



LG Series

Compact Central Lighting Inverters

Catalog Number	
Comments	Type

FEATURES

Application

Designed for indoor installation in commercial or industrial applications. Emergency AC power is supplied to lighting fixtures equipped with incandescent, linear fluorescent, compact fluorescent or LED lamps. The lighting load can be installed at a distance of up to 1,000 feet from the LiteGear central lighting inverter. Observe all required AC conductor sizing requirements.

Operation

When normal utility supplied power is interrupted, the LiteGear Series unit will automatically transfer to emergency mode in less than 2-seconds and begin supplying inverted battery-derived AC power to the load for 90 minutes. The unit is capable of operating normally on, normally off, or switched loads. A low voltage battery disconnect circuit will prevent "deep discharge" damage to the battery. The charging circuit will bring the batteries to full recharge within UL time standards. A "brownout" circuit will automatically transfer the unit to emergency power if the utility voltage falls to a pre-determined "low line" limit.

Construction

The LiteGear enclosure and cover are constructed of heavy-duty, 18 gauge steel with a white powder-coat paint finish.

Compliances

UL 924 (Emergency Lighting)
Life Safety Code (NFPA 101)
National Electrical Code (NFPA 70)
State and Local Code compliant

Warranty

Unit and Electronics: 3 years full*
Spectron® Model Unit and Electronics: 5 years full*
Battery: 3 years full, 7 years pro-rata

* excludes fuses

ORDERING GUIDE

LG	2	S	I
Series	Capacity	Mounting	Self-Diagnostics
	1 100 VA/W 2 250 VA/W ²	S Surface Wall T Recessed Ceiling T-Grid ¹ R Recessed Wall ¹	Blank None I Spectron® Self Testing/Diagnostics ³

Ordering Notes:

- 1 Only available on 100 VA/W models.
- 2 Housing (LG2SLB) and batteries (0120935) ship in separate cartons.
- 3 Only available on 250 VA/W

ACCESSORIES (order separately)

- WGTW** Wire Guard for LG1S
RTSLG Remote Test Switch for LG2S

LiteGear®

LG2S
250VA Surface
Mount Model



LG1S
100VA Surface
Mount Model



LG1R
100VA Recessed Mount
Model



LG1T
100VA Recessed
Ceiling Mount Model





LG Series

Compact Central Lighting Inverters

SPECIFICATIONS

Electronics

Input/Output: 120/120VAC or 277/277VAC, 60 Hz
 Input/Output Connections: Terminal block
 Operating Temperature Range: 20°C to 30°C (68°F to 86°F)
 Charger Type: Variable rate float

AC Lockout: Prevents battery discharge following installation when branch circuit AC power is not present.

Low Voltage Battery Disconnect: Protects the battery from damaging "deep discharge" conditions during prolonged power failures.

Brownout Protection: Automatically transfers to emergency power when utility voltage drops to a point that would cause fluorescent lamps to extinguish.

Overload and Short Circuit Protection: AC and DC protection provided by fuses and automatic shut down.

Test Means: Manual "TEST" button.

LED Indicators: "AC-ON/Charging" (green), "Inverter-ON" (amber).

Battery

Maintenance-free, sealed lead calcium with 10 year rated life.

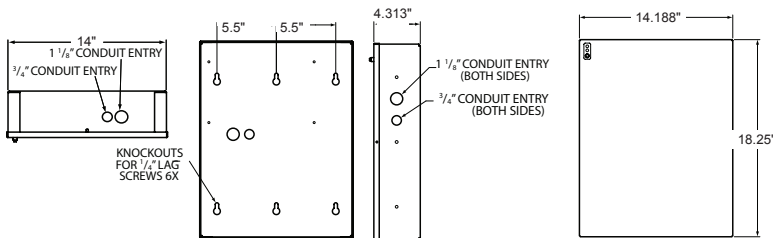
Optional Spectron® Self-Test/Self Diagnostics

Provides visual indication for battery, charger, transfer circuit and load faults. Conducts automatic 1-minute test every 28 days, a 30-minute test every 6 months, and a 60-minute test once a year. Also includes field selectable 15-minute retransfer delay. Test switch allows for initiation of a 1 minute or a 90-minute system test.

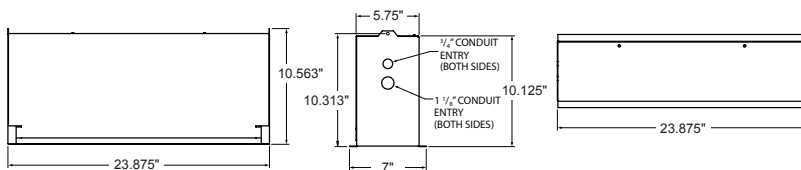
	LG1S	LG1R	LG1T	LG2S
Power Rating (VA - W)	100			250
Power Factor Range	0.8 lead to 0.75 lag			0.8 lead to 0.7 lag
Form and Fit	Wall Mount Surface	Wall Mount Recessed	Ceiling Mount Recessed T-grid	Wall Mount Surface
Weight (lb) with batteries	43	41	45	78
Maximum Input Current (A)	120 VAC: 1.02 A 277 VAC: 0.47 A	120 VAC: 1.02 A 277 VAC: 0.47 A	120 VAC: 1.02 A 277 VAC: 0.47 A	120 VAC: 2.5 A 277 VAC: 1.1 A
System DC Voltage	12			24
Recharge Time (Hr)	48			72

DIMENSIONS

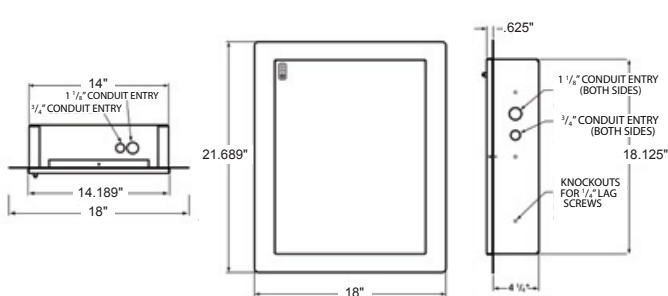
LG1S Wall Mount Surface Model



LG1T Recessed Ceiling T-Grid Model



LG1R Wall Mount Recessed Model



LG2S Wall Mount Surface Model

