

POWER *PS* SONIC[®]


Super Sport Series

Powerful stuff comin' at ya!



2013-2014 Battery
Applications and Specifications

SEALED MAINTENANCE FREE BATTERY FEATURES



HIGH PERFORMANCE BATTERY FEATURES

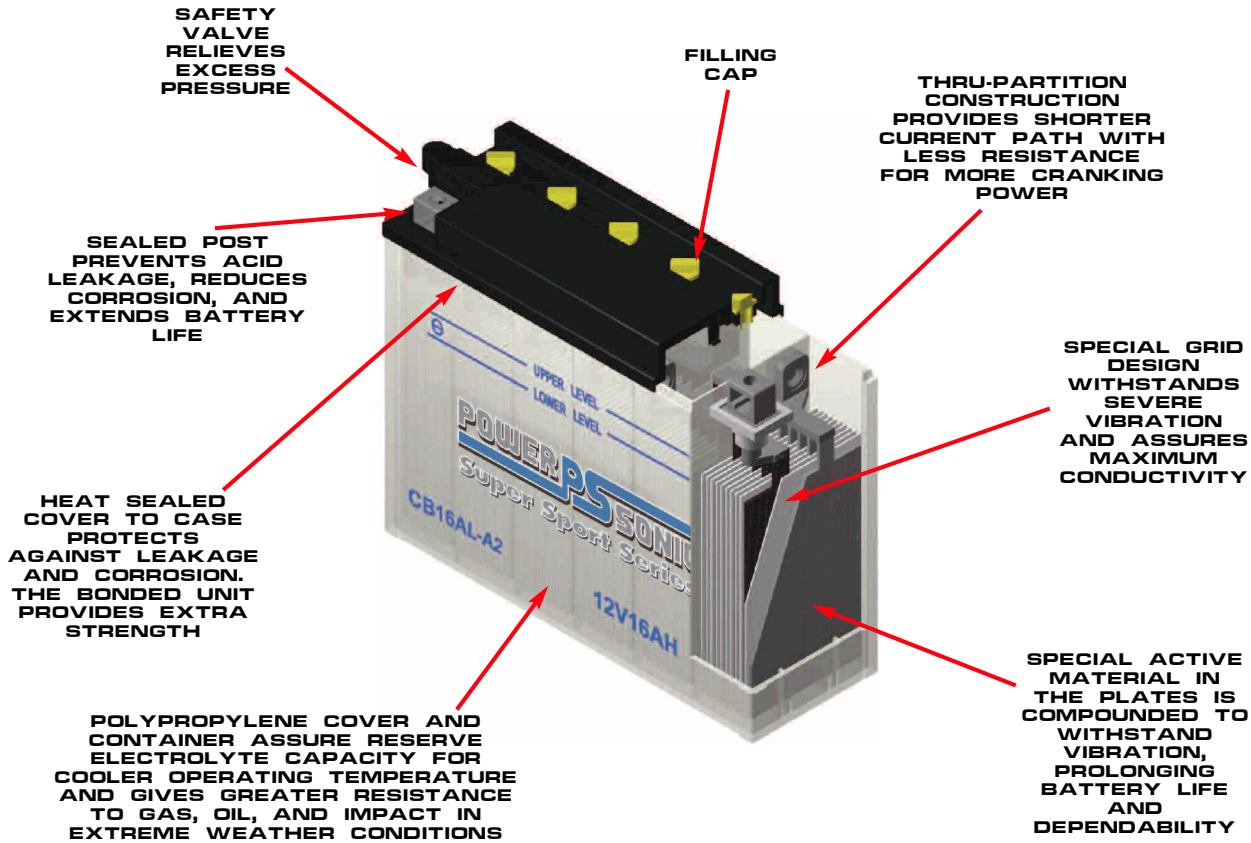


TABLE OF CONTENTS

COMPETITIVE CROSS REFERENCE CHART4-5

BATTERY CROSS REFERENCE CHART5

TERMINAL CONFIGURATIONS6

BATTERY SPECIFICATIONS7-9

MOTORCYCLE BATTERY APPLICATIONS9-15

ALL TERRAIN VEHICLE BATTERY APPLICATIONS16-18

UTILITY VEHICLE BATTERY APPLICATIONS19

SCOOTER BATTERY APPLICATIONS19-20

EUROPEAN AND OTHER MOTORCYCLE BATTERY APPLICATIONS21-23

PERSONAL WATERCRAFT BATTERY APPLICATIONS23-24

SNOWMOBILE BATTERY APPLICATIONS24-25

RIDING MOWER BATTERY APPLICATIONS26

BATTERY HARDWARE27-31

BATTERY SITTER & BATTERY RACK32

IMPORT AUTOMOTIVE BATTERY SPECIFICATIONS33

POWERSPORT BATTERY BUYING GUIDE33

POWER-SONIC CORPORATE OFFICES - SAN DIEGO, CALIFORNIA



DISCLAIMER STATEMENT:

These instructions are based on sound engineering principles, research, extensive field experience, and technical judgements of industry members, and are subject to change in light of developments in technology, field experience, and incoming fit data. Power-Sonic Corporation disclaims any representation or warranty, expressed or implied, concerning this catalog's data or recommendations, and in no event shall be liable for any loss or damage claimed to have arisen as a result of the use of data or from following the recommendation set forth in this catalog.

Please Note: Photos in this catalogue and on the cover depict highly skilled professional riders on closed courses. Do not try to attempt these maneuvers.

COMPETITIVE CROSS REFERENCE CHART

HIGH PERFORMANCE (CONTINUED)

Table with 11 columns: Power-Sonic, Deka, Exide, JSB (GSBat.), GS Battery, Interstate, Motocross, Napa, Sears, Wal-Mart, Yacht, Yuasa. Lists various battery models and their equivalents.

CONVENTIONAL

Table with 11 columns: Power-Sonic, Deka, Exide, JSB (GSBat.), GS Battery, Interstate, Motocross, Napa, Sears, Wal-Mart, Yacht, Yuasa. Lists various battery models and their equivalents.

BATTERY CROSS REFERENCE CHART

Table with 7 columns: HIGH PERFORMANCE FACTORY ACTIVATED MAINTENANCE FREE, FACTORY ACTIVATED MAINTENANCE FREE, SEALED MAINTENANCE FREE UPGRADE, SEALED MAINTENANCE FREE, LOW MAINTENANCE, HIGH PERFORMANCE, CONVENTIONAL. Lists various battery models and their equivalents.

† Eliminates need for sensor (needs to be disabled). # Top and front terminal mounts only. * The PTX20 series batteries may be used as an optional upgrade, but some modification to the hold down may be necessary. See battery label for retrofit cautions. # Top and side terminal mounts only.



TERMINAL CONFIGURATIONS

Terminal shapes vary from one battery to another. By identifying the correct replacement battery from the listing in this book, you are assured of the proper terminal configuration. For custom applications, refer to the following chart to identify terminal shape and corresponding batteries.

TERMINAL TYPE	FRONT	SIDE	TOP	BATTERY TYPE
1				CB14L-A1, PTX16-BS-1
2				CB9L-A2, CB16AL-A2, 12N5.5-4A
3				CB7C-A, CB7L-B, C60-N24-A, C60-N24L-A, C60-N24AL-B, 12N24-3
4				PTX14AHBS-FS, PTX14AHLBS-FS, PTX15LBS-FS, PTX20BS-FS, PTX20LBS-FS, PTX20HLBS-FS, PIX50LBS-FS, PTX14AH-BS, PTX14AHL-BS, PTX15L-BS, PTX16-BS, PTX20CH-BS, PTX20-BS, PTX20L-BS, PIX50-BS, PIX50L-BS, CB12C-A, CB16B-A, C50-N18L-A3, CB30L-B, CB30CL-B
5				PTX4LBS-FS, PTX5LBS-FS, PTZ5S, PT6.5L-BS, PTX7ABS-FS, PTX7LBS-FS, PTZ7S, PTX9BS-FS, PTX12BS-FS, PTX14BS-FS, PTX14LBS-FS, PTZ16H, PTX19CLB-FS, PIX30LBS-FS, PIX30HLBS-FS, PIX30CLB-FS, PTX4L-BS, PTX5L-BS, PTX7A-BS, PTX7L-BS, PTX9-BS, PTX12-BS, PTX14-BS, PTX14L-BS, PTX19CL-BS, PIX30L-BS, PIX30CL-BS, CB4L-A, CB4L-B, CB16CL-B
6				PT9A-BS, PTX19BS-FS, PTX19LBS-FS, PTX19-BS, PTX19L-BS, CB16-B-LM, CB16HL-A-LM, CB3L-A, CB3L-B, CB5L-B, CB7-A, CB9-B, CB9A-A, CB9L-B, CB10L-B, CB12A-A, CB12AL-A, CB12A-B, CB14A-A, CB16-B, CB16L-B, 6N6-3B, 6N6-3B-1, 6CB8L-B, 6N11-2D, 6N11A-1B, 6N12A-2D, B38-6A, B39-6, B54-6, 12N5-3B, 12N5-4B, 12N5-5-3B, 12N5.5A-3B, 12N7-4A, 12N7-3B, 12N7D-3B, 12N7-4B, 12N9-3A-1, 12N9-3B, 12N9-4B-1, 12N10-3A, 12N10-3A-1, 12N12A-4A-1
7				C50-N18L-A-LM, CB16B-A1, HCB16A-AB, CB18-A, CB18L-A, C50-N18A-A, SC50-N18L-AT
8				CB10A-A2, CB10L-A2, CB10L-B2, CB12AL-A2, CB12B-B2, CB14A-2, CB14A-A2, CB14B-2, CB14L-A2, CB14L-B2, SCB14L-A2, SCB14L-B2, 12N11-3A-1, 12N14-3A
9				CHD4-12
10				51814, 51913, 53030, 51913-FS
11				PT6B-3, PT7B-4, PT9B-4, PTZ10S, PT12B-4, PTZ12S, PT14B-4, PTZ14S, PTX12ABS-FS, PTR9-BS, PTX12A-BS
12				PTR4A-BS
13				PTX4B-BS
14				U1(9), U1R(9), P11U1LD-FS
15				PTX20HLBS-FS, PIX30HLBS-FS

BATTERY SPECIFICATIONS

HIGH PERFORMANCE FACTORY ACTIVATED MAINTENANCE FREE

Table with columns: Type, Voltage (V), Capacity at 10HR (Ah), CCA @ 0° F (-18° C), Apprx. Weight w/ Acid (Lbs.), Acid Volume (Oz.), Regular Charge Current (Ah), Terminal Type (See Page 6), Dimensions in Inches (Length, Width, Height), Dimensions in Millimeters (Length, Width, Height), Assembly Figure (per cover polarity).

FACTORY ACTIVATED MAINTENANCE FREE

Table with columns: Type, Voltage (V), Capacity at 10HR (Ah), CCA @ 0° F (-18° C), Apprx. Weight w/ Acid (Lbs.), Acid Volume (Oz.), Regular Charge Current (Ah), Terminal Type (See Page 6), Dimensions in Inches (Length, Width, Height), Dimensions in Millimeters (Length, Width, Height), Assembly Figure (per cover polarity).

*Maintenance Free Gel Technology

Due to the self-discharge characteristics of this type of battery, it is imperative that they be charged within 6 months of storage, otherwise permanent loss of capacity might occur as a result of sulfation. To prolong shelf life without charging, store batteries at 50°F (10°C) or less.

SEALED MAINTENANCE FREE

Table with columns: Type, Voltage (V), Capacity at 10HR (Ah), CCA @ 0° F (-18° C), Apprx. Weight w/o Acid (Lbs.), Acid Volume (Oz.), Regular Charge Current (Ah), Terminal Type (See Page 6), Dimensions in Inches (Length, Width, Height), Dimensions in Millimeters (Length, Width, Height), Assembly Figure (per cover polarity).

BATTERY SPECIFICATIONS

CONVENTIONAL 6 VOLT (Continued)

Table with columns: Type, Voltage (V), Capacity at 10HR (Ah), CCA @ 0° F (-18° C), Apprx. Weight w/o Acid (Lbs.), Acid Volume (Oz.), Regular Charge Current (Ah), Terminal Type (See Page 6), Dimensions in Inches (+/- 1/16 In.) (Length, Width, Height), Dimensions in Millimeters (+/- 2 mm.) (Length, Width, Height), Assembly Figure (per cover polarity).

CONVENTIONAL 12 VOLT

Table with columns: Type, Voltage (V), Capacity at 10HR (Ah), CCA @ 0° F (-18° C), Apprx. Weight w/o Acid (Lbs.), Acid Volume (Oz.), Regular Charge Current (Ah), Terminal Type (See Page 6), Dimensions in Inches (+/- 1/16 In.) (Length, Width, Height), Dimensions in Millimeters (+/- 2 mm.) (Length, Width, Height), Assembly Figure (per cover polarity).

LAWN & GARDEN

Table with columns: Type, Voltage (V), Capacity at 10HR (Ah), CCA @ 0° F (-18° C), Apprx. Weight w/o Acid (Lbs.), Acid Volume (Oz.), Regular Charge Current (Ah), Terminal Type (See Page 6), Dimensions in Inches (+/- 1/16 In.) (Length, Width, Height), Dimensions in Millimeters (+/- 2 mm.) (Length, Width, Height), Assembly Figure (per cover polarity).

* @ 20 hr. rate

MOTORCYCLE BATTERY APPLICATIONS

BUELL

Table with columns: cc, Model, Year, Factory Sealed Maintenance Free, Sealed Maintenance Free, High Performance, Conventional.

CANNONDALE

Table with columns: cc, Model, Year, Factory Sealed Maintenance Free, Sealed Maintenance Free, High Performance, Conventional.

EXCELSIOR-HENDERSON

Table with columns: cc, Model, Year, Factory Sealed Maintenance Free, Sealed Maintenance Free, High Performance, Conventional.

HARLEY-DAVIDSON

Table with columns: cc, Model, Year, Factory Sealed Maintenance Free, Sealed Maintenance Free, High Performance, Conventional.

† Must use factory activated battery.
* Please see battery cross reference chart on page 5 for optional upgrades.
* Must use adaptor kit available from Buell.



MOTORCYCLE BATTERY APPLICATIONS

HARLEY-DAVIDSON (Continued)

Table with 7 columns: cc, Model, Year, Factory Sealed Maintenance Free, Sealed Maintenance Free, High Performance, Conventional. Lists Harley-Davidson models from 1584FXD to 90 Z90.

HONDA (Continued)

Table with 7 columns: cc, Model, Year, Factory Sealed Maintenance Free, Sealed Maintenance Free, High Performance, Conventional. Lists Honda models from 1100VT1100C, C3 to 680 DN-01.

HONDA

Table with 7 columns: cc, Model, Year, Factory Sealed Maintenance Free, Sealed Maintenance Free, High Performance, Conventional. Lists Honda models from 1800GL1800 Gold Wing to 1100CB1100.

* Please see battery cross reference chart on page 5 for optional upgrades.
< Requires use of cover/spacer kit.
† Must use factory activated battery.
• This battery includes a sensor.
+ Eliminates need for sensor (needs to be disabled).

The PTX20 series batteries may be used as an optional upgrade, but some modification to the hold down may be necessary. See battery label for retrofit cautions.



MOTORCYCLE BATTERY APPLICATIONS

HONDA (Continued)

Table with columns: cc, Model, Year, Factory Sealed Maintenance Free, Sealed Maintenance Free, High Performance, Conventional. Lists Honda models from 650cc down to 250cc.

HONDA (Continued)

Table with columns: cc, Model, Year, Factory Sealed Maintenance Free, Sealed Maintenance Free, High Performance, Conventional. Continues Honda models from 250cc down to 70cc.

MOTORCYCLE BATTERY APPLICATIONS

KAWASAKI (Continued)

Table with columns: cc, Model, Year, Factory Sealed Maintenance Free, Sealed Maintenance Free, High Performance, Conventional. Lists various Kawasaki models and their battery specifications.

KAWASAKI (Continued)

Table with columns: cc, Model, Year, Factory Sealed Maintenance Free, Sealed Maintenance Free, High Performance, Conventional. Lists Kawasaki G3TR and MC1 series models.

POLARIS

Table with columns: cc, Model, Year, Factory Sealed Maintenance Free, Sealed Maintenance Free, High Performance, Conventional. Lists various Polaris models including Vegas Jackpot, V92C, etc.

SUZUKI

Table with columns: cc, Model, Year, Factory Sealed Maintenance Free, Sealed Maintenance Free, High Performance, Conventional. Lists various Suzuki models including VZR1800, Marauder, GSX1300R, etc.

++ Must use existing terminal adaptor.
** When ordering this battery, specify sensor.
* G3SS & G3TR models having the engine production #235611 and above, use a 6N4-2A-5 battery.
• Please see battery cross reference chart on page 5 for optional upgrades.

+ Eliminates need for sensor (needs to be disabled).
• This battery includes a sensor.



MOTORCYCLE BATTERY APPLICATIONS

YAMAHA (Continued)

YAMAHA (Continued)

Table with columns for cc, Model, Year, Maintenance Free, Sealed Maintenance Free, Performance, High, Conventional, and their corresponding values for various Yamaha motorcycle models.

+ Eliminates need for sensor (needs to be disabled).

* This battery includes a sensor.

ALL TERRAIN BATTERY APPLICATIONS

KAWASAKI

cc	Model	Year	Factory Sealed, Maintenance Free	Sealed Maintenance Free	High Performance	Conventional
750	KVF750-A, B Brute Force 750 4x4	05-13	PTX14BS-FS†			
700	KFX700 V-Force KSV700-A, B (KFX700) KSV700-A, B Prairie 700 4x4 KVF700-A, B, D Prairie 700, 4x4	03-10	PTX14BS-FS†			
650	KVF650 Brute Force KV650-A,B,D, E Prairie 650, 4x4	02-13	PTX14BS-FS†			
450	KFX450R	08-13	PTX7LBS-FS	PTX7L-BS		
400	KLF400-B Bayou 400 4x4 KSF400-A (KFX400) KVF400-A Prairie 4x4 KVF400-A Prairie 400 4x4(CN) KVF400-B Prairie 400 4x4(CN) KVF400-C Prairie 400, 4x4 KVF400-C Prairie 400 4x4(CN) KVF400-D Prairie 400, 4x4 KVF400-D Prairie 400 4x4(CN)	03-06	PTX9BS-FS	PTX9-BS		
360	KVF360 Prairie KVF360-A,B, C Prairie 360, 4x4	03-11	PTX14AHBS-FS	PTX14AH-BS	CB14A-A2	
300	KEF300-A Lakota KEF300-B Lakota Sport KLF300-A Bayou KLF300-B Bayou KLF300-B Bayou (CN) KLF300-C Bayou 300 4x4 KLF300-C Bayou 300 4x4(CN) KVF300 Brute Force KVF300-A Prairie 300, 4x4 KVF300-A Prairie 300, 4x4 (CN) KVF300-B Prairie 300, 4x4 KVF300-B Prairie 300, 4x4 (CN)	01-03	PTX14AHBS-FS	PTX14AH-BS	CB14A-A2	
250	KLF250-A Bayou KLF250-A Bayou (CN) KLT250-A KLT250-C Prairie KLT250-C Prairie	03-12			CB10A-A2	
220	KLF220-A Bayou KLF220-A Bayou (CN)	03-05	PTX14AHBS-FS	PTX14AH-BS	CB14A-A2	
200	KLT200-A, C KLT200-B, C	81-84			CB10L-B	
185	KLF185-A Bayou	85-88			CB10L-B	
110	KLF110-B Mojave (Elec.Start)	87-88			CB9L-A2	
90	KFX90	07-13	PTX5LBS-FS	PTX5L-BS		
80	KSF80-A (KFX80)	03-05	PTX5LBS-FS	PTX5L-BS		
50	KFX50	07-13	PTX5LBS-FS	PTX5L-BS		

KTM

cc	Model	Year	Factory Sealed, Maintenance Free	Sealed Maintenance Free	High Performance	Conventional
525	SX ATV XC ATV	10-13	PTX5LBS-FS	PTX5L-BS		
505	SX ATV XC ATV	08-13	PTX5LBS-FS	PTX5L-BS		
450	SX ATV XC ATV	08-11	PTX5LBS-FS	PTX5L-BS		
		08-09	PTX5LBS-FS	PTX5L-BS		

KYMCO

cc	Model	Year	Factory Sealed, Maintenance Free	Sealed Maintenance Free	High Performance	Conventional
700	MXU700	13	PTX20LBS-FS	PTX20L-BS		
500	MXU500	-13	PTX20LBS-FS	PTX20L-BS		
450	Maxxer450	-13	PTX20LBS-FS	PTX20L-BS		
300	Mongoose300 MXU300SD	-10	PTX12BS-FS	PTX12-BS		
250	Mongoose, MXU250	All	PTX12BS-FS	PTX12-BS		
150	MXU150	All	PTX9BS-FS	PTX9-BS		
90	Mongoose 90	All	PTX5LBS-FS	PTX5L-BS		
50	Mongoose 50	All	PTX5LBS-FS	PTX5L-BS		

MANCO

cc	Model	Year	Factory Sealed, Maintenance Free	Sealed Maintenance Free	High Performance	Conventional
260	8265L	06	PTX14AHBS-FS	PTX14AH-BSCB14A-A2		
	8264L	05-06	PTX14AHBS-FS	PTX14AH-BSCB14A-A2		
	8260E, L	04-06	PTX14AHBS-FS	PTX14AH-BSCB14A-A2		
72	8089L	05-06	PTX5LBS-FS	PTX5L-BS		

PANDA MOTOR SPORTS

cc	Model	Year	Factory Sealed, Maintenance Free	Sealed Maintenance Free	High Performance	Conventional
125	KD125				CB7-A	
80	KD80				CB7-A	
50	KD50				CB7-A	

POLARIS

cc	Model	Year	Factory Sealed, Maintenance Free	Sealed Maintenance Free	High Performance	Conventional
850	Sportsman	10-13	PTX20HLBS-FS†			
	Sportsman	09	PIX30LBS-FS†			
800	Sportsman 6x6 Sportsman 4x4	05-13	PIX30LBS-FS	PIX30L-BS		
700	Sportsman, Military	02-10	PIX30LBS-FS	PIX30L-BS	CB30L-B	
600	Sportsman	04-05	PIX30LBS-FS	PIX30L-BS	CB30L-B	
550	Sportsman Sportsman EPS,XP, Touring Sportsman Touring, XP,X2	09-12	PTX20HLBS-FS			
	Sportsman X2	10-12	PTX20HLBS-FS			
	Sportsman XP	10	PTX14AHBS-FS†			
525	Outlaw 525	08-12	PTX9BS-FS	PTX9-BS		
500	All Models (Excl.Predator, Sportsman) Predator Sportsman Sportsman HO	99-12	PTX14AHBS-FS	PTX14AH-BS	CB14A-A2	
		03-06	PTX9BS-FS	PTX9-BS		
		-09	PIX30LBS-FS	PIX30L-BS	CB30L-B	
		96-13	PTX14AHBS-FS	PTX14AH-BS		
450	Outlaw 450 Diesel .445 Liter (primary) (secondary)	07-10	PTX9BS-FS	PTX9-BS		
		99-03	PIX30LBS-FS	PIX30L-BS	CB30L-B	
		99-03	PTX14AHBS-FS	PTX14AH-BS	CB14A-A2	
425	All models	95-02	PTX14AHBS-FS	PTX14AH-BS	CB14A-A2	
400	All models	94-12	PTX14AHBS-FS	PTX14AH-BS	CB14A-A2	
335	Sportsman	98-01	PTX14AHBS-FS	PTX14AH-BS	CB14A-A2	
330	Magnum Trail Boss Sportsman	03-13	PTX14AHBS-FS	PTX14AH-BS		
		-10	PTX14AHBS-FS	PTX14AH-BS		
325	All models	87-02	PTX14AHBS-FS	PTX14AH-BS	CB14A-A2	
300	Hawkeye, Sportman 300	06-10	PTX14AHBS-FS	PTX14AH-BS	CB14-B2	
250	All models	85-05	PTX14AHBS-FS	PTX14AH-BS	CB14A-A2	
200	Phoenix, Sawtooth	05-13	PTX12BS-FS	PTX12-BS		
90	Predator, Sportsman, Outlaw Scrambler, Sportsman	03-13	PTX5LBS-FS	PTX5L-BS		
		01-02	PTX4LBS-FS	PTX4L-BS		
50	Scrambler	03	PTX5LBS-FS	PTX5L-BS		

† Must use factory activated battery.
• Please see battery cross reference chart on page 5 for optional upgrades.

ALL TERRAIN BATTERY APPLICATIONS

POLARIS (Continued)

cc	Model	Year	Factory Sealed, Maintenance Free	Sealed Maintenance Free	High Performance	Conventional
50	Scrambler	01-02	PTX4LBS-FS	PTX4L-BS	-	-
	Predator, Outlaw	04-13	PTX5LBS-FS	PTX5L-BS	-	-

QIANJIANG

cc	Model	Year	Factory Sealed, Maintenance Free	Sealed Maintenance Free	High Performance	Conventional
100	ATV100	All	PTX4LBS-FS	PTX4L-BS	-	-
50	ATV50	All	PTX4LBS-FS	PTX4L-BS	-	-

SUZUKI

cc	Model	Year	Factory Sealed, Maintenance Free	Sealed Maintenance Free	High Performance	Conventional
750	LT-A750X King Quad	07-13	-	PTX20CH-BS	-	-
700	LT-A700X King Quad	05-07	-	PTX20CH-BS	-	-
	LT-V700F Twin Peaks	04-05	-	PTX20CH-BS	-	-
500	LT-A500 King Quad	-13	-	PTX20CH-BS	-	-
	LT-A500F Vinson 4WD	04-07	-	PTX20CH-BS	-	-
	LT-A500F Vinson 4WD	02-03	-	PTX16-BS	-	-
	LT-A500F QuadMaster	00-01	-	PTX16-BS-1	-	-
	LT-F500F QuadRunner	98-02	-	PTX16-BS-1	-	-
	LT-F500F Vinson Manual 4WD	04-07	-	PTX20CH-BS	-	-
	LT-F500F Vinson Manual 4WD	03	-	PTX16-BS	-	-
450	LT-A450X King Quad	07-11	PTX14BS-FS	PTX14-BS	-	-
	LT-R450 QuadRacer	06-11	PTX7ABS-FS	PTX7A-BS	-	-
400	LT-A400 Eiger 2WD, F Eiger 4WD	02-07	PTX14BS-FS	PTX14-BS	-	-
	LT-A400F KingQuad	-09	PTX14BS-FS	PTX14-BS	-	-
	LT-F400 Eiger 2WD, F Eiger 4WD	02-07	PTX14BS-FS	PTX14-BS	-	-
	LT-Z400 QuadSport	03-13	PTX9BS-FS	PTX9-BS	-	-
	LT-A400 King Quad	-13	PTX14BS-FS	PTX14-BS	-	-
300	LT300E QuadRunner 300E	87-89	PTX14AHBS-FS	PTX14AH-BS	CB14A-A2	-
	LT-F300F KingQuad	99-02	PTX14AHBS-FS	PTX14AH-BS	CB14A-A2	-
	LT-F300F KingQuad (CN,Opt)	99-02	-	PIX50-BS	C50-N18A-A	-
280	LT-F4WDX KingQuad	91-99	PTX14AHBS-FS	PTX14AH-BS	CB14A-A2	-
	LT-F4WDX KingQuad (CN,Opt)	91-99	-	PIX50-BS	C50-N18A-A	-
250	LT-4WD QuadRunner	87-99	PTX14AHBS-FS	PTX14AH-BS	CB14A-A2	-
	LT-4WD QuadRunner (Opt)	87-99	-	PIX50-BS	C50-N18A-A	-
	LT-F250 QuadRunner	88-01	PTX14AHBS-FS	PTX14AH-BS	CB14A-A2	-
	LT-F250 QuadRunner(Opt)	88-01	-	PIX50-BS	C50-N18A-A	-
	LT-F250, Ozark	02-13	PTX12BS-FS	PTX12-BS	-	-
	LT-F250F QuadRunner	99-02	PTX14AHBS-FS	PTX14AH-BS	CB14A-A2	-
	LT-F250F QuadRunner (CN,Opt)	99-02	-	PIX50-BS	C50-N18A-A	-
	LT-Z250 QuadSport	04-11	PTX9BS-FS	PTX9-BS	-	-
	LT250EF QuadRunner	85-86	-	PIX50-BS	C50-N18A-A	-
230	LT-F230 QuadRunner	86-87	-	-	CB10A-A2	-
	LT230E QuadRunner	88-93	PTX12BS-FS	PTX12-BS	-	-
	LT230GE QuadRunner	85-86	-	-	CB10A-A2	-
160	LT-F160 QuadRunner	91-01	-	-	CB9A-A	-

SUZUKI (Continued)

cc	Model	Year	Factory Sealed, Maintenance Free	Sealed Maintenance Free	High Performance	Conventional
160	LT-F160 QuadRunner	03-04	-	-	CB9A-A	-
	LT160E QuadRunner	89-94	-	-	CB9A-A	-
90	LTZ90 QuadSport	07-11	PTX7ABS-FS	PTX7A-BS	-	-
80	LT80 QuadSport 80	87-06	PTX5LBS-FS	PTX5L-BS	-	-
50	QuadSport Z50	06-11	PTX5LBS-FS	PTX5L-BS	-	-

YAMAHA

cc	Model	Year	Factory Sealed, Maintenance Free	Sealed Maintenance Free	High Performance	Conventional
700	YFM7FG Grizzly	07-13	PTX20LBS-FS	PTX20L-BS	-	-
	YFM700R Raptor	06-13	PT9B-4	-	-	-
660	YFM660FW Grizzly	02-08	PTX20LBS-FS	PTX20L-BS	-	-
	YFM660R Raptor	01-05	PTX14BS-FS	PTX14-BS	-	-
600	YFM600FW Grizzly	98-01	PTX20LBS-FS	PTX20L-BS	-	-
550	YFM5FG Grizzly	-13	PTX20LBS-FS	PTX20L-BS	-	-
450	YFM450FG Grizzly	07-13	PTX14AHBS-FS	PTX14AH-BS	-	-
	YTM450FW Kodiak/ Automatic	03-09	PTX20LBS-FS	PTX20L-BS	-	-
	YFM450FX Wolverine	03-10	PTX20LBS-FS	PTX20L-BS	-	-
	YZF450	04-13	PT7B-4	-	-	-
	YZF450V	-09	PT7B-4	-	-	-
	YXF450R,X	09-13	PTZ7S	-	-	-
400	YFM400FG Grizzly	07-11	PTX14AHBS-FS	PTX14AH-BS	-	-
	YFM400FW Kodiak/ Automatic	03-06	PTX14AHBS-FS	PTX14AH-BS	-	-
	YFM400FW Kodiak/ Automatic	96-02	PTX20LBS-FS	PTX20L-BS	-	-
	YFM400FW Kodiak	93-95	PTX14AHBS-FS	PTX14AH-BS	CB14A-A	-
	YFM400FB BigBear	00-12	PTX20LBS-FS	PTX20L-BS	-	-
	YFM400FWN BigBear 4WD	00-03	PTX20LBS-FS	PTX20L-BS	-	-
350	Bruin	04-06	PTX14AHBS-FS	PTX14AH-BS	-	-
	YFM350ER Moto 4	87-95	PTX14AHBS-FS	PTX14AH-BS	CB14A-A	-
	YFM350FW BigBear 4WD	87-99	PTX14AHBS-FS	PTX14AH-BS	CB14A-A	-
	YFM350FX Wolverine	95-05	-	-	CB12C-A	-
	YFM350U BigBear 2WD	96-99	PTX14AHBS-FS	PTX14AH-BS	CB14A-A	-
	YFM350X Warrior	87-03	-	-	CB12C-A	-
	YFP350 TerraPro	88	PTX14AHBS-FS	PTX14AH-BS	CB14A-A	-
	YFM350FX Wolverine	06-10	PTX14AHBS-FS	PTX14AH-BS	-	-
	YFM350FG Grizzly	07-13	PTX14AHBS-FS	PTX14AH-BS	-	-
	YFM350R Raptor	04-13	PTZ10S	-	-	-
300	Grizzly300 Auto.	11-13	PTX12BS-FS	PTX12-BS	-	-
250	YFM250B BigBear	07-10	PTX14AHBS-FS	PTX14AH-BS	CB14A-A2	-
	YFM250B Bruin	05-06	PTX14AHBS-FS	PTX14AH-BS	CB14A-A2	-
	YFM250R Raptor	08-13	PTZ7S	-	-	-
	YFB250 Timber Wolf 2WD	92-98	-	-	CB12C-A	-
	YFB250FW Timber Wolf 4WD	94-00	-	-	CB12C-A	-
	YFM250 Bear Tracker	99-04	PTX14AHBS-FS	PTX14AH-BS	CB14A-A2	-
	YFM250 Moto 4	89-91	PTX14AHBS-FS	PTX14AH-BS	CB14A-A	-
230	YFU-I/T Pro-Hauler	89	PTX14AHBS-FS	PTX14AH-BS	CB14A-A	-
225	YFM225 Moto 4	86-88	PTX14AHBS-FS	PTX14AH-BS	CB14A-A	-
	YTM225DR Tri-Moto	85-86	PTX14AHBS-FS	PTX14AH-BS	CB14A-A	-
	YTM225DX Tri-Moto	83-85	PTX14AHBS-FS	PTX14AH-BS	CB14A-A	-
200	YFM200 Moto 4	85	PTX14AHBS-FS	PTX14AH-BS	CB14A-A	-
	YFM200DX Moto 4	86-89	PTX14AHBS-FS	PTX14AH-BS	CB14A-A	-
	YTM200,E ER Tri-Moto	83-85	PTX14AHBS-FS	PTX14AH-BS	CB14A-A	-
125	YFA-1 Breeze	89-04	-	-	CB12C-A	-
	YFM125S Grizzly	04-13	-	-	CB12C-A	-
	YFM125R Raptor	11-13	PTZ7S	-	-	-
100	YFM100 Champ	87-91	-	-	-	12N7D-3B
90	YFM90R Raptor	09-13	PTX5LBS-FS	PTX5L-BS	-	-
80	YFM Grizzly	05-08	-	-	-	12N7D-3B
	YFM80 Badger	85-01	-	-	-	12N7D-3B
	YFM80R Raptor 80	02-08	-	-	-	12N7D-3B
50	YFM50 Raptor	04-09	-	-	-	12N7D-3B

* Please see battery cross reference chart on page 5 for optional upgrades.

UTILITY VEHICLE BATTERY APPLICATIONS

ARCTIC CAT

Table with columns: cc, Model, Year, Factory Sealed Maintenance Free, Sealed Maintenance Free, High Performance, Conventional. Rows include Prowler 1000, Wildcat 1000, LTD, Prowler 700, Prowler 700, Prowler 650, Prowler 550, Prowler 550.

BRP (CAN-AM)

Table with columns: cc, Model, Year, Factory Sealed Maintenance Free, Sealed Maintenance Free, High Performance, Conventional. Rows include Commander 1000, Commander 800.

HONDA

Table with columns: cc, Model, Year, Factory Sealed Maintenance Free, Sealed Maintenance Free, High Performance, Conventional. Row includes MUV700 Big Red.

KAWASAKI

Table with columns: cc, Model, Year, Factory Sealed Maintenance Free, Sealed Maintenance Free, High Performance, Conventional. Rows include Mule 5210 Diesel, Terryx All Model, KAF650, Mule 4010 4x4, Mule4010 Trans 4x4, Diesel, KAF620F, Mule 4010 4x4(US), KAF620F, Mule 4010 4x4(CN), Mule 4000, Classic, KAF620, Mule 3000, 3010, 3020, KAF620, Mule 2500, 2510, 2520.

* Please see battery cross reference chart on page 5 for optional upgrades.

KAWASAKI (Continued)

Table with columns: cc, Model, Year, Factory Sealed Maintenance Free, Sealed Maintenance Free, High Performance, Conventional. Rows include KAF540, Mule 2010, 2020, 2030, KAF450, Mule 1000, KAF400, Mule 600, 610, Advantage Classic, KAF300, Mule 500, 520, 550.

KYMCO

Table with columns: cc, Model, Year, Factory Sealed Maintenance Free, Sealed Maintenance Free, High Performance, Conventional. Row includes UXV500.

POLARIS

Table with columns: cc, Model, Year, Factory Sealed Maintenance Free, Sealed Maintenance Free, High Performance, Conventional. Rows include Ranger RZR, Ranger RZR, Ranger RZR 4, Ranger, Ranger 6x6, 4x4, RZR 570, EPS, Ranger 6x6, 4x4, Ranger 2x4, Ranger 400, Ranger RZR.

SUZUKI

Table with columns: cc, Model, Year, Factory Sealed Maintenance Free, Sealed Maintenance Free, High Performance, Conventional. Row includes QUV620F.

YAMAHA

Table with columns: cc, Model, Year, Factory Sealed Maintenance Free, Sealed Maintenance Free, High Performance, Conventional. Row includes Rhino (All Models).

† Must use factory activated battery.

SCOOTER BATTERY APPLICATIONS

APRILLA

Table with columns: cc, Model, Year, Factory Sealed Maintenance Free, Sealed Maintenance Free, High Performance, Conventional. Rows include SRV850, Scarabeo, Sport City, Scarabeo, Mojito, Sport City, Scarabeo ST, Sport City, SR50.

BMW

Table with columns: cc, Model, Year, Factory Sealed Maintenance Free, Sealed Maintenance Free, High Performance, Conventional. Rows include C650, C600.

DDR

Table with columns: cc, Model, Year, Factory Sealed Maintenance Free, Sealed Maintenance Free, High Performance, Conventional. Row includes All Models.

E-TON

Table with columns: cc, Model, Year, Factory Sealed Maintenance Free, Sealed Maintenance Free, High Performance, Conventional. Rows include Beamer R4-150, Matrix R4-150, Sport 150, Beamer 50, III.

E-TON (Continued)

Table with columns: cc, Model, Year, Factory Sealed Maintenance Free, Sealed Maintenance Free, High Performance, Conventional. Rows include Matrix 50, Sport 50.

HONDA

Table with columns: cc, Model, Year, Factory Sealed Maintenance Free, Sealed Maintenance Free, High Performance, Conventional. Rows include FSC600 Silver Wing, SM250, CH250 Elite, CN250 Helix, CN250 Helix, NSS250 Reflex, PS250 Big Ruckus, PCX, NHX110 Elite, PCX, CH150 Elite, CH150 Elite Deluxe, FES150, SH150, SH150, PCX, SH125, SH125, CH125 Elite, FES125, NH125 Aero, Pantheon 125, NHX110 Elite, CH80 Elite.

SCOOTER BATTERY APPLICATIONS

HONDA (Continued)

cc	Model	Year	Factory Sealed, Maintenance Free	Sealed Maintenance Free	High Performance	Conventional
80	NH80 Aero	85	PTX5LBS-FS	PTX5L-B		
	NH80MD Aero	83-84			CB5L-B	
50	CHF50 Metropolitan, II, SP	02-13	PTZ7S			
	NB50 Aero	85-87	PTX4LBS-FS	PTX4L-B		
	NB50M Aero	83-84			CB4L-B	
	NN50MD Gyro	84			CB4L-B	
	NPS50, S, Ruckus	03-13	PTZ7S			
	NQ50 Spree, 50D SS	86-87	PTX4LBS-FS	PTX4L-B		
	NQ50 Spree	84-85			CB4L-B	
	P50 Little Honda	67-68				6N4-2A-4
	PA50I Moped, PA50II	78-83				6N4B-2A-5
	SA50 Elite LX, S, SR	88-01	PTX4LBS-FS	PTX4L-B		
	SB50 (All)	88-90	PTX4LBS-FS	PTX4L-B		
	SE50 Elite (All)	87	PTX4LBS-FS	PTX4L-B		
	TG50 Gyro S (All)	85-86	PTX4LBS-FS	PTX4L-B		

HYOSUNG MOTORS

cc	Model	Year	Factory Sealed, Maintenance Free	Sealed Maintenance Free	High Performance	Conventional
250	NS3-250	09-13	PTX9BS-FS	PTX9-B		
100	EZ100	All	PTX5LBS-FS	PTX5L-B		
50	SB50 Super Cab, SD50 Sense, SF50 Prima	All	PTX4LBS-FS	PTX4L-B		

KASEA

cc	Model	Year	Factory Sealed, Maintenance Free	Sealed Maintenance Free	High Performance	Conventional
50	Sense, Prima	All	PTX5LBS-FS	PTX5L-B		

KYMCO

cc	Model	Year	Factory Sealed, Maintenance Free	Sealed Maintenance Free	High Performance	Conventional
500	Xciting 500i	09-13	PTX14BS-FS	PTX14-B		
400	Xciting 400i	09	PTX12BS-FS	PTX12-B		
300	Downtown 300	-13	PTX12ABS-FS	PTX12A-B		
	People GT	-13	PTX12ABS-FS	PTX12A-B		
250	People 250	09-11	PTX12BS-FS	PTX12-B		
	Xciting 250i	10-11	PTX12BS-FS	PTX12-B		
200	People S 200	-11	PTX7ABS-FS	PTX7A-B		
	People GT	-13	PTX12ABS-FS	PTX12A-B		
150	People S 150	09-13	PTX7ABS-FS	PTX7A-B		
	Super 8 150	09-13	PTX7ABS-FS	PTX7A-B		
125	Agility 125	-13	PTX5LBS-FS	PTX5L-B		
	People S 125	09-10	PTX7ABS-FS	PTX7A-B		
50	Super 8	09-13	PTX7ABS-FS	PTX7A-B		
	Super 9	09-10	PTX5LBS-FS	PTX5L-B		
	People	09-13	PTX5LBS-FS	PTX5L-B		
	People S 50	09-10	PTX7ABS-FS	PTX7A-B		
	Agility 50	09-13	PTX7ABS-FS	PTX7A-B		

MANCO

cc	Model	Year	Factory Sealed, Maintenance Free	Sealed Maintenance Free	High Performance	Conventional
50	5049E	02-06	PTX5LBS-FS	PTX5L-B		
	5051L	06	PTX5LBS-FS	PTX5L-B		

PIAGGIO

cc	Model	Year	Factory Sealed, Maintenance Free	Sealed Maintenance Free	High Performance	Conventional
500	MP3 500	08-13	PTX14BS-FS	PTX14-B		
	BV500	08-13	PTX14BS-FS	PTX14-B		
	Fuoco 500ie	10-11	PTX16BS-FS	PTX16-B		
	MP3 500	08-10	PTX14BS-FS	PTX14-B		
	Nexus 500ie	10	PTX14AHLBS-FS	PTX14AHL-B	CB14L-A2	
460	X9	09	PTX14BS-FS	PTX14-B		
400	MP3 400	08-13	PTX14BS-FS	PTX14-B		
300	GTS300	10-11	PTX14BS-FS	PTX14-B		
	Nexus 300ie	10-11	PTX14BS-FS	PTX14-B		
250	GTS250	10-11	PTX14BS-FS	PTX14-B		
	GTV250	10-11	PTX14BS-FS	PTX14-B		
	MP3 250	08-13	PTX14BS-FS	PTX14-B		

PIAGGIO (Continued)

cc	Model	Year	Factory Sealed, Maintenance Free	Sealed Maintenance Free	High Performance	Conventional
250	BV250	08-11	PTX14BS-FS	PTX14-B		
200	Runner 200	10-11	PTX12BS-FS	PTX12-B		
150	FLY150	09-13			CB9-B	
	LX150	10-11			CB9-B	
125	Runner 125	10-11	PTX14BS-FS	PTX14-B		
50	FLY50	09-13			CB9-B	
	LX50	10-11			CB9-B	
	SP50	10			CB4L-B	
	Typhoon	09			CB9-B	

PIAGGIO-GILERA

cc	Model	Year	Factory Sealed, Maintenance Free	Sealed Maintenance Free	High Performance	Conventional
500	Fuoco 500ie	10-13		PTX16-B		
50	SP50	10-13			CB4L-B	

PIAGGIO-VESPA

cc	Model	Year	Factory Sealed, Maintenance Free	Sealed Maintenance Free	High Performance	Conventional
300	GTS300, GTV300	10-13	PTX14BS-FS	PTX14-B		
150	LX150 4T	-13	PTX12BS-FS	PTX12-B		
50	LX50	10-13			CB9-B	

SUZUKI

cc	Model	Year	Factory Sealed, Maintenance Free	Sealed Maintenance Free	High Performance	Conventional
650	AN650 Burgman	03-13	PTX14BS-FS†			
400	AN400 Burgman	03-13	PTX12ABS-FS†			
50	F50, F50R	71				6N4-2A
	FA50 Shuttle	80-91				6N2-2A-4
	FS50	80-81				6N4-2A
	FZ50	79-83				6N4-2A

SYM

cc	Model	Year	Factory Sealed, Maintenance Free	Sealed Maintenance Free	High Performance	Conventional
250	RV250	10-11	PTX12BS-FS	PTX12-B		
200	HD200	10-13	PTX9BS-FS	PTX9-B		
125	HD125	10-11	PTX9BS-FS	PTX9-B		
	Fiddlcell125	10-11	PTX7ABS-FS	PTX7A-B		
50	DD	09	PTX4LBS-FS	PTX4L-B		
	Fiddlcell50	10-11	PTX7ABS-FS	PTX7A-B		
	JetEuro 50	10-11	PTZ7S			
	MIO50	10-13	PTX7ABS-FS	PTX7A-B		
	MIO50	09	PTX5LBS-FS	PTX5L-B		
	RS50	10	PTX4LBS-FS	PTX4L-B		
	SYMply50	10-11	PTX7ABS-FS	PTX7A-B		

YAMAHA

cc	Model	Year	Factory Sealed, Maintenance Free	Sealed Maintenance Free	High Performance	Conventional
530	T-Max	12-13	PTZ12S			
500	XP500T-Max	09-13	PTZ10S			
400	YP400 Majesty	04-13	PT9B-4			
	Maxam	-13	PTZ10S			
250	Morphous	06-07	PTZ10S			
200	XC200 Riva	87-91			CB10L-B2	
180	XC180 Riva	83-85			CB10L-B	
125	YJ125T Vino 125	04-09	PTX7ABS-FS	PTX7A-B		
	XC125 Riva	85-01			CB7C-A	
	Zuma 125	09-13	PT7B-4			
80	CV80 Riva	83-87				6N11-2D
50	JOG, ZR	-13	PTX5LBS-FS	PTX5L-B		
	CA50 Riva	83-86				6CB8L-B
	CE50 Riva Jog	86-87			CB4L-B	
	CG50 Riva	88-91			CB4L-B	
50	CV50 Riva	84				6CB8L-B
	CW50 Zuma	89-90			CB4L-B	
	CW50 Zuma II	97-01			CB4L-B	
	CV50 Riva Jog	92-01	PTX4LBS-FS	PTX4L-B		
	SH50 Riva Razz	87-01			CB4L-B	
	XC50 Vino Classic	06-13	PTX5LBS-FS	PTX5L-B		
	XF50W (C3)	07-13	PTX5LBS-FS	PTX5L-B		
	Vino/Vino Classic	01-09			PTX4B-B	
	YW50A Zuma	02-13	PTX5LBS-FS	PTX5L-B		
	VOX	-13	PTX5LBS-FS	PTX5L-B		

* Please see battery cross reference chart on page 5 for optional upgrades.

† Must use factory activated battery.

EUROPEAN AND OTHER MOTORCYCLE BATTERY APPLICATIONS

APRILIA

Table with columns: cc, Model, Year, Battery Type. Lists models like 1200Dorsoduro, 1000ETV, 850 MANA850, 750 Shiver, 650 Pegaso, 550 RXV550, 500 Scarabeo, 450 RXV450, 350 Tuareg, 250 RS250, 200 Atlantic, 150 Scarabeo, 125 Tuareg, 50 RS50, SR50, SR50 Ditech, Scarabeo, Mojito, Rally.

ATK

Table with columns: cc, Model, Year, Battery Type. Lists All Electric Start Models for years 91-95 and 96-01.

BENELLI

Table with columns: cc, Model, Year, Battery Type. Lists models like 900 900 (6 Cilindri), 650 650 Tornado U.T., 250 250 (4 Cilindri), 125 125 Cross, 125 Custom Guzzi, 125 Guzzi, 125 Jarno (c/avv.), 125 Scooter Benelli, 125-2 CSE, 125CS, 125T Sport, 50 Devil 50 (c/avv.), KBX 50 Race, Scooty LX/DLX.

BIG DOG

Table with columns: cc, Model, Year, Battery Type. Lists models like 1750Boxer, Bulldog, Husky, Husky XT, Mastiff, Pitbull, Prosport, Prosport 18, Vintage- Classic, Light, Sport, Wolf, 1570Vintage- Classic, Light, Sport, 1442Aeroglide, Aeroglide, Aeroglide, Pitbull, Prosport, Prosport 18.

BIG DOG (Continued)

Table with columns: cc, Model, Year, Battery Type. Lists models like 1442Vintage- Classic, Light, Sport, 1340Aeroglide & Aeroglide, Coyote, Proglide, Vintage- Classic, Light, Sport.

BIMOTA

Table with columns: cc, Model, Year, Battery Type. Lists models like 1100SB6, SB7, 1000YB8/ YB10, YB11, 996 SB8R, SB8RS, 900 DB2, DB2 Final Edition, DB3 Mantra, Tebi.

BMW

Table with columns: cc, Model, Year, Battery Type. Lists models like 1600K1600GT, GTL, 1300K1300GT, K1300R, S, 1200K1200R, S, R1200GS, S, R, K1200LT, R1200LT, GT, K1200LT, GT, RS, S, K1200RS, K1200RS, K1200RS, R1200C, R1200RT, HP2 Sport/Megamoto, R1200GS Adventure, R1200GS, 1150R1150GS, R, 1100R1100LT/RS, R1100GS, R1100R, R1100RS, RT, R1100S, 1000HP4, S1000RR, S1000RR DWA, All "K" Models, R100/7, R100GS, PD, R, RS, RT, R100CS, 900 R90/6, R90S, 850 R850R, 800 F800ST, GS, R, R80, R80RT, R80GS, R80ST, R80/7, R80RT, 750 K75, RT, K75C, S, R75/5, R75/7, R75/6, 700 F700GS, R69 - R69S, 650 F650GS, F650, G650GS, R65, R65LS, 600 R60, R60/2 Twin Cylinders, R60/5, R60/6, R60/7, 500 R60/2 Twin Cylinders, R50/5, R60/S Twin Cylinders, 450 G450, 260 R26, R27, Single Cylinder, R26.

BSA

Table with columns: cc, Model, Year, Battery Type. Lists models like 250, 350, 400, 441, 500 (12V), 600, 650, 750 (12V).

BSA (Continued)

Table with columns: cc, Model, Year, Battery Type. Lists models like 250, 350, 650 (6V), 500 Gold Star, Rocket 750, Thunderbolt, Spitfire HK35, Starfire B25.

CAGIVA

Table with columns: cc, Model, Year, Battery Type. Lists models like 900 Elefant E900, 750 Elefant, Elefant Bifaro, 500 T4 E Elefant, 350 Elefant 2 Cyl., T4 E Elefant, W12, T4R, 125 Crouser, Freccia C9/ C10R/ C12R, Lawson, Mito, N 90, Roadster, Supercity, 50 City, Lucky, Explorer, K3, W4.

CAN-AM

Table with columns: cc, Model, Year, Battery Type. Lists models like 990 Spyder, 250 Spyder, 250 All Models, 175 All Models, 125 All Models (Except Roadster & Supercity).

CCM

Table with columns: cc, Model, Year, Battery Type. Lists models like 600 All Electric Start Models.

DAZON

Table with columns: cc, Model, Year, Battery Type. Lists models like 150 Raider-Adventure, Raider- Classic, Raider-Max, 125 Scorpion, 50 Diamondback, Stinger.

DERBI

Table with columns: cc, Model, Year, Battery Type. Lists models like All Models.

DUCATI

Table with columns: cc, Model, Year, Battery Type. Lists models like 120012, S, Multistrada, 11991199, Panigale (S), 1198Diavel, MY08, 1100Monster 1100, 1100S, Multistrada, Hypermotard, Street Fighter, S, 10981098, All Other Models, 1000Desmosedici RR, Biposto, GT, ST3, GT1000, Touring, Sport 1100S, 998 998, 999, 996 Monoposto, Biposto, S, 996, S, SPS, 944 ST2, Suport Touring 2 (ST2), 916 Biposto, Senna, Strada, I.E., SP, SP S, Monster S4, ST4, ST4, 907 I.E. Paso, 906 Paso, 900 Monster.

* Please see battery cross reference chart on page 5 for optional upgrades.

† Must use factory activated battery.



EUROPEAN AND OTHER MOTORCYCLE BATTERY APPLICATIONS

MOTO GUZZI (Continued)

Table with columns: cc, Model, Year, Battery Type. Includes Moto Guzzi models like Falcone u.t. V50.

MuZ

Table with columns: cc, Model, Year, Battery Type. Includes MuZ models like Baghira, Mastiff, Skorpion.

MV AGUSTA

Table with columns: cc, Model, Year, Battery Type. Includes MV Agusta models like Brutale 1078RR, 1090.

NORTON

Table with columns: cc, Model, Year, Battery Type. Includes Norton models like 1200 1/2, Sport, Scrambler.

OZBIKE

Table with columns: cc, Model, Year, Battery Type. Includes Ozbike models like All Models.

PANDORA MOTOR SPORTS

Table with columns: cc, Model, Year, Battery Type. Includes Pandora Motor Sports models like Trail Rider, Com-ute.

PEUGEOT

Table with columns: cc, Model, Year, Battery Type. Includes Peugeot models like Elyseo, SV, SV Geo.

PIAGGIO-VESPA

Table with columns: cc, Model, Year, Battery Type. Includes Piaggio-Vespa models like APE CAR, MPR, P602.

PIAGGIO-VESPA (Continued)

Table with columns: cc, Model, Year, Battery Type. Includes Piaggio-Vespa models like Boxer, Bravo, Ciao, Cosa 2.

PUCH

Table with columns: cc, Model, Year, Battery Type. Includes Puch models like Cobra 80, Cobra GTL.

ROYAL ENFIELD

Table with columns: cc, Model, Year, Battery Type. Includes Royal Enfield models like All Kick-Start Models.

SYM

Table with columns: cc, Model, Year, Battery Type. Includes Sym models like Red Devil.

TGB / VINKING

Table with columns: cc, Model, Year, Battery Type. Includes TGB/Vinking models like All Models.

TGB / VINKING (Continued)

Table with columns: cc, Model, Year, Battery Type. Includes TGB/Vinking models like All Models.

TRIUMPH

Table with columns: cc, Model, Year, Battery Type. Includes Triumph models like Rocket III, Thunderbird, Trophy.

* Please see battery cross reference chart on page 5 for optional upgrades.

† Must use factory activated battery.

PERSONAL WATERCRAFT BATTERY APPLICATIONS

AQUA-JET CO.

Table with columns: cc, Model, Year, Factory Sealed Maintenance, Sealed Maintenance, High Performance, Conventional. Includes Aqua-Jet models.

ARCTIC CAT

Table with columns: cc, Model, Year, Factory Sealed Maintenance, Sealed Maintenance, High Performance, Conventional. Includes Arctic Cat models.

BOMBARDIER / SEA-DOO (BRP)

Table with columns: cc, Model, Year, Factory Sealed Maintenance, Sealed Maintenance, High Performance, Conventional. Includes Bombardier/Sea-Do models.

BOMBARDIER / SEA-DOO (BRP) (Continued)

Table with columns: cc, Model, Year, Factory Sealed Maintenance, Sealed Maintenance, High Performance, Conventional. Includes Bombardier/Sea-Do models.

HONDA

Table with columns: cc, Model, Year, Factory Sealed Maintenance, Sealed Maintenance, High Performance, Conventional. Includes Honda models.

* Please see battery cross reference chart on page 5 for optional upgrades.



SNOWMOBILE BATTERY APPLICATIONS

ARCTIC CAT (Continued)

cc	Model	Year	Factory Sealed, Maintenance Free	Sealed Maintenance Free	High Performance	Conventional
Z 370, 440		02-07	PTX14AHBS-FS	PTX14AHL-BS	CB14-A2	
Z 570		02-07	PIX50LBS-FS	PIX50L-BS	C50-N18L-A-LM	
ZL		01	PTX20BS-FS#	PTX20-BS#	CB18-A	
ZL 500		02	PTX20BS-FS#	PTX20-BS#	CB18-A	
ZL 550, 600		02-03	PTX20BS-FS#	PTX20-BS#	CB18-A	
ZL 800		02-03	PIX50LBS-FS	PIX50L-BS	C50-N18L-A-LM	
ZR (EFI)		95-96			CB7-A	12N7-4A
ZR 500, 600		01-02	PTX20BS-FS#	PTX20-BS#	CB18-A	
ZR 800		02-03	PIX50LBS-FS	PIX50L-BS	C50-N18L-A-LM	
ZR 900		03-06	PIX50LBS-FS	PIX50L-BS	C50-N18L-A-LM	
ZRT		97-02	PTX20BS-FS#	PTX20-BS#	CB18-A	

BOMBARDIER / SKI-DOO (BRP)

cc	Model	Year	Factory Sealed, Maintenance Free	Sealed Maintenance Free	High Performance	Conventional
1200	Grand Touring, Expedition, Renegade, GSX, GTX, MXZ	10-13	PTX20HLBS-FS†			
1000	Expedition, Legend, Scandic	03-06	PIX50LBS-FS†			
800	Expedition, Legend, Skandic, Renegade, Summit, Free Ride, GSX, MXZ	04-13	PTX20LBS-FS†			
600	Expedition, Skandic, Summit, Grand Touring, Renegade, Tundra, MXZ, GSX, GTX	04-13	PTX20LBS-FS†			
550	Expedition, Freestyle, Skandic, Grand Touring, Renegade, Tundra, GSX, GTX, MXZ	07-13	PTX20LBS-FS†			
300	Skandic, All models, All 4-stroke, CK3 Types, Elite, ZX Types, ZX Types	02-03	PTX20LBS-FS	PIX50L-BS	C50-N18L-A-LM	C50-N18L-A3

KAWASAKI

cc	Model	Year	Factory Sealed, Maintenance Free	Sealed Maintenance Free	High Performance	Conventional
	All Models	All	PIX50LBS-FS	PIX50L-BS	C50-N18L-A-LM	C50-N18L-A3

POLARIS

cc	Model	Year	Factory Sealed, Maintenance Free	Sealed Maintenance Free	High Performance	Conventional
800	Rush, RMK, Pro, Assault, SWBK, Rush, Switchback, RMK	11-13	PTX20LBS-FS	PTX20L-BS		
750	Switchback, RMK, FS Wide Track, Turbo, LX, IQ	08-11	PIX30LBS-FS	PIX30L-BS		
600	Wide Track, FS/FS, Rush, IQ, Shift, Switchback, Turbo Switchback, Turbo Dragon, Turbo LX, IQ, IQ Touring, Indy, Indy Trail, All EFI (RXL, 500 EFI), FS/FS, Sprint (Electric Start)	09-13	PTX20LBS-FS	PTX20L-BS		
	Wide Track, FS	10-13	PIX30LBS-FS	PIX30L-BS		
	Wide Track	89-05	PIX50LBS-FS	PIX50L-BS	C50-N18L-A-LM	C50-N18L-A3
	All Other Models	92-05	PTX14AHBS-FS	PTX14AHL-BS	CB14A-A2	
	All Electric Start Kits	85-93	PIX50LBS-FS	PIX50L-BS	C50-N18L-A-LM	C50-N18L-A3

POLARIS (Continued)

cc	Model	Year	Factory Sealed, Maintenance Free	Sealed Maintenance Free	High Performance	Conventional
600	All Electric Start Kits	94-05	PTX14AHBS-FS	PTX14AHL-BS	CB14A-A2	
550	IQ, LXT, Shift	-13	PTX20LBS-FS	PTX20L-BS		
544	Trail, Trail Touring	-10	PTX14AHBS-FS	PTX14AHL-BS	CB14A-A2	
500	Wide Track	89-11	PIX50LBS-FS	PIX50L-BS	C50-N18L-A-LM	C50-N18L-A3

YAMAHA

cc	Model	Year	Factory Sealed, Maintenance Free	Sealed Maintenance Free	High Performance	Conventional
1049	FX Nitro, RS Venture, RS Vector, RS Viking Profess.	-13	PTX20LBS-FS	PTX20L-BS		
1000	RS1000S,GT,RS, Apex, RX1000R RX (All Models)	06-13	PTX14BS-FS	PTX14-BS		
998	Apex	03-05	PTX20LBS-FS	PTX20L-BS		
973	Vector, Viking	06-09	PTX14BS-FS	PTX14-BS		
700	SXV700ER, SXViper ER, VT700 Venture 700, VX700XTCD, Vmax 700, XTC Deluxe, VX700DX Vmax, 700 Deluxe, VX700ER Vmax, 700 ER	02-05	PIX50LBS-FS	PIX50L-BS	C50-N18L-A-LM	C50-N18L-A3
600	VT600 Venture 600, VT600 Venture 600, VX600E/DX, Vmax 600 LE/ DX, VX600ER Vmax, 600 ER, VX600XTC Vmax, 600 XTC, VX600 DX Xmax, 600 Deluxe	09-08	PIX50LBS-FS	PIX50L-BS	C50-N18L-A-LM	C50-N18L-A3
570	EX570E Exciter, EX570E, Exciter II LE	88-90			CB16AL-A2	
540	EC540 Excel, VK540E, II, III, XL540 XLV	79-80	PIX50LBS-FS	PIX50L-BS	C50-N18L-A-LM	C50-N18L-A3
500	Phazer, Venture Lite, PZ500DX Phazer, 500 Deluxe, VT500 Venture 500, VT500, Venture 500 XL, VX500E Vmax	-13	PTX14BS-FS	PTX14-BS		
499	Phazer, Venture Lite	01			CB16AL-A2	
480	PZ480E Phazer, PZ480E Phazer II, LE, SS, VT480 Venture GT, VT480 Venture XL, VT480TR Venture, TR Electric	84-89	PTX14BS-FS	PTX14-BS		
340	CS340 Ovation, Deluxe/ LE, EC340 Excel III, ET340E Enticer, ET340E Enticer, CF340 Inviter	89-98	PTX14BS-FS	PTX14-BS		
300	SV125E Sno-Sport, SV80E Sno-Scoot	86-90			CB16AL-A2	
125	Electric Start Kit 8DS Triple, Electric Start Kit 8CR Twin Vmax, Electric Start Kit 8DJ PZ500, Electric Start Kit 8BH PZ480 ST, ET410TR	90-91	PTX14BS-FS	PTX14-BS		

The PTX20 series batteries may be used as an optional upgrade, but some modification to the hold down may be necessary. See battery label for retrofit cautions.

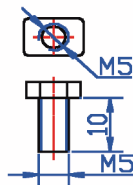
† Must use factory activated battery.
• Please see battery cross reference chart on page 5 for optional upgrades.

NUT & BOLT KITS (FOR SUPER SPORT SERIES BRAND BATTERIES)

PART # DESIGN BATTERY TYPE

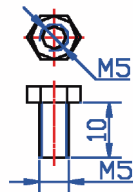
CB4L-A, CB4L-B, CB9L-A2

MCB-01



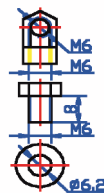
6N6-3B, 6N6-3B-1, 6CB8L-B, 12N5-3B, 12N5-4B, 12N5.5-3B, 12N5.5-4A, 12N5.5A-3B, CB3L-A, CB3L-B, CB5L-B

MCB-02



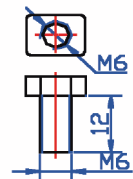
CB12AL-A2

MCB-03



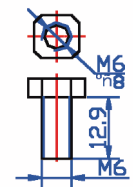
12N11-3A-1, 12N14-3A, CB10A-A2, CB10L-A2, CB10L-B2, CB12B-B2, CB12C-A, CB14A-2, CB14A-A2, CB14B-2, CB14L-A2, CB14L-B2, SCB14L-A2, SCB14L-B2, CB16AL-A2, HCB16A-AB, CB18-A, CB18L-A, C50-N18A-A, SC50-N18L-AT, C50-N18L-A-LM

MCB-04



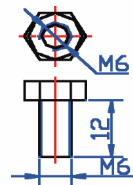
CB16CL-B

MCB-05



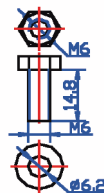
6N11-2D, 6N11A-1B, 6N12A-2D, B38-6A, B54-6, 12N7-4A, 12N7-3B, 12N7D-3B, 12N7-4B, 12N9-3A-1, 12N9-3B, 12N9-4B-1, 12N10-3A, 12N10-3A-1, 12N12A-4A-1, CB7-A, CB7C-A, CB7L-B, CB9-B, CB9A-A, CB9L-B, CB12A-A, CB12AL-A, CB12A-B, CB14L-A1, CB16-B, CB16L-B, CB16-B-LM, CB16HL-A-LM, PT9A-BS

MCB-06

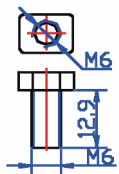
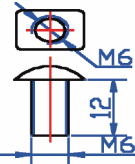
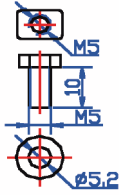
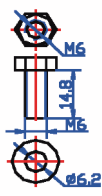
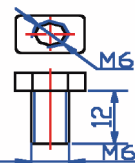
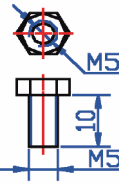
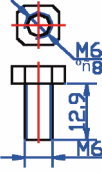


CHD4-12, C60-N24-A, C60-N24L-A, C60-N24AL-B, 51814, 51913, 53030

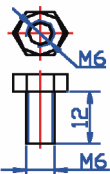
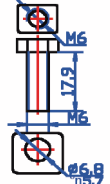
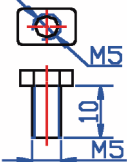
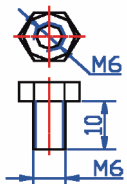
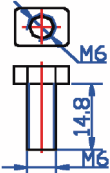
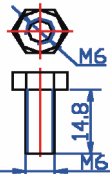
MCB-09



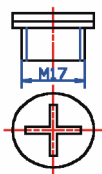
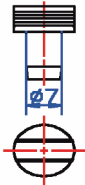
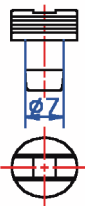
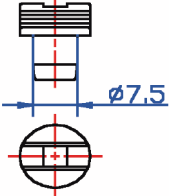
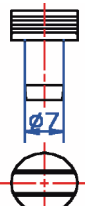
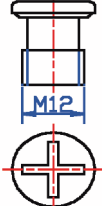
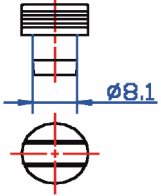
NUT & BOLT KITS (FOR SUPER SPORT SERIES BRAND BATTERIES)

PART #	DESIGN	BATTERY TYPE
MCB-10		CB16B-A, CB16B-A1, C50-N18L-A3
MCB-11		PTX20-BS, PTX20CH-BS
MCB-12		PTZ5S, PT6B-3, PT7B-4, PTZ7S
MCB-13		12N24-3, U1(9), U1R(9), 51913-FS, P11U1LD-FS
MCB-14		PTX7ABS-FS, PT9B-4, PTX9BS-FS, PT12B-4, PTX12BS-FS, PT14B-4, PTX14BS-FS, PTX14LBS-FS, PTX14AHBS-FS, PTX14AHLBS-FS, PTX15LBS-FS, PTZ16H, PTX19BS-FS, PTX19LBS-FS, PTX19CLBS-FS, PIX30CLBS-FS, PTX7A-BS, PTX9-BS, PTX12-BS, PTX14-BS, PTX14AH-BS, PTX14AHL-BS, PTX14L-BS, PTX16-BS, PTX19-BS, PTX19L-BS, PTX19CL-BS, PIX30CL-BS
MCB-15		B39-6
MCB-17		PTX20BS-FS, PTX20HLBS-FS, PTX20LBS-FS, PIX30HLBS-FS, PIX30LBS-FS, PIX50LBS-FS, PTX15L-BS, PIX30L-BS, PIX50-BS, PIX50L-BS

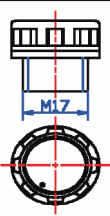
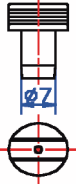

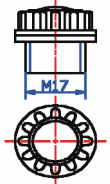
NUT & BOLT KITS (FOR SUPER SPORT SERIES BRAND BATTERIES)

PART #	DESIGN	BATTERY TYPE
MCB-19		PTX16-BS-1
MCB-20		PTX20L-BS
MCB-21		PTX4LBS-FS, PTX5LBS-FS, PT6.5L-BS, PTX7LBS-FS, PTX4L-BS, PTX5L-BS, PTX7L-BS
MCB-22		PTZ10S, PTZ12S, PTX12ABS-FS, PTZ14S, PTR9-BS, PTX12A-BS
MCB-23		CB30L-B, CB30CL-B
MCB-24		CB10L-B, CB14A-A

**FILLING CAPS FOR CONVENTIONAL TYPE BATTERIES
(FOR SUPER SPORT SERIES BRAND BATTERIES)**

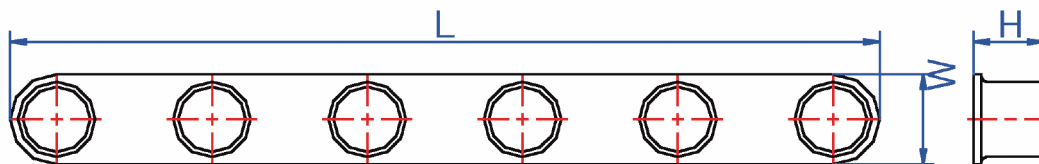
PART #	DESIGN	BATTERY TYPE
MCC-01		C60-N24-A, C60-N24L-A, C60-N24L-B, 53030
MCC-02		6N4-2A, 6N4-2A-2, 6N4-2A-3, 6N4-2A-4, 6N4-2A-5, 6N4-2A-8 (6), 6N4B-2A, 6N4B-2A-3, 6N4B-2A-5, 6N6-3B, 6N6-3B-1, 6CB8L-B, 6N11A-1B, B38-6A, 12N5-3B, 12N5-4B, 12N5.5-3B, 12N5.5-4A, 12N7-4A, 12N7-3B, 12N7-4B, 12N9-3A-1, 12N9-3B, 12N9-4B-1, 12N10-3A, 12N10-3A-1, 12N14-3A, CB2.5L-C, CB2.5LC-1, CB3L-A, CB3L-B, CB4L-A, CB4L-B, CB5L-B, CB7-A, CB7L-B, CB9-B, CB9A-A, CB9L-A2, CB9L-B, CB10A-A2, CB10L-A2, CB10L-B, CB10L-B2, CB12AL-A2, CB14A-2, CB14A-A, CB14A-A2, CB14-B2, CB14L-A1, CB14L-A2, CB14L-B2, SCB14L-A2, SCB14L-B2, CB16AL-A2, HCB16A-AB, C50-N18A-A, C50-N18L-A3, SC50-N18L-AT, C50-N18L-A-LM
MCC-03		12N12A-4A-1, CB12A-A, CB12A-B, CB16-B, CB16CL-B, CB16L-B, CB16-B-LM
MCC-04		6N12A-2D, B54-6, 12N7D-3B, 12N11-3A-1, CB16B-A, CB16B-A1
MCC-05		CB7C-A
MCC-06		CB30L-B, CB30CL-B, 51814, 51913
MCC-07		6N2-2A, 6N2-2A-1, 6N2-2A-3, 6N2-2A-4, 6N2-2A-8, 6N2A-2C, 6N2A-2C-3, 6N4A-4D, 6N4C-1B, 6N5.5-1D, 6N5.5-1D-1, 6N6-1B, 6N6-1D-2, 6N11-2D, 12N5.5A-3B, CB12B-B2, CB12C-A, CB18-A, CB18L-A, CB16HL-A-LM

FILLING CAPS FOR CONVENTIONAL TYPE BATTERIES (FOR SUPER SPORT SERIES BRAND BATTERIES)

PART #	DESIGN	BATTERY TYPE
MCC-10		12N24-3
MCC-14		B39-6
MCC-16		PTX4B-BS
MCC-17		CHD4-12

SEALING STRIPS FOR SEALED MAINTENANCE FREE BATTERIES (FOR SUPER SPORT SERIES BRAND BATTERIES)

PART #	BATTERY TYPE	SIZE(LxWxH)MM
MCS-03	PTX19-BS, PTX19L-BS, PTX19CL-BS	156x18x13
MCS-05	PTR4A-BS	100x15x9
MCS-08	PTX7A-BS, PT9A-BS, PTR9-BS, PTX9-BS, PTX12-BS, PTX12A-BS, PTX14-BS, PTX14L-BS, PTX16-BS, PTX16-BS-1	135x16x10
MCS-09	PTX4L-BS, PTX5L-BS, PT6.5L-BS, PTX7L-BS	104.5x15.5x12
MCS-10	PIX30L-BS, PIX30CL-BS	152.4x17.9x13
MCS-11	PTX15L-BS, PTX20-BS, PTX20CH-BS, PTX20L-BS	155.4x15.4x12.4
MCS-12	PTX14AH-BS, PTX14AHL-BS	116.6x11x11
MCS-13	PIX50-BS, PIX50L-BS	183.2x18.2x13



OTHER BATTERY HARDWARE (FOR SUPER SPORT SERIES BRAND BATTERIES)

PART #	BATTERY TYPE
MC101	Harley Davidson Battery Cable Adapter
MC102	Water Sensor for C50N18L-A3
MC103	Water Sensor for All Models Except C50-N18L-A3

BATTERY SITTER

PART #	ITEM
MCA12C	Battery Sitter Charger/Tester
MCTM71	Easy Battery Connector
MCTM131	Tecmate Multi 5-Bank Charger
MCTA09	Tecmate Sport Portable Battery Tester



POWERPS SONIC
Battery Sitter

- Diagnoses, De-sulfates, Charges, Tests and Maintains
- Slow Charges at 600mA, Avoiding Damage to Battery
- One Unit for Conventional, AGM and Gel Type Batteries
- Designed to Work on All 12 Volt Batteries, 2.5-32 Amps
- 100% Automatic and Safe

POWERSPORTS BATTERY RACK

PART #	ITEM
MCR01	Three Tier Powersports Battery Rack



OUR HEAVY DUTY, EASY TO ASSEMBLE THREE TIER DESIGN BATTERY RACK, IS A PERFECT WAY TO PROFESSIONALLY DISPLAY THE POWER-SONIC SUPER SPORT SERIES LINE.

THIS RACK ALSO MAKES A GREAT SALES AND PROMOTIONAL TOOL, WHICH CAN BE USED WHEN SETTING UP NEW INVENTORIES.

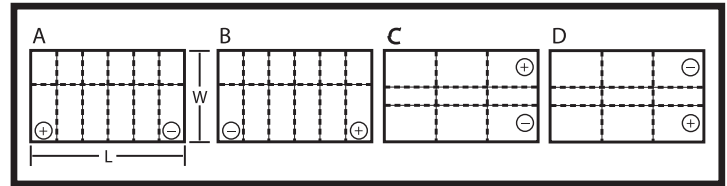
COMES COMPLETE WITH A COLORFUL HEADER BOARD, WHICH WILL DEFINITELY HELP THIS ATTRACTIVE DISPLAY GET NOTICED!

IMPORT AUTOMOTIVE BATTERY SPECIFICATIONS

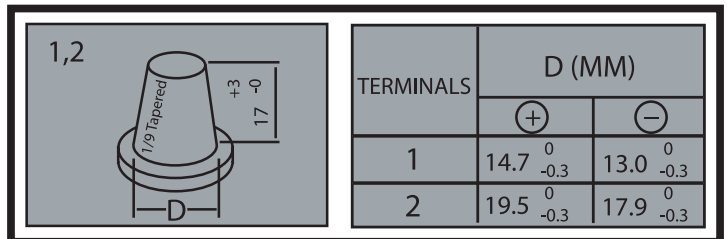
Type	Voltage (V)	Capacity at 10HR (Ah)	CCA @ 0° F (-18° C)	Apprx. Weight w/o Acid (Lbs.)	Terminal Type	Dimensions in Inches (+/- 1/16 in.)			Dimensions in Millimeters (+/- 2 mm.)				Assembly Figure (per cover polarity)	Handle Type	
						Length	Width	Height	Terminal Height	Length	Width	Height			Terminal Height
P-NS40Z	12	35	250	16	1	7 11/16	5 1/16	7 3/4	8 9/16	195	128	197	218	A	Plastic
P-NS40ZL	12	35	250	16	1	7 11/16	5 1/16	7 3/4	8 9/16	195	128	197	218	B	Plastic
P-NS40Z(S)	12	35	240	16	2	7 11/16	5 1/16	7 3/4	8 9/16	195	128	197	218	A	Plastic
P-NS40ZL(S)	12	35	240	16	2	7 11/16	5 1/16	7 3/4	8 9/16	195	128	197	218	B	Plastic
P-NS60	12	45	315	20	1	9 1/4	5 1/4	7 13/16	8 1/2	236	133	198	215	A	Plastic
P-NS60L	12	45	315	20	1	9 1/4	5 1/4	7 13/16	8 1/2	236	133	198	215	B	Plastic
P-NS60(S)	12	45	305	20	2	9 1/4	5 1/4	7 13/16	8 1/2	236	133	198	215	A	Plastic
P-NS60L(S)	12	45	305	20	2	9 1/4	5 1/4	7 13/16	8 1/2	236	133	198	215	B	Plastic
P-NS100	12	85	630	38	2	15 15/16	6 13/16	8 1/8	9 1/8	405	173	206	232	A	Rope
P-NS100(L)	12	85	630	38	2	15 15/16	6 13/16	8 1/8	9 1/8	405	173	206	232	B	Rope
P-NS120	12	110	750	50	2	19 15/16	7 1/8	8 3/8	9 3/4	507	180	213	247	C	Rope
P-NS120(L)	12	110	750	50	2	19 15/16	7 1/8	8 3/8	9 3/4	507	180	213	247	D	Rope
P-NS200	12	170	1100	89	2	19 15/16	10 1/2	8 1/2	9 7/16	507	267	216	240	C	Rope
P-NS200(L)	12	170	1100	89	2	19 15/16	10 1/2	8 1/2	9 7/16	507	267	216	240	D	Rope



TERMINAL LAYOUTS



TERMINALS



BATTERY BUYING GUIDE- TOP 25 SELLING BATTERIES REPRESENTING 80% OF THE TOTAL SALES IN THE REPLACEMENT MARKET SEGMENT

Position	Power-Sonic Super Sport Part #	% of Coverage in Powersport Replacement Market	Model Fitment Information		Personal Watercraft	Snow Mobile	Utility Vehicle	Scooter	Lawn & Garden
			Motorcycle	ATV					
1	PTX14-BS	11.0%	62%	20%	-	3%	1%	14%	-
2	PTX5L-BS	7.2%	39%	41%	-	-	-	20%	-
3	PTX9-BS	5.8%	67%	25%	-	-	-	8%	-
4	CB14A-A2	5.3%	-	86%	-	7%	5%	-	2%
5	PTX4L-BS	5.2%	42%	35%	-	-	-	21%	2%
6	PTX20L-BS	5.1%	45%	13%	19%	18%	5%	-	-
7	PTX7A-BS	5.0%	21%	29%	-	-	-	50%	-
8	PTX12-BS	4.1%	63%	22%	-	-	1%	14%	-
9	PIX30L-BS	3.3%	32%	32%	-	4%	32%	-	-
10	CB16CL-B	2.9%	-	35%	56%	-	9%	-	-
11	PTX14AH-BS	2.6%	11%	64%	-	21%	4%	-	-
12	PTX7L-BS	2.4%	85%	3%	-	-	-	12%	-
13	CB14L-A2	2.2%	57%	2%	2%	19%	-	1%	19%
14	PTZ7S	2.1%	49%	29%	-	-	-	22%	-
15	PTZ10S	2.0%	82%	7%	-	-	-	11%	-
16	C50-N18L-A3	1.7%	40%	8%	-	43%	-	-	9%
17	PT7B-4	1.4%	40%	50%	-	-	-	10%	-
18	PTX19CL-BS	1.2%	-	35%	56%	-	9%	-	-
19	CB30L-B	1.2%	18%	27%	-	-	55%	-	-
20	CB12A-A	1.2%	82%	4%	-	-	-	-	14%
21	12N14-3A	1.1%	30%	-	-	33%	-	-	37%
22	CB14-A2	1.0%	32%	29%	-	39%	-	-	-
23	12N9-4B-1	0.9%	100%	-	-	-	-	-	-
24	PTZ14S	0.8%	96%	-	-	-	-	4%	-
25	PT14B-4	0.8%	100%	-	-	-	-	-	-

NOTES

(619) 661-2030

Powerful stuff comin' at ya!

POWER PS SONIC®

Super Sport Series Powerful stuff comin' at ya!

- Excellent Quality
- Competitively Priced
- Batteries For Every Powersport Application
- OEM Qualified Supplier to the Powersports Industry
- Yamaha Tested & Approved
- A Complete Factory Sealed Line



Need more information or new model updates?

- Contact your local authorized Power-Sonic Distributor
- Call our Customer Service Department at: (619) 661-2030
- Visit our state of the art website: www.power-sonic.com

POWER PS SONIC
Super Sport Series

POWER PS SONIC
Super Sport Series

POWER PS SONIC
Super Sport Series

POWER PS SONIC
Super Sport Series

POWER PS SONIC
Super Sport Series

POWER PS SONIC
Super Sport Series

POWER PS SONIC
Super Sport Series

POWER PS SONIC
Super Sport Series

POWER PS SONIC
Super Sport Series

POWER PS SONIC
Super Sport Series

POWER PS SONIC
Super Sport Series

POWER PS SONIC
Super Sport Series

POWER PS SONIC
Super Sport Series

POWER PS SONIC
Super Sport Series

POWER PS SONIC
Super Sport Series

POWER PS SONIC
Super Sport Series

POWER PS SONIC
Super Sport Series

POWER PS SONIC **Super Sport Series**

Phone - (619) 661-2020

Fax - (619) 661-3650

Customer Service - (619) 661-2030

Customer Service Fax - (619) 661-3648

7550 Panasonic Way

San Diego, CA 92154

www.power-sonic.com

