



UFO-7W

Emergency Lighting Fluorescent Battery Pack

FEATURES

Application

The UFO-7W emergency battery packs work in conjunction with a fluorescent fixture's normal AC ballast to convert new or existing fluorescent fixtures for emergency lighting operation, eliminating the need to install additional emergency lighting units. They can operate one or two 17W-40W (2'-4') or one 40W-215W (5'-8') T5, T8, T9, T10, or T12 fluorescent lamps without integral starters, including U-shaped, HO, VHO, circline and energy saving. They will also operate most 4-pin twin, quad and triple twin tube compact fluorescent lamps. All UFO-7W models are compatible with most 1, 2, 3, and 4-lamp electronic, standard magnetic, energy saving, and dimming AC ballasts. If used in an emergency-only fixture, no AC ballast is necessary. For information about specific lamps and ballast compatibility, please contact the factory.

Construction

All unit housings consist of a compact case constructed of 22 gauge sheet metal finished in black enamel. The unit contains a solid-state charger with automatic transfer circuit, test switch, LED charge indicator light, a dependable, high-frequency inverter and a high-temperature, Nickel-Cadmium battery.

Installation

UFO-7W Series emergency battery packs do not affect normal fixture operation and may be used with either switched or unswitched fixtures. If a switched fixture is used, an unswitched hot lead must be connected to the emergency ballast. The emergency battery pack must be fed from the same branch circuit as the AC ballast. UFO-7W Series models may be installed on top of, or remote from the fixture. The emergency battery pack may be remotely installed up to half the distance from the lamp the AC ballast manufacturer recommends, or up to 50 feet, whichever is less. UFO-7W Series emergency battery packs are not suitable for installation in heated air outlet fixtures and wet or hazardous location fixtures. Installation is not recommended with fixtures where the ambient temperature may fall below 0°C (32°F).

Illumination

Initial emergency lighting output is 1450-3500 lumens on UFO-7W and UFO-7WI models. Emergency lumen output will be less with a compact fluorescent lamp.

Compliances

UL 924 Damp Location Listed
 NFPA101 (Life Safety Code)
 NFPA 70 (National Electrical Code)

Warranty

5 Year Full Warranty

Catalog Number	
Comments	Type



ACCESSORIES (ORDER SEPARATELY)

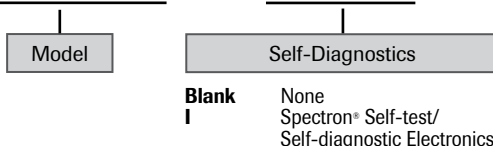
- F-WC** Wiring bundle cover⁽¹⁾
- SPRTS** Remote test switch/charge indicator module⁽²⁾

(1) Encloses exposed wiring harness when power pack is externally mounted on the lighting fixture. One required per fixture.

(2) Fits single-gang box.

ORDERING GUIDE

UFO-7W





UFO-7W

Emergency Lighting Fluorescent Battery Pack

SPECIFICATIONS

Operation

- UFO-7W Models:** UFO-7W emergency fluorescent battery packs are designed to provide a minimum of 90 minutes of emergency lighting to one or two lamps in commercial or industrial fixtures. Operation is fully automatic. A solid-state charger maintains the battery at full charge as long as utility power is present. Upon interruption of utility power, the unit will activate and the automatic transfer circuit will switch to the emergency mode, keeping one lamp illuminated at a reduced lumen output for a minimum of 90 minutes.
- UFO-7WI Spectron Models:** During normal operation, the UFO-7WI Spectron self-testing/self-diagnostic model constantly monitors charging current and battery voltage. When AC power fails, the UFO-7WI immediately switches to the emergency mode, keeping either one or two lamps illuminated at reduced lumen output for a minimum of 90 minutes. During automated testing cycles, the UFO-7WI simulates an AC power failure causing the emergency ballast to switch to emergency mode and conduct a discharge test to monitor battery voltage and discharge current. If the UFO-7WI detects a problem, the status indicator light flashes and, if selected, the audible alarm sounds. The UFO-7WI automatically tests emergency lighting for 30 seconds every 30 days and 90 minutes once a year.
- Upon restoration of utility power, UFO-7W and UFO-7WI emergency battery packs return to the charging mode and delays AC ballast operation for approximately three seconds to prevent false tripping of AC ballast (end-of-lamp-life) shutdown circuits. Full battery recharge is accomplished within 24 hours. A test switch and LED status indicator light is provided with all models for testing and monitoring of unit performance. Dual input allows operation from either 120 or 277VAC.

Standard Features Include

- Standard and Spectron self-testing/self-diagnostic models offered
- Compatible with electronic, standard magnetic, energy saving dimming and end-of-lamp-life AC ballasts
- Easy installation with versatile mounting capability on top of or remote from fixture
- Operates one or two lamps in emergency mode
- Can be used with switched or unswitched lighting fixtures
- Battery case made of heavy-22 gauge steel
- Maintenance-free Nickel-Cadmium battery
- Provides 90 minutes of emergency lighting
- Dual Input 120/277 VAC, 60 Hz operation

Operating Temperature Range

5°C to 55°C (41F° to 122F°)

Weight

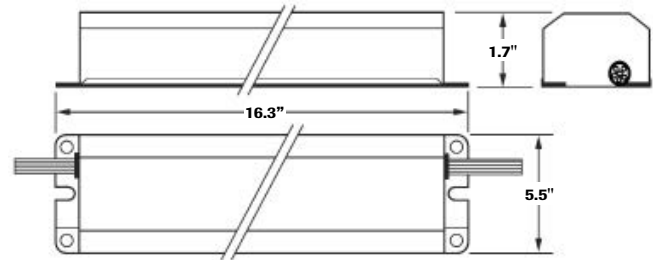
UFO 7W - 8.7 lbs (3.9 kg)

UFO 7WI - 9.2 lbs (4.1 kg)

Lamp Compatibility Chart

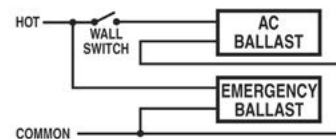
CATALOG NUMBER	INPUT WATTAGE	OUTPUT WATTAGE	LAMP TYPE	LAMP EXAMPLES	1 LAMP LUMENS	2 LAMP LUMENS
UFO-7W UFO-7WI	8	57.6	T5	FP28T5/HO	1850	--
				FP39T5/HO	2100	--
				FP54T5/HO	2650	--
			T8	FPC55T5/HO	2300	--
				FO25, FBO24 T8	2500	2600
				FO32, FBO31 T8	3000	3000
				FO40 T8	2400	--
				FO96 T8	3000	--
				F40 T12, F40/U	3000	3000
			T12	F40 T12ES (34W)	2700	2700
				F48 T12/HO	3000	--
				F96 T12	2800	--
				F96 T12/HO	2900	--
				F96 T12/VHO	3300	--
			2D 4-pin	F282D/4P	2050	2800
				F382D/4P	2800	2800
Long CFL 4-pin	PL-L 24W, F27/24BX, Dulux L 27W	1800	2300			
	PL-L 36W, F39/36BX, Dulux L 39W	2900	3500			
	PL-L 40W, F40/30BX, F50BX, Dulux L 55W	1800	--			
CFL 4-pin	PL-T 42W/4P	3200	3500			

DIMENSIONS

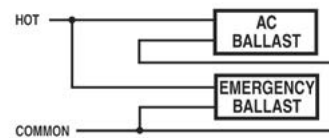


Dimensions: 16.3" (41.4cm)L by 5.5" (13.8cm)W by 1.7" (4.4cm)H

Switched



Unswitched



Primary circuit only. Lamp heads not shown.