



# Explosion-Proof Fixtures Series

**Unit-mounted and remote fixtures  
for most hazardous location applications.**

Catalog Number	
Comments	Type

## Application

Installations requiring an explosion-proof emergency lighting fixture designed for safe operation in hazardous classification environments. All fixtures listed for use in:

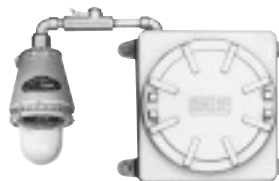
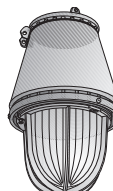
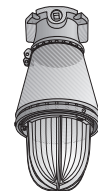
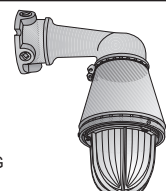
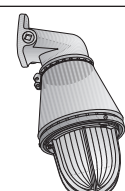
- NEC Class I, Divisions 1 & 2, Groups C & D
- NEC Class II, Divisions 1 & 2, Groups E, F & G
- NEC Class III

Suitable for use in wet locations

## Features:

- Fixture construction is copper-free aluminum
- Factory-sealed housings
- Epoxy-clad, medium-gray finish resists corrosion
- Choice of unit or remote mounting positions:
- Impact-resistant, prismatic glass globes
- Aluminum fixture guards optional
- Steel with white porcelain-finish reflectors optional
- Housing with "EXIT" legend optional
- UL listed to standard 844 (Hazardous Locations Classified)





## Product Selector

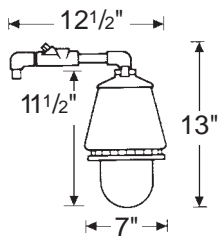
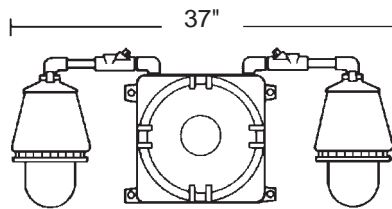
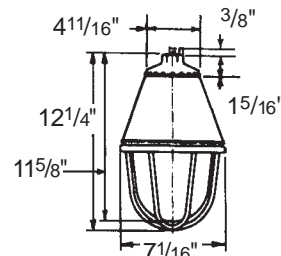
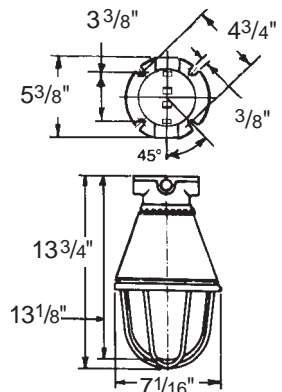
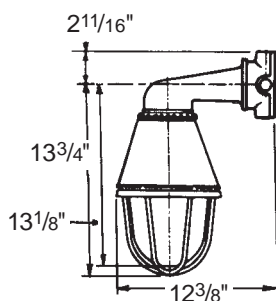
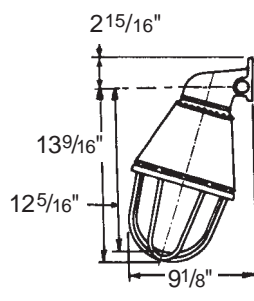
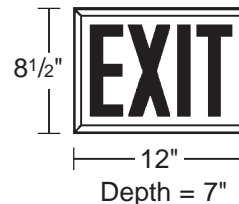
	Fixture Type	Series	Description																						
Fixtures For Direct Mounting To XPB Series Unit.																									
		<b>EX-1CD</b>  <small>(1) XPB Series power supply unit not included. Order separately.</small>	All fittings required for unit mounting supplied standard. Up to two fixtures may be unit mounted. <b>Product Selector</b> <table><tr><th rowspan="2">Model Number<sup>(1)</sup></th><th colspan="2">Lamp</th><th rowspan="2">Model Number<sup>(1)</sup></th><th colspan="2">Lamp</th></tr><tr><th>Volts</th><th>Watts</th><th>Volts</th><th>Watts</th></tr><tr><td>EX-1CD618</td><td>6</td><td>18</td><td>EX-1CD1218</td><td>12</td><td>18</td></tr><tr><td>EX-1CD628</td><td>6</td><td>28</td><td>EX-1CD1228</td><td>12</td><td>28</td></tr></table>	Model Number <sup>(1)</sup>	Lamp		Model Number <sup>(1)</sup>	Lamp		Volts	Watts	Volts	Watts	EX-1CD618	6	18	EX-1CD1218	12	18	EX-1CD628	6	28	EX-1CD1228	12	28
Model Number <sup>(1)</sup>	Lamp		Model Number <sup>(1)</sup>		Lamp																				
	Volts	Watts		Volts	Watts																				
EX-1CD618	6	18	EX-1CD1218	12	18																				
EX-1CD628	6	28	EX-1CD1228	12	28																				
Fixtures For Remote Mounting																									
 <small>Shown with optional XWG globe guard</small>		<b>REX1CDP</b>	Fixture for pendant mounting; one 1/2" hub, rigid or flexible mounting. <b>Product Selector</b> <table><tr><th rowspan="2">Model Number</th><th colspan="2">Lamp</th><th rowspan="2">Model Number</th><th colspan="2">Lamp</th></tr><tr><th>Volts</th><th>Watts</th><th>Volts</th><th>Watts</th></tr><tr><td>REX1CDP618</td><td>6</td><td>18</td><td>REX1CDP1218</td><td>12</td><td>18</td></tr><tr><td>REX1CDP628</td><td>6</td><td>28</td><td>REX1CDP1228</td><td>12</td><td>28</td></tr></table>	Model Number	Lamp		Model Number	Lamp		Volts	Watts	Volts	Watts	REX1CDP618	6	18	REX1CDP1218	12	18	REX1CDP628	6	28	REX1CDP1228	12	28
Model Number	Lamp		Model Number		Lamp																				
	Volts	Watts		Volts	Watts																				
REX1CDP618	6	18	REX1CDP1218	12	18																				
REX1CDP628	6	28	REX1CDP1228	12	28																				
 <small>Shown with optional XWG globe guard</small>		<b>REX1CDC</b>	Fixture for ceiling mounting; four 1/2" hubs, three close-up plugs. <b>Product Selector</b> <table><tr><th rowspan="2">Model Number</th><th colspan="2">Lamp</th><th rowspan="2">Model Number</th><th colspan="2">Lamp</th></tr><tr><th>Volts</th><th>Watts</th><th>Volts</th><th>Watts</th></tr><tr><td>REX1CDC618</td><td>6</td><td>18</td><td>REX1CDC1218</td><td>12</td><td>18</td></tr><tr><td>REX1CDC628</td><td>6</td><td>28</td><td>REX1CDC1228</td><td>12</td><td>28</td></tr></table>	Model Number	Lamp		Model Number	Lamp		Volts	Watts	Volts	Watts	REX1CDC618	6	18	REX1CDC1218	12	18	REX1CDC628	6	28	REX1CDC1228	12	28
Model Number	Lamp		Model Number		Lamp																				
	Volts	Watts		Volts	Watts																				
REX1CDC618	6	18	REX1CDC1218	12	18																				
REX1CDC628	6	28	REX1CDC1228	12	28																				
 <small>Shown with optional XWG globe guard</small>		<b>REX1CDW</b>	Fixture for wall mounting; four 1/2" hubs, three close-up plugs. <b>Product Selector</b> <table><tr><th rowspan="2">Model Number</th><th colspan="2">Lamp</th><th rowspan="2">Model Number</th><th colspan="2">Lamp</th></tr><tr><th>Volts</th><th>Watts</th><th>Volts</th><th>Watts</th></tr><tr><td>REX1CDW618</td><td>6</td><td>18</td><td>REX1CDW1218</td><td>12</td><td>18</td></tr><tr><td>REX1CDW628</td><td>6</td><td>28</td><td>REX1CDW1228</td><td>12</td><td>28</td></tr></table>	Model Number	Lamp		Model Number	Lamp		Volts	Watts	Volts	Watts	REX1CDW618	6	18	REX1CDW1218	12	18	REX1CDW628	6	28	REX1CDW1228	12	28
Model Number	Lamp		Model Number		Lamp																				
	Volts	Watts		Volts	Watts																				
REX1CDW618	6	18	REX1CDW1218	12	18																				
REX1CDW628	6	28	REX1CDW1228	12	28																				
 <small>Shown with optional XWG globe guard</small>		<b>REX1CDA</b>	Fixture for angled (15°) wall mounting; two 1/2" hubs, one close-up plug. <b>Product Selector</b> <table><tr><th rowspan="2">Model Number</th><th colspan="2">Lamp</th><th rowspan="2">Model Number</th><th colspan="2">Lamp</th></tr><tr><th>Volts</th><th>Watts</th><th>Volts</th><th>Watts</th></tr><tr><td>REX1CDA618</td><td>6</td><td>18</td><td>REX1CDA1218</td><td>12</td><td>18</td></tr><tr><td>REX1CDA628</td><td>6</td><td>28</td><td>REX1CDA1228</td><td>12</td><td>28</td></tr></table>	Model Number	Lamp		Model Number	Lamp		Volts	Watts	Volts	Watts	REX1CDA618	6	18	REX1CDA1218	12	18	REX1CDA628	6	28	REX1CDA1228	12	28
Model Number	Lamp		Model Number		Lamp																				
	Volts	Watts		Volts	Watts																				
REX1CDA618	6	18	REX1CDA1218	12	18																				
REX1CDA628	6	28	REX1CDA1228	12	28																				



Hubbell Lighting, Inc.

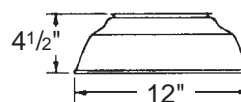
**Product Selector** *Continued*

	(3)	Model Number	Options And Accessory Items
		<b>XWG</b>	Aluminum (copper-free) globe guard for explosion-proof fixtures. Protects fixture lens from accidental impact damage. Easily mounts to globe with three screws. Two-coat, baked epoxy, medium-gray enamel finish. To order with explosion-proof lighting fixture, add suffix to model number. <b>Example: REX1CDP1228XWG</b> To order as a separate item, order <b>XWG</b> only.
 Fixture not included		<b>EX100CD</b>	Auxiliary housing with "EXIT" legend. Attaches directly to the fixture by means of three screws. Housing constructed of 18-gauge sheet metal; medium-gray enamel finish. Glass face with 6" high, 3/4" stroke red letters on white background. Other face colors and special wording available. Consult factory.
		<b>REX-SDR</b>	Standard dome reflector. Steel, with white porcelain enamel finish. Mounts to fixture with three "capture" screws.
		<b>REX-AR</b>	Angled (30°) reflector. Steel, with white porcelain enamel finish. Mounts to fixture with three "capture" screws.

**Dimensions****EX-1CD****OVERALL****REX1CDP<sup>(1)</sup>****Pendant Mount****REX1CDC<sup>(1)</sup>****Ceiling Mount****REX1CDW<sup>(1)</sup>****Wall Bracket Mount****REX1CDA<sup>(1)</sup>****Angle Wall Bracket Mount****EX100CD****Thermal Performance: Explosion-Proof Fixtures**

NEC Class	Ambient Temp.	With Or Without Reflectors
Class I, Div. 1 & Div. 2, Groups C, D	40° C	T5 (86° - 100° C)
Class II, Div. 1 & Div. 2, Groups E, F, G	40° C	T3C (136° - 160° C)

1. Shown with XWG globe guard installed.

**REX-SDR****Dome****REX-AR****30° Angle**