

Emergency Driver

LED

BSL17C-C2



Project: _____

Location: _____

Cat.No: _____

Type: _____

Lamps: _____ Qty: _____

Notes: _____

Emergency LED Driver

Listed for field installation

Class 2 output

7.5 Watts output power

Product order number: 12 NC number:

BSL17CC2T1U	913702454801
BSL17C2U	913702454701
BSL17CC2T1O6U4W	913702459801
BSL17CC2T1O7	913702454501
BSL17CC2T2U	913702454901

See back page for above referenced model configurations

Specifications

UL Listed

Listed to UL924 and CSA 22.2 No. 141
For Field or Factory Installation
(Indoor and Damp)

Illumination Time

90 Minutes

Full Warranty

5 Years (NOT pro-rata)

Universal Input Voltage

120-277 VAC, 60 Hz

AC Input Power

3.0 (Maximum)

Output Voltage

15.0 - 50.0 VDC

Output Power

7.5 W (Maximum).

Test Switch/Charging Indicator Light

2 W - ITS (2-Wire illuminated test switch)

Battery

High-Temperature, Maintenance-Free
Nickel-Cadmium Battery
7- to 10-Year Life Expectancy

Recharge Time

24 Hours

Temperature Rating

Ambient : 0°C to +55°C (32°F to 131°F)
Case: Tc (max): 65°C

Dimensions

12.0" x 2.4" x 1.5"
(304 mm x 60 mm x 38 mm)
Mounting Center 11.5" (292 mm)

Weight

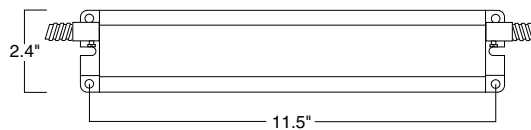
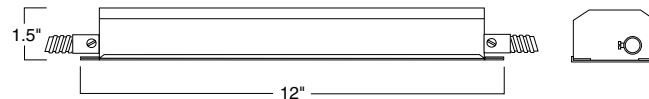
4.3 lbs. (1.95 kg)

Benefits:

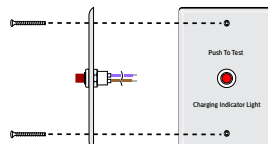
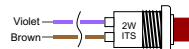
- Listed for field or factory installation - UL 924 and CSA C22.2 No. 141 Emergency Lighting Compliant
- Smart Charger Technology for low energy consumption
- Meets CEC Title 20 (California Energy Commission) efficiency standards
- Class 2 output - UL 1310 Certified, CSA 22.2 No 223-M91 compliant
- Controlled power for predictable discharge
- Emergency mode initial lumen output of up to 975 lumens
- 15-50 VDC for wide range of LED loads
- Universal input (120 through 277 VAC, 50/60 Hz)
- RoHS Compliant

Dimensions

12.0" x 2.4" x 1.5" (mounting center - 11.5")



Model shown:
BSL17CC2T1U / 913702454801



A Test/Monitor Plate with an illuminated test switch/charging indicator light is provided.

BSL17C-C2 Emergency LED driver

Application

The BSL17C-C2 is UL Listed for factory or field installation and allows the same LED luminaire to be used for normal and emergency operation. The BSL17C-C2 emergency LED driver works in conjunction with an AC LED driver that has an output current not to exceed 3.0 A, to convert new or existing LED fixtures into emergency lighting. The emergency driver consists of a high-temperature nickel-cadmium battery, charger and electronic circuitry in one compact case. The BSL17C-C2 can be used with an LED lighting load of up to 7.5 Watts. If used in an emergency-only fixture, no AC driver is necessary. The BSL17C-C2 is suitable for indoor and damp locations and for sealed & gasketed fixtures, including fixtures rated for wet locations. Neither the BSL17C-C2 nor the BSL17C-C2 is suitable for air handling heated air outlets and wet or hazardous locations. For more information about specific LED and AC driver compatibility, please call the factory.

Operation

When AC power fails, the BSL17C-C2 immediately switches to the emergency mode, operating the LEDs at a reduced lumen output for a minimum of 90 minutes. When AC power is restored, the emergency driver automatically returns to the charging mode.

Installation

The BSL17C-C2 does not affect normal fixture operation and may be used with either a switched or unswitched fixture. If a switched fixture is used, an unswitched hot lead must be connected to the emergency driver. The emergency driver must be fed from the same branch circuit as the AC driver. The BSL17C-C2 may be installed on top of the fixture and the BSL17C-C2 may be installed on top of or inside the fixture. Installation is not recommended with fixtures where the ambient temperature may fall below 0° C.

Code Compliance

For detailed information regarding standards and code compliance for emergency lighting see product page or the Codes and Standards section on the web site.

Emergency Illumination

The BSL17C-C2 operates an LED load of up to 7.5 Watts.

Specification

Emergency lighting shall be provided by using an LED fixture equipped with a Bodine BSL17C-C2 emergency driver. This emergency driver shall consist of a high-temperature, maintenance-free nickel-cadmium battery, charger and electronic circuitry

contained in one 12" x 2 3/8" x 1 1/2" metal case. The BSL17C-C2 comes with an illuminated test switch (ITS) to monitor charger and battery and installation hardware shall be provided. The emergency driver shall be capable of delivering up to 7.5 Watts to an LED load (15-50VDC) for a minimum of 90 minutes. The BSL17C-C2 shall have a 15.0 Watt-hour battery capacity and shall comply with emergency standards set forth by the current NEC. This device complies with Part 15 of the FCC Rules and meets CEC Title 20 (California Energy Commission) efficiency standards. The emergency driver shall be UL Listed for field or factory installation.

Installation Options and Ordering Codes

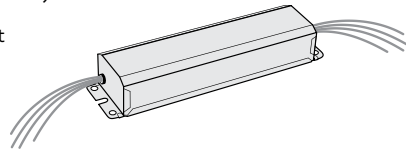
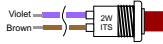
The BSL17C-C2 model can be ordered in several mounting configurations and test switch/LED kits. Please see the ordering codes below to determine which configuration best meet your requirements.

Warranty

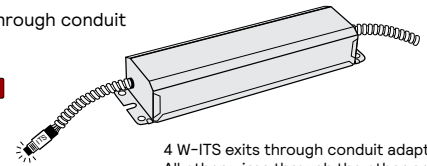
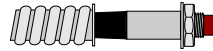
Model BSL17C-C2 is warranted for five (5) full years from date of manufacture. Please see detailed warranty information on our web site.

Optional Configurations (with order numbers)

BSL17C-C2 (Order Number BSL17C2U)
12 NC 913702454701
Includes Loose 2W-ITS Parts Kit

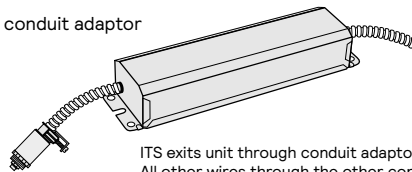
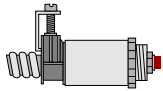


BSL17C-C2 Type 1 Option 6 (Order Number BSL17CC2T1O6U4W)
12 NC 913702459801
Includes 4W-ITS exiting through conduit



4 W-ITS exits through conduit adaptor.
All other wires through the other conduit.

BSL17C-C2 Type 1 Option 7 (Order Number BSL17CC2T1O7)
12 NC 913702454501
Includes 2W-ITS through conduit adaptor



ITS exits unit through conduit adaptor.
All other wires through the other conduit.

BSL17C-C2 Type 2 (Order Number BSL17CC2T2U)
12 NC 913702454901
Includes 2W-ITS on Wall Plate

