

FEATURES & SPECIFICATIONS

INTENDED USE — Ideal for New York applications where steel housing and 8" letter height are required.

CONSTRUCTION — 20-gauge steel housing.

Uniform graphical illumination without shadows or hot spots.

Letters 8" high with 1" stroke, with 100 ft viewing distance rating, based upon UL924 standards. New York City Approved.

OPTICS — LED technology provides perfectly uniform illumination to meet 1" letter stroke required by code. The typical life of the exit LED lamp is 10 years. Unique LED lamp platform accommodates both single-face and double-face exits.

Low energy consumption ; less than 2 watts.

ELECTRICAL — Dual-voltage input capacity (120/277).

Battery (for EL only): Sealed, maintenance-free nickel-cadmium battery delivers 90 minutes capacity to lamp. Charger maximizes battery life and automatically recharges after battery discharge.

INSTALLATION — Universal mounting (top, end or back). Canopy provided.

Universal chevron knock-outs.

LISTINGS — UL listed. Meets UL 924, NFPA 101 (current Life Safety Code), NEC and OSHA illumination standards.

WARRANTY — 5-year limited warranty. (Battery is prorated). Complete warranty terms located at www.acuitybrands.com/CustomerResources/Terms_and_conditions.aspx

Note: Actual performance may differ as a result of end-user environment and application. All values are design or typical values, measured under laboratory conditions at 25°C. Specifications subject to change without notice.

† Small Battery Chargers Certified in the CA Title 20 Appliance Efficiency Database.

Catalog Number
Notes
Type



Steel Exits

LXNY

LED LAMPS



ORDERING INFORMATION

For shortest lead times, configure products using **bolded options**.

Example: LXNY W 3 R

LXNY		W	3	R	
Family ¹	Face type	Housing color	Number of faces	Letter color	Operation
LXNY LED	(blank) Stencil	W White	3 Single face with extra face plate and color panel	R Red	(blank) Standard non-emergency EL Emergency operation with nickel-cadmium battery

Accessories: ¹ Order as separate catalog number.
ELA WG1 Back mount wireguard

Notes

¹ See spec sheet [ELA-WG](#).

SPECIFICATIONS

ELECTRICAL				
Primary Circuit				
Type	Typical LED life ²	Supply voltage	Input watts	Max. amps
Red - Standard	10 years	120	5	.041
		277	5	.018
Red - Emergency ¹	10 years	120	5	.041
		277	5	.018

BATTERY			
Sealed Nickel-Cadmium (EL Operation)			
Typical shelf life ³	Typical life ³	Maintenance ⁴	Temperature range ⁵
3 years	7 – 9 years	none	32° – 100°F (16° – 32°C)

Notes

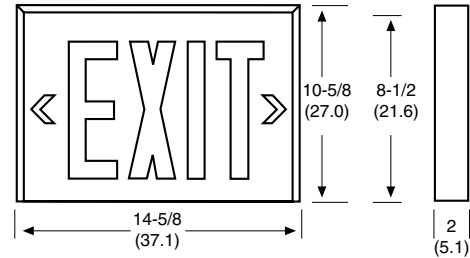
- LED lamps operate in normal (AC input) and emergency (DC input) modes.
- Based on continuous operation. The typical life of the exit LED lamp is 10 years.
- At 77°F (25°C).
- All life safety equipment, including emergency lighting for path of egress must be maintained, serviced, and tested in accordance with all National Fire Protection Association (NFPA) and local codes. Failure to perform the required maintenance, service, or testing could jeopardize the safety of occupants and will void all warranties.
- Optimum ambient temperature range where until will provide capacity for 90 minutes. Higher and lower temperatures affect life and capacity. Consult factory for detailed information.

MOUNTING

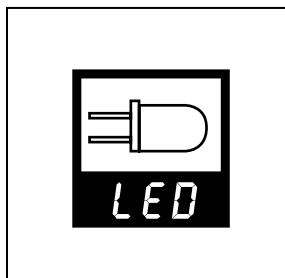
All dimensions are inches (centimeters).

Shipping weight: Standard – 8.2 lbs (3.7 kgs)


Emergency – 8.4 lbs (3.8 kgs)



KEY FEATURES



The typical life of the exit LED lamp is 10 years.



Letters 8" high with 1" stroke, with 100 ft viewing distance rating, based upon UL924 standards meets New York City requirements.