


# BAL1400ACTD

## FLUORESCENT EMERGENCY BALLAST 1400 LUMENS



### ILLUMINATION

- Works with or without an AC ballast to convert new or existing fluorescent fixtures in to unobtrusive emergency lighting
- Operates one or two lamps in the emergency mode for a minimum of 90-minutes.
- Provides a maximum initial lumen output of 1400 lumens.

### ELECTRICAL

- Dual 120/277 voltage.
- Charge rate/power "ON" LED indicator light and push-to-test switch for mandated code compliance testing.
- 6V long life, maintenance-free, rechargeable sealed NiCd battery.
- Internal solid-state transfer switch automatically connects the internal battery to fluorescent lamp(s) for minimum 90-minute emergency illumination.
- Fully automatic solid-state, two rate charger initiates battery charging to recharge a discharged battery in 24 hours.
- AC output ensures compatibility with newer lamp technologies and helps prolong lamp life.
- Time delay enhancement to overcome end-of-life circuit protection.

### MOUNTING

- Suitable for installation inside, on top or in remote\* of the fixture.
- Can be used in both switched and unswitched fixtures.
- UL Listed for factory or field installation.

### LAMP COMPATIBILITY CHART

\* When battery packs are remote mounted, the remote distance cannot exceed 1/2 of the distance from ballast to lamp specified by the A.C. ballast manufacturer. The maximum allowable remote mounting distance is 50 feet.

NOTE: In 2-lamp operation, lumens are equally split between the two lamps.

LAMP	INITIAL LUMENS		LAMP	INITIAL LUMENS		LAMP	INITIAL LUMENS	
	1-LAMP	2-LAMP		1-LAMP	2-LAMP		1-LAMP	2-LAMP
T5 14W	1100	1200	T12 20W	700	800	4-Pin PL CF 26W	1000	1100
T5 21W	1150	1250	T12 40W	850	900	4-Pin PL CF 32W	1050	1150
T5 28W	1250	1300	T12 110W	1350	N/A	4-Pin Long CF 18W	900	1050
T5HO 39W	1300	N/A	T12 215W	1400	N/A	4-Pin Long CF 24W	1100	1150
T5HO 54W	1350	N/A	4-Pin PL CF 13W	825	900	4-Pin Long CF 36W	1200	1250
T8 17W	1050	1200	4-Pin PL CF 18W	975	1100	4-Pin Long CF 40W	1250	N/A
T8 32W	1350	1400				4-Pin Long CF 50W	1250	N/A

### OPTIONS

- CEC: Certified to CEC under Title 20 regulations

### HOUSING

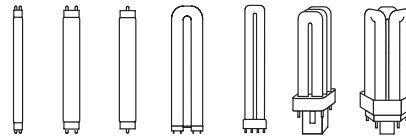
- Durable painted steel construction in white finish.
- Compact design fits most fluorescent fixtures.

### WARRANTY / LISTING


- Five year warranty against defects in material and workmanship (lamps excluded).
- Meets UL924, NFPA 101 Life Safety Code, NEC, OSHA, Local and State Codes.
- UL Listed for damp locations (0°C – 50°C).

### LAMP COMPATIBILITY

- Compatible with most one-, two-, three-, and four-lamp electronic standard and dimming AC ballasts.
- Operates one or two T5, T5HO, T8, T12, 4-Pin CFL and long CFL lamps in emergency mode. Refer to the chart below for a list of compatible lamps



### DIMENSIONS



STANDARD

OPTIONAL



EMERGENCY BACKUP

BAL1400ACTD

www.emergency-lighting.com