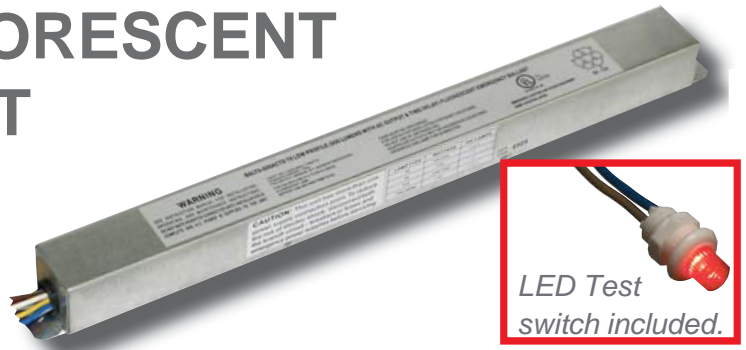


# BALT5-500TD

## LOW PROFILE T5 FLUORESCENT EMERGENCY BALLAST 500 LUMENS

### STANDARD



LED Test  
switch included.

EMERGENCY BACKUP

BALT5-500TD

### ILLUMINATION

- Works with or without an AC ballast to convert new or existing fluorescent fixtures in to unobtrusive emergency lighting.
- Operates one lamp in the emergency mode for a minimum of 90-minutes.
- Provides a maximum initial lumen output of 500 lumens.

### ELECTRICAL

- Dual 120/277 voltage.
- Charge rate/power "ON" LED indicator light and push-to-test switch for mandated code compliance testing.
- 3.6V long life, maintenance-free, rechargeable sealed NiCd battery.
- Internal solid-state transfer switch automatically connects the internal battery to fluorescent lamp for minimum 90-minute emergency illumination.
- Fully automatic solid-state, two rate charger initiates battery charging to recharge a discharged battery in 24 hours.
- Time delay enhancement to overcome end-of-life circuit protection.

### MOUNTING

- Suitable for installation inside, on top or in remote\* of the fixture.
- Can be used in both switched and unswitched fixtures.
- UL Listed for factory or field installation.

### HOUSING

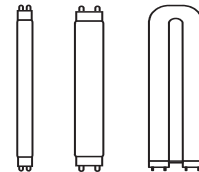
- Low profile galvanized steel construction.
- Compact design fits most fluorescent fixtures.

### WARRANTY/LISTING


- Five year warranty against defects in material and workmanship (lamps excluded).
- Meets UL924, NFPA 101 Life Safety Code, NEC, OSHA, Local and State Codes.
- UL Listed for damp locations (0°C – 50°C).
- Suitable for use in sealed and gasketed fixtures.

### LAMP COMPATIBILITY

- Compatible with most one-, two-, three-, and four-lamp electronic standard and dimming AC ballasts.
- Operates one T5, T8, T12, Circular T5/T9 and U-bend T8/T12 lamp in emergency mode. Refer to the chart below for a complete list of compatible lamps.



### DIMENSIONS



### LAMP COMPATIBILITY CHART

\* When battery packs are remote mounted, the remote distance cannot exceed 1/2 of the distance from ballast to lamp specified by the A.C. ballast manufacturer. The maximum allowable remote mounting distance is 50 feet.

LAMP TYPE	WATTS	INITIAL LUMENS
		1-LAMP
T5	21	450
T5	28	500
T8	32	425
T12	34	400
Circular T9	32	350
Circular T5	22	375
U-bend T8	32	425
U-bend T12	34	375

www.emergency-lighting.com