

# BOXLED® MIDI

NEMA 4X | IP66 | IK09

3G  
Vibration  
Rated

LOGICA®

SANITATION

TITLE 20  
TITLE 24

ETL  
Intertek

SP  
US

## LOWBAY/MIDBAY

- **BOXLED® MIDI** Lowbay / midbay designed for industrial and commercial applications.
- **OPTICS:** Polished aluminum reflector with symmetric or asymmetric distribution. Unit can be field changed from symmetric to asymmetric. 4mm thick prismatic tempered glass lens provides optimized light distribution for a visually comfortable and glare free environment.
- The **BOXLED® MIDI** is a wet location, IP66, NEMA 4X rated luminaire. Heavy duty die-cast aluminum construction provides corrosion, flame and chemical resistance. The 3G rating makes this ideal for constant vibration applications.
- **PERFORMANCE:**
  - LO:** 5,605 up to 6,070 lm
  - MO:** 7,845 up to 8,496 lm
  - HO:** 10,106 up to 10,945 lm
- **OPERATING TEMP:**
  - HT (AC Only) -22°F to 104°F (-30°C to 40°C)
  - EM 32°F to 104°F (0°C to 40°C)
- **WEIGHT:** 8.8 lbs / 3.9 kg



**APPLICATION:** The **BOXLED® MIDI** is ideal for indoor / outdoor damp and wet applications including loading docks, sign lighting, mining, car wash, agriculture, wastewater treatment, tunnels and factories.

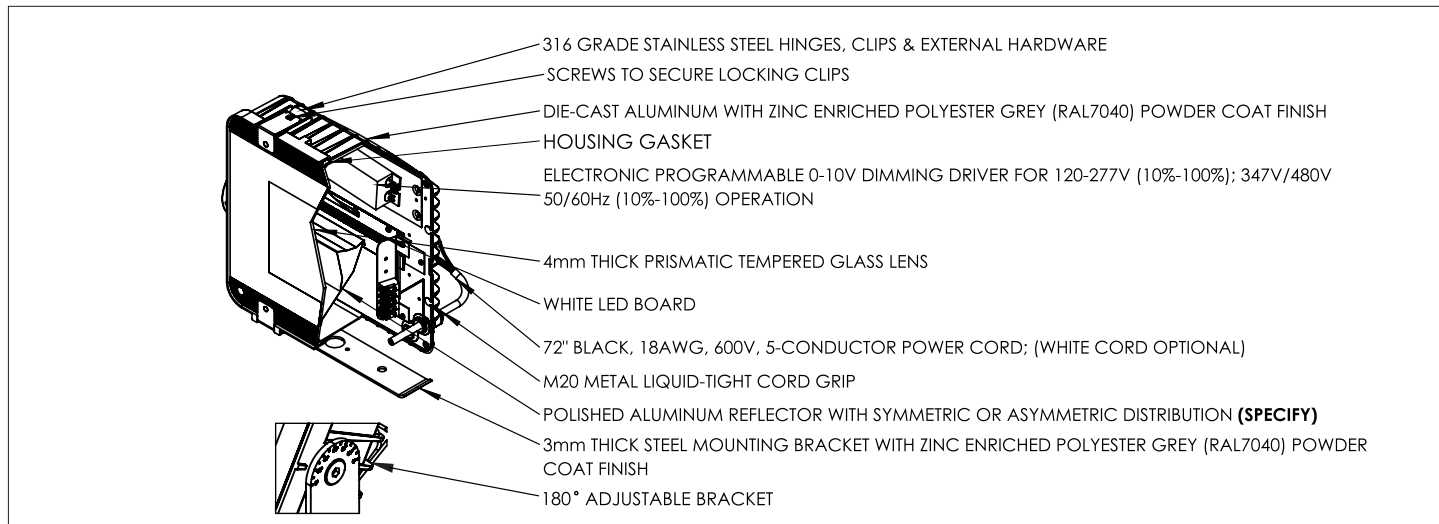
### CONFIGURATIONS

MODEL	OPERATION	OUTPUT	DISTRIBUTION	COLOR TEMP	INPUT	MOUNTING	OPTIONS
BL726LED	HT	LO	SYM <sup>1</sup> (symmetric)	WT30 (3000K)	120-277V	FM <sup>2</sup> (flood mount)	EM <sup>6</sup> (emergency back up - remote)
		MO	ASY <sup>1</sup> (asymmetric)	WT40 (4000K)	347V	SM (surface mount)	FP (fuse protection - 3A)
		HO		WT50 (5000K)	480V	AC <sup>3</sup> (aviation cable)	SP (surge protector - 10KA)
						CH <sup>4</sup> (chain hang kit)	NODL <sup>7</sup> (integrated node - LOGICA)
						PK <sup>5</sup> (pendant kit)	EOSL <sup>7</sup> (external occupancy sensor - LOGICA)
						SVLPK <sup>5</sup> (swivel pendant kit)	
						HK (hook mount)	
						TPM (twin post top mount)	
						QPM (quad post top mount)	

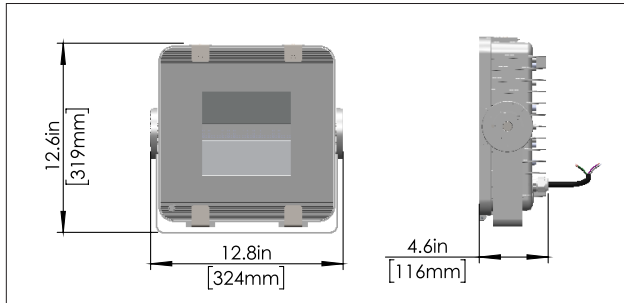
NOTE 1: Both symmetric & asymmetric reflectors included for in-field distribution changes.  
 NOTE 2: Flood mount is standard.  
 NOTE 3: Specify length for AC: 50", 72", 100", 150", 250"; otherwise field adjustable.  
 NOTE 4: Specify length for CH: 12", 24", 36", 48", specify for others.

NOTE 5: Specify length for PK: 12" 24", 48", specify for others.  
 NOTE 6: Title 20 field installation emergency pack (120-277V); 10W; 1242 lm; (wet location required Nema box).  
 NOTE 7: Logica (Beghelli wireless and powerless control solutions). Contact factory for more details.

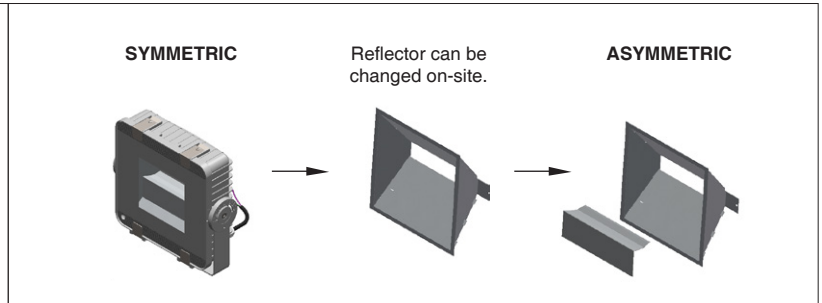
### TECHNICAL INFORMATION



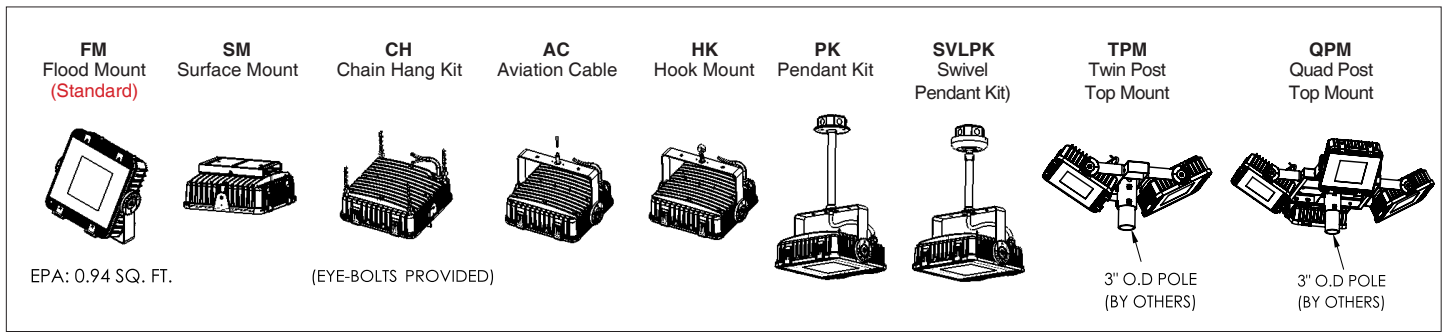
**DIMENSIONS**



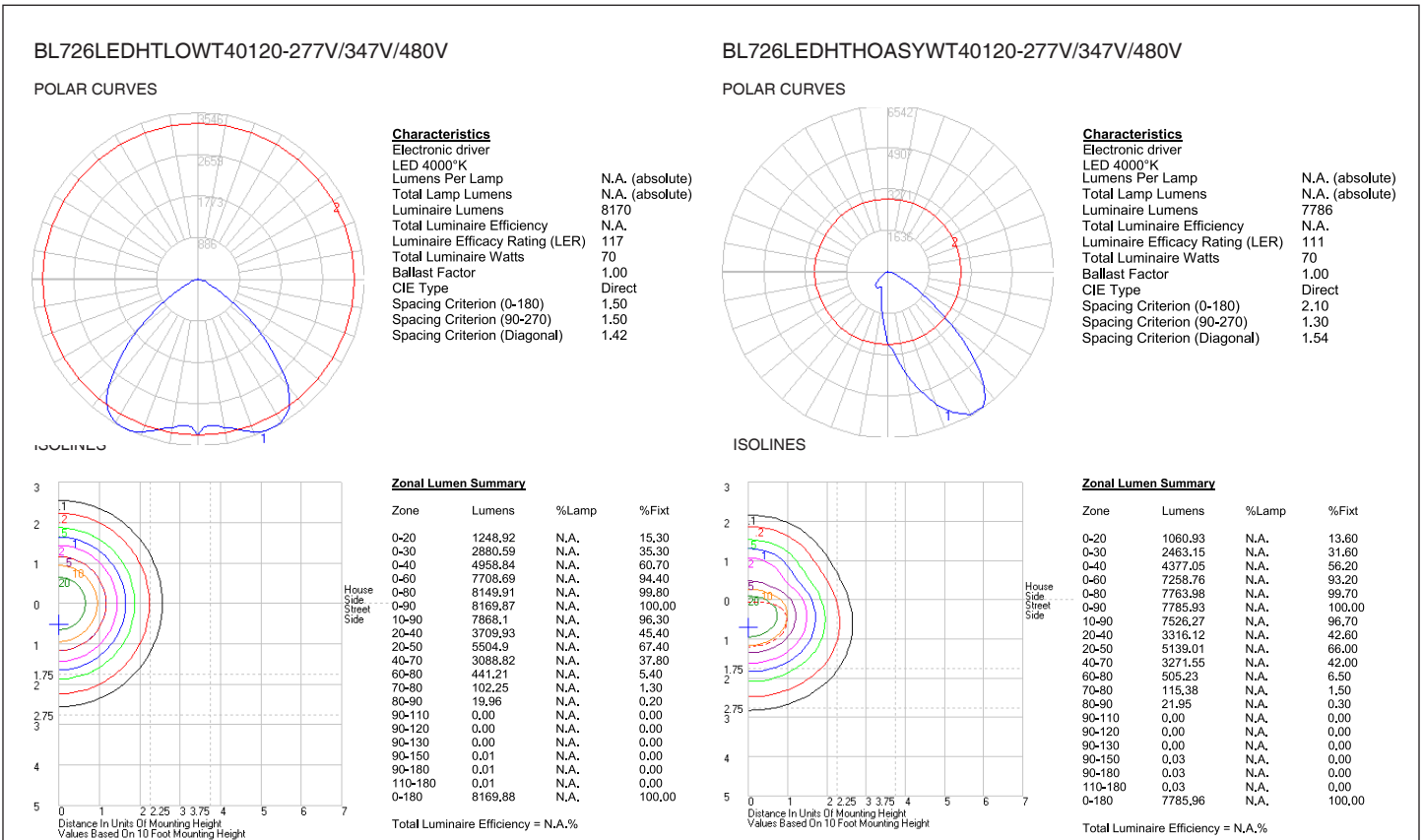
**DISTRIBUTION**



**MOUNTING OPTIONS**



**PHOTOMETRICS**



**ELECTRICAL RATING**

**DIMMER COMPATIBILITY**

PRODUCT	NOMINAL POWER (W)	AC CURRENT (A)		FREQUENCY (HZ)	DC VOLTAGE (V)	DC CURRENT (MA)
		120V	277V			
BL726LED-HT-LO	50	0.43	0.18	50/60	55	800
BL726LED-HT-MO	70	0.60	0.26	50/60	53	1170
BL726LED-HT-HO	90	0.77	0.33	50/60	48	1600

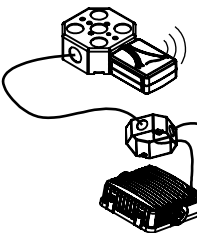







  

DIMMER	COMPATABILITY	
	ON / OFF	DIMMING
LEVITON - AWRMG - 7	YES	YES
LUTRON - DIVE - DVSTV	YES	YES
LUTRON - DIVE - DVTV	YES	YES
WATT STOPPER DCLV1	YES	YES

**ENERGY CHART**

MODEL	EFFICACY	CONSUMPTION WATTAGE	LUMEN OUTPUT	CRI	L70 (hrs.)
BL726LED-HT-LO-WT30-120-277V	112 lm/W	50	5605	>80	>60,000
BL726LED-HT-LO-WT40-120-277V	117 m/W	50	5837	>80	>60,000
BL726LED-HT-LO-WT50-120-277V	121 lm/W	50	6070	>80	>60,000
BL726LED-HT-MO-WT30-120-277V	112 lm/W	70	7845	>80	>60,000
BL726LED-HT-MO-WT40-120-277V	117 lm/W	70	8170	>80	>60,000
BL726LED-HT-MO-WT50-120-277V	121 lm/W	70	8496	>80	>60,000
BL726LED-HT-HO-WT30-120-277V	112 lm/W	90	10106	>80	>60,000
BL726LED-HT-HO-WT40-120-277V	117 lm/W	90	10526	>80	>60,000
BL726LED-HT-HO-WT50-120-277V	122 lm/W	90	10945	>80	>60,000

**LOGICA (WIRELESS & POWERLESS LIGHTING CONTROL SOLUTIONS)**

DAISY CHAIN FIXTURES (RLYL)			EXTERNAL NODE & SENSOR (EOSL) (WET LOCATION)		
<p><b>LOG-RLYL</b> WIRELESS RELAY (DAMP LOCATION)</p> 	<p><b>LOG-ML2L</b> REMOTE SENSOR (ACCESSORY) (DAMP LOCATION)</p> 	<p><b>LOG-ESRPL</b> SWITCH (ACCESSORY) (DAMP LOCATION)</p> 	<p><b>LOG-HBKO10VL/HBKODL</b> NODE &amp; SENSOR (KNOCK-OUT) (WET LOCATION)</p> 	<p><b>LOG-ESRPL</b> SWITCH (ACCESSORY) (DAMP LOCATION)</p> 	
<p>DAISY CHAIN ~ 21 FIXTURES; 22 FT. MAX. (base on 12AWG) (daisy chain by others)</p> <p>FOR DETAILS PLEASE SEE LIGHTING CONTROL SOLUTION CONFIGURATION.</p>			<p><b>INTEGRATED NODE (NODL)</b></p>		
			<p><b>LOG-10V12L/DRDL</b> (NODE 0-10V/DALI) (INTEGRATED)</p> 	<p><b>LOG-ML2L</b> REMOTE SENSOR (ACCESSORY) DAMP LOCATION</p> 	<p><b>LOG-ESRPL</b> SWITCH (ACCESSORY) DAMP LOCATION</p> 

■ **WARRANTY:** 5 year warranty, see website for full warranty details.