

COOPER LIGHTING - SURE-LITES®

DESCRIPTION

The CC7 Contractor's Choice FasTest(TM) High Capacity Emergency Lighting Units are an affordable, attractive alternative to standard white two-headed emergency lighting units. All components snap together to facilitate installation in 5 minutes or less. Field versatility is not sacrificed for cost, both lighting heads offer full horizontal and vertical adjustability. Moreover, proper operation of the transfer circuit and emergency lamps can be quickly and safely verified by using a convenient laser pointer (accessory). In addition, Watchguard EMS self-diagnostic system is standard (CC7NCSD only). The CC7 FasTest(TM) is ideal for applications demanding minimum cost but maximum flexibility, reliability, convenience and aesthetics.

SPECIFICATION FEATURES

Electronic

- Dual-Voltage Input 120/277 VAC, 60 Hz
- Line-Latching
- Solid-State Voltage Limited Charger
- Solid-State Switching
- Low-Voltage Disconnect
- Brownout Circuit
- Overload/Short Circuit Protection
- Push-Button Test Switch/Power Indicator Light
- Remote Photocell Test Switch* (requires accessory laser for activation)
- Automatic 30-Sec. Test Upon Switch Activation
- Push-In AC Power Connectors Facilitate Installation

Battery

- Sealed Lead Calcium, Recombination
- Nickel Cadmium Battery (CC7NCSD)
- Maintenance-Free, Long-Life
- Full Recharge Time, 24 hrs. (max.)
- Polarized Battery Terminals

Housing Construction

- Snap-Fit Component Design Facilitates Under-5-Minute Installation
- Reinforcing Ribs Throughout to Provide Maximum Strength
- Injection-Molded, Color-Stable, High-Impact UL 94-5V Rated Polycarbonate Housing and Mounting Plate
- Watchguard EMS self-diagnostic system (CC7NCSD only)
- Designer-White Textured Finish
- Knockouts/Cutouts Provided in Housing for Surface Conduit Attachment
- Universal J-Box Mounting Pattern for wall mounting
- Keyhole Mounting Slots

Code Compliance

- UL 924 Listed
- Life Safety NFPA 101
- NEC/OSHA
- Most State and Local Codes

Head/Lamp Data

- Two 12W, 12V Heads Standard

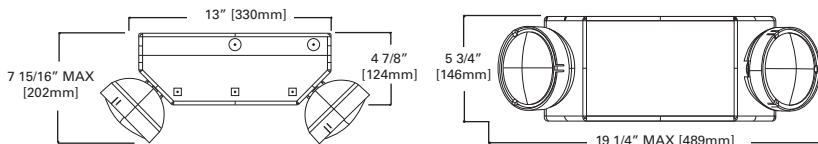

Catalog #		Type
Project		
Comments		Date
Prepared by		

- New Head Design Accepts Almost Any Lamp
- Glare-Free Lens
- Fully Adjustable Lamp Housing
- High-Impact Polycarbonate
- Matches Housing Finish
- Remote Capability, Standard: 36W Lead Calcium 26W Nickel Cadmium
- Housing Has (8) Locations for Mounting of Heads; Consult Factory [(3) optional bottom-mount and (3) optional top-mount locations]
- Optional square and MR16 heads available

* Minor position adjustment of photocell sensor may be required if mounted in locations with high ambient light.

Warranty

- Unit: 1-year
- Battery: 5-year Pro-Rata
- Nickel Cadmium Battery: 15-year Pro-Rata



Verify proper operation of the transfer circuit and emergency lamps with convenient laser pointer (sold as an accessory).

ELECTRICAL RATINGS

Rated Wattage to 87 1/2% of Rated D.C. Voltage

Model	DC Voltage ¹	1/2 Hours	4 Hours
CC7	12	60	25
CC7MRT	12	60	25
CC7NCSD	12	50	26

Lamp Information

Type	Wattage	Number	Spacing
Incandescent	12W ea	029-132	24'
MR16	12W ea	029-141	50'
Incandescent	12W ea	029-132	24'

ORDERING INFORMATION

--	--	--	--	--	--	--	--	--	--

Series

- CC7
- CC7NC

- Notes: 1 Add as a suffix.
 2 Consult your Cooper Lighting Representative for alternate lamps and additional options.
 3 Alternate Lamps, Head Types, No Head, Multiple Heads and other options. Consult your Cooper Lighting Representative.
 4 12W lamp standard.
 5 CC7NC Only.
 6 Order separately.

Options 1, 2, 3

- MRT: MR16 Lamp Heads⁴
- SQ: Square Heads⁴
- V: Voltmeter
- SD: Self Diagnostics⁵
- TDM: Time Delay Monitor
- SM: Side Mount Lamps
- TM: Top Mount Lamps
- BM: Bottom Mount Lamps

Accessories 6

- Mounting Kit
- 2MSWH: Mounting Shelf
- Protective Housing
- WG3: Wire Guard
- VS1: Polycarbonate Vandal Shield
- VS1WP: Weather Resistant Vandal Shield
- LASER: Key Chain, Red Laser Pointer (activation tested at 30 feet).

CC7 SERIES

POLYCARBONATE
FASTEST EMERGENCY
LIGHTING UNIT

SEALED NICKEL
CADMIUM BATTERY
SEALED LEAD
CALCIUM BATTERY

CONTRACTOR'S CHOICE
FASTEST LASER TEST
WATCHGUARD EMS
SELF-DIAGNOSTIC SYSTEM

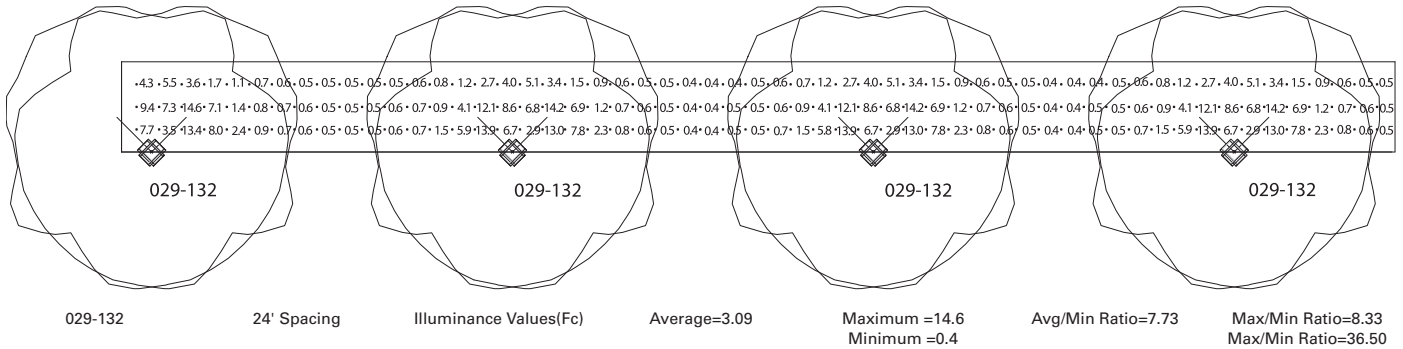
EMERGENCY LIGHTING



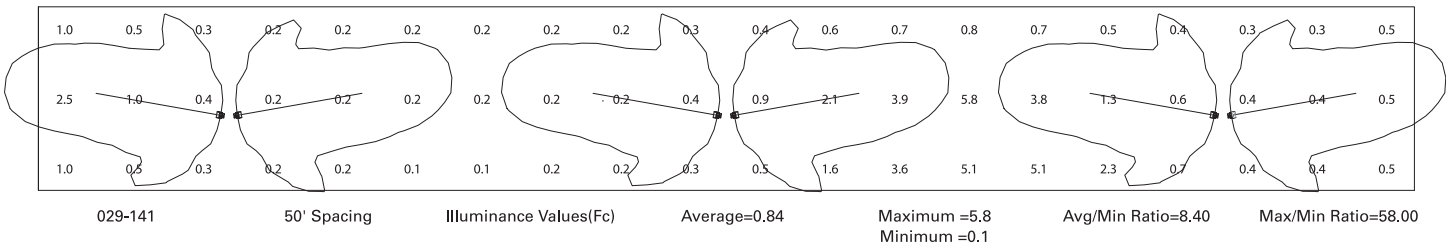
ENERGY DATA

Charge Mode (Fully Discharged Battery)	Standby Mode (Fully Charged Battery)
Lead Calcium	Lead Calcium
Input Power: 120V=28W 277V=28W	Input Power: 120V=3.8W 277V=3.7W
Input Current (Max.): 120V=.26A 277V=.11A	Input Current (Max.): 120V=.07A 277V=.03A
Power Factor: 120V=>.91 277V=>.91	Power Factor: 120V=>.50 277V=>.50
T.H.D.: 120V=<35% 277V=<39%	T.H.D.: 120V=<94% 277V=<99%
Nickel Cadmium	Nickel Cadmium
Input Power: 120V=12W 277V=11W	Input Power: 120V=7.8W 277V=7.1W
Input Current (Max.): 120V=.12A 277V=.05A	Input Current (Max.): 120V=.08A 277V=.04A
Power Factor: 120V=>.87 277V=>.87	Power Factor: 120V=>.77 277V=>.77
T.H.D.: 120V=<42% 277V=<45%	T.H.D.: 120V=<53% 277V=<58%

PHOTOMETRICS



For Standard Fixture: CC7***



For Standard Fixture: CC7MRT***

*** The "Rule of Thumb" spacing guidelines are designed to achieve 1 foot-candle average and 0.1 foot-candle minimum with a 40:1 maximum/minimum ratio. The corridor used is 100 feet long, 9 feet ceiling with a 6 feet wide walkway and 3 feet path of egress. The reflectances are 80% ceiling, 50% walls and 20% floors. The fixture mounting height is 7.0 feet with a lamp head angle of 45 degrees. Cooper Lighting assumes no responsibility for local requirements or specific project variables. This is a guideline to be used as a design aid, not as guarantee of any code compliance.

TECHNICAL DATA**Lamps**

Designed specifically for emergency lighting applications, the PAR 36 12V sealed-beam type design insures optimum glare-free trapezoidal light distribution along with horizontal and vertical adjustment by rotating the lens within the housing.

Housing

The subtly detailed Model CC-7 housing is constructed of flame-retardant and impact-resistant polycarbonate in a color-stable designer-white finish. All electrical components are securely attached in the housing and prewired for fast AC connection. The housing snaps on to the hinged mounting plate with two integral locking tabs. The mounting plate has keyhole mounting slots and a universal mounting pattern for quick, efficient installation. The housing contains knockouts/cutouts for surface conduit attachment. The housing is designed to be wall mounted. All structural components are designed with reinforcing ribs to add additional rigidity and to maximize structural integrity.

Line-Latched

Sure-Lites' line-latched electronic circuitry makes installation easy and economical. A labor efficient AC-activated load switch prevents the lamps from turning on during installation to a non-energized AC circuit. Line-latching eliminates the need for a contractor's return to a job site to connect the batteries when the building's main power is permanently turned on.

Solid-State Charger

Supplied with a 120/277 VAC, voltage regulated solid-state charger. Immediately upon restoration of AC current after a power failure, the charger provides a high charge rate. The charge circuit reacts to the condition of the battery and alters the rate of charge in order to maintain peak battery capacity and maximize battery life. Solid-state construction recharges the battery following a power failure in

accordance with UL 924.

Overload and Short-Circuit Protection

The solid-state overload monitoring device in the DC circuit disconnects the lamp load from the battery should excessive wattage demands be made and automatically resets when the overload or short circuit is removed. This overload current protective feature eliminates the need for fuses or circuit breakers for the DC load.

Brownout Circuit

The brownout circuit in Sure-Lites units monitors the flow of AC current to the unit and activates the emergency lighting system when a predetermined reduction of AC power occurs. This dip in voltage will cause most ballasted fixtures to extinguish causing loss of normal lighting even though a total power failure has not occurred.

Solid-State Transfer

The unit incorporates a solid-state switching transistor which eliminates corroded and pitted contacts or mechanical failures associated with relays. The switching circuit is designed to detect a loss of AC voltage and automatically energizes the lamps. Upon restoration of the AC power, the emergency lamps will switch off and the charger will automatically recharge the battery.

Low-Voltage Disconnect

When the battery's terminal voltage falls below 80% of the rated voltage, the low-voltage circuitry disconnects the lighting load. The disconnect remains in effect until normal utility power is restored, preventing deep battery discharge.

Test Switch/Power Indicator Light

Conveniently located combination Test Switch/Power Indicator Light allows for manual verification of proper operation of the transfer circuit and emergency lamps. The emergency lamps will test for 30 seconds when activated.

Photocell Test Switch

Allows verification of proper operation of the transfer circuit and emergency lamps with a laser pointer (laser is sold as an accessory). The emergency lamps will test for 30 seconds when activated.*

Sealed Lead Calcium Battery

The fully sealed, long-life, maintenance-free, lead-calcium battery is ideal for emergency lighting applications. These recombinant cycle batteries typically provide eight to ten years of life and may be operated in any position.

Sealed Nickel Cadmium Battery

Sure-Lites sealed nickel cadmium batteries are maintenance-free with a life expectancy of 15 years. The sealed rechargeable nickel cadmium battery utilizes positive and negative sintered plate construction which offers high discharge rates and stable performance over a wide range of temperatures. The specially designed resealable vent automatically controls cell pressure, assuring safety and reliability. This battery is best suited for harsh ambient temperatures because the electrolyte is not active in the electrochemical process. The nickel cadmium battery can be operated from 0°C to 50°C.

Warranty

All Sure-Lites units are backed by a firm one-year warranty against defect in material and workmanship (excluding lamps). Maintenance-free, long-life, sealed lead calcium batteries carry a five-year Pro-Rata warranty. * Minor position adjustment of photocell sensor may be required if mounted in locations with high ambient light.