

# KT-FLED140PSHV-R2X-UNV-8CSB-VDIM

## HIGH POWER FLOODLIGHT

**DESCRIPTION**

High Power Floodlight | Power Select | Color Select | 277-480V | 80 CRI | Bronze Housing

**APPLICATION**

Ground, pole, or building mount applications (parking lots, auto dealerships, building facades, signs, recreational venues, general area lighting)



**PRODUCT FEATURES**

- Keystone Power Select technology (140/100W)
- Keystone Color Select technology (3000/4000/5000K)
- High power floodlight with innovative design based on established floodlight principles
- Die cast aluminum housing, with optional glare shield accessory (sold separately)
- Heavy duty, interchangeable slipfitter and trunnion mount options included
- Suitable for ground, pole, or building mount applications
- 3 pin twist lock photocell and shorting cap included with NEMA/ANSI C136.10 3 pin twist lock receptacle
- Precision-crafted optics lens with NEMA 7H x 6V, 6H x 6V, and 5H x 5V options available. See below chart for details.
- Keystone 0-10V dimming driver with 12V AUX power tap and 6kV surge protection
- Ambient operating temperature: -40°C/-40°F - 50°C/122°F
- UL and DLC listed, IP65 rated
- Power factor: > 0.95
- THD: < 20%
- LED chip lifetime: L70 > 100,000 hrs @ 25°C/77°F ambient fixture temperature
- Meets FCC Part 15, Part B, Class A standards for conducted and radiated emissions

**PRODUCT SPECIFICATIONS**

Catalog Number	Selectable Wattage	Selectable CCT	Lumen Output	Efficacy	Input Voltage	CRI	Dimming	Mounting	Dist Pattern	Photocell	Rated Life	Legacy Equivalent
KT-FLED140PSHV-R2B-UNV-8CSB-VDIM	140W	3000K	17500	125 lm/W	277 - 480V	>80	0-10V	Universal: 2 3/8" Slip Fitter or Trunnion	7H x 6V	Included	50,000 Hours	400W MH
KT-FLED140PSHV-R2C-UNV-8CSB-VDIM		4000K	20300	145 lm/W					6H x 6V			
KT-FLED140PSHV-R2D-UNV-8CSB-VDIM	100W	5000K	18900	135 lm/W								
		3000K	13500	135 lm/W					5H x 5V			
		4000K	15500	155 lm/W								
		5000K	14500	145 lm/W								

\*Note: fixtures with 6H x 6V or 5H x 5V optics are assembled to order. Lead times may apply.

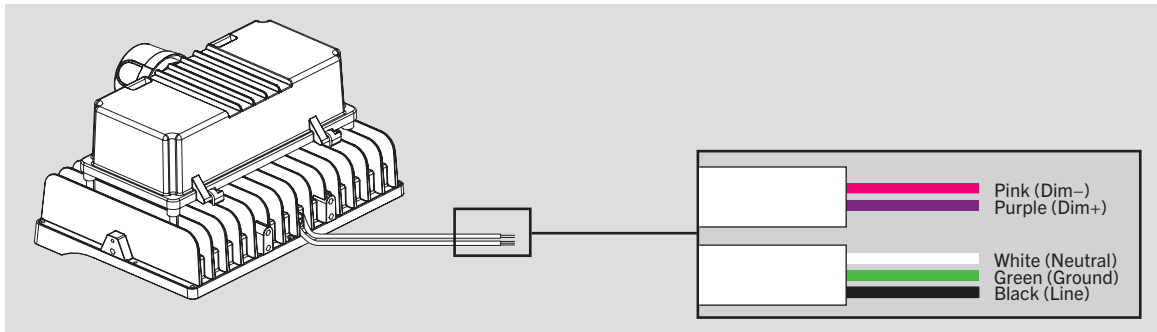
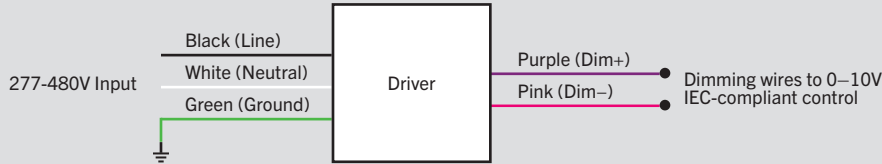


# KT-FLED140PSHV-R2X-UNV-8CSB-VDIM

## HIGH POWER FLOODLIGHT

### WIRING DIAGRAM

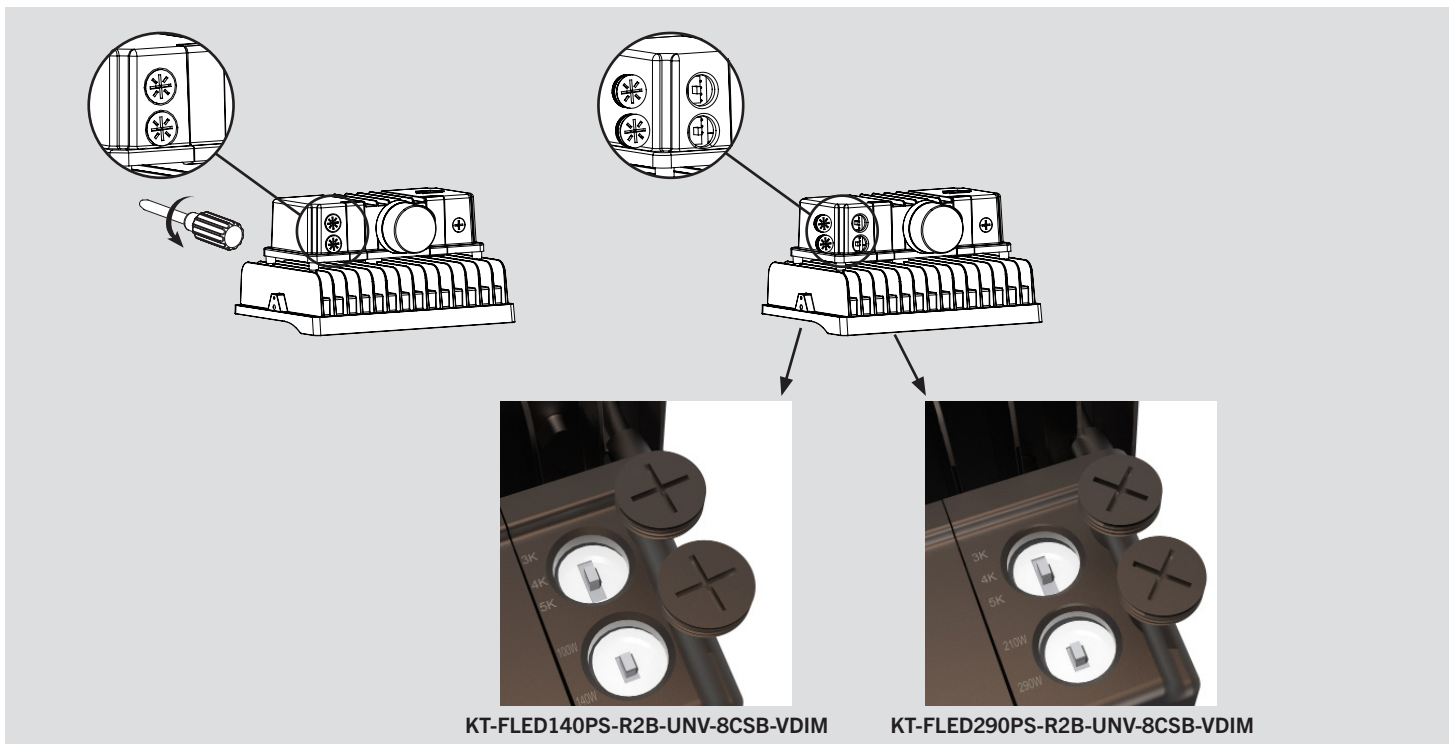
#### GENERAL WIRING DIAGRAM



### POWER AND COLOR SELECT INSTRUCTIONS

This fixture is equipped with field-adjustable selectable wattage and selectable CCT technology.

1. Ensure power is off to the fixture.
2. Unscrew the gasketed caps from the back of the fixture as shown in the images below.
3. Adjust dip switches to desired settings.
4. Screw on gasketed caps.
5. Restore power to fixture.



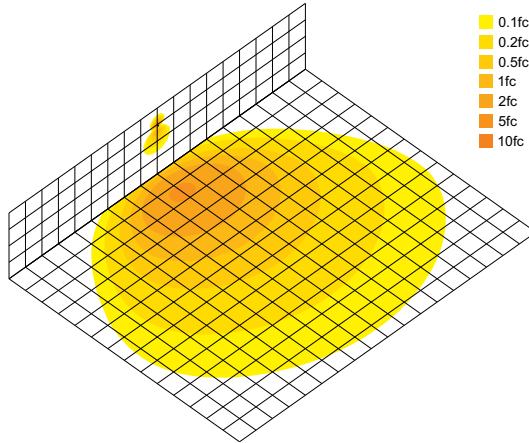


# KT-FLED140PSHV-R2X-UNV-8CSB-VDIM

## HIGH POWER FLOODLIGHT

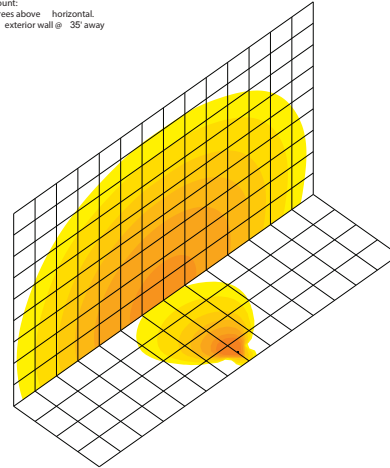
### PHOTOMETRICS

140W 5000K Building Mount: Building exterior mounted at 30', 30 degrees below horizon



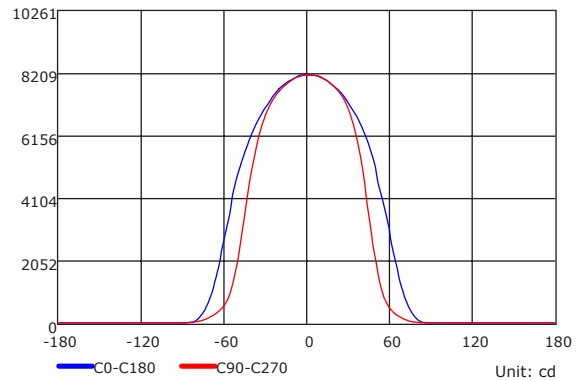
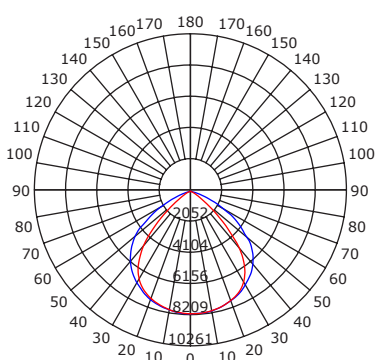
- 0.1fc
- 0.2fc
- 0.5fc
- 1fc
- 2fc
- 5fc
- 10fc

140W 5000K Ground Mount:  
6' above ground, 10 degrees above horizontal,  
Shining towards building exterior wall @ 35' away



- 0.1fc
- 0.2fc
- 0.5fc
- 1fc
- 2fc
- 5fc
- 10fc

### Luminous Intensity Distribution Curve

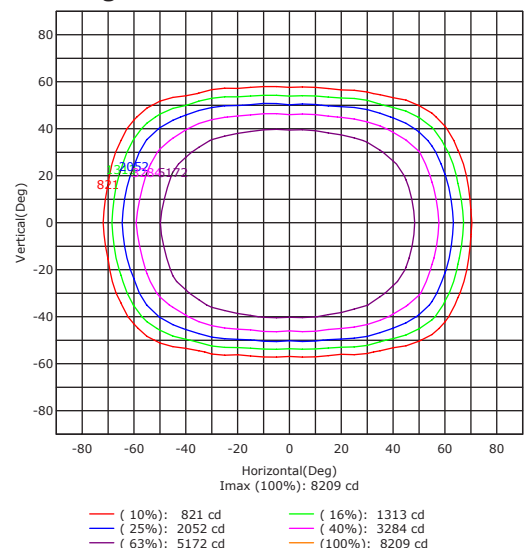



### Illuminance at a Distance

Dist(m)	Enadir(lx)	Dh/Dv B(m)	S B(sq.m)	Eav B(lx)
1.0	8202.322	.82/1.90	4.4	1746.38
2.0	2050.585	.64/3.79	17.6	436.59
3.0	911.37	8.46/5.69	39.7	194.04
4.05	12.65	11.28/7.58	70.5	109.15
5.0	328.09	14.10/9.48	110.2	69.86
6.0	227.84	16.91/11.38	158.7	48.51
7.0	167.39	19.73/13.27	216.13	5.64
8.0	128.16	22.55/15.17	282.2	27.29
9.0	101.26	25.37/17.06	357.2	21.56
10.0	82.02	28.19/18.96	440.9	17.46

Dh Dv Beam Angle(B): H109.3 V86.9 Field Angle(F): H141.8 V113.4

### Isocandela (Rectangle)









# KT-FLED140PSHV-R2X-UNV-8CSB-VDIM

## HIGH POWER FLOODLIGHT

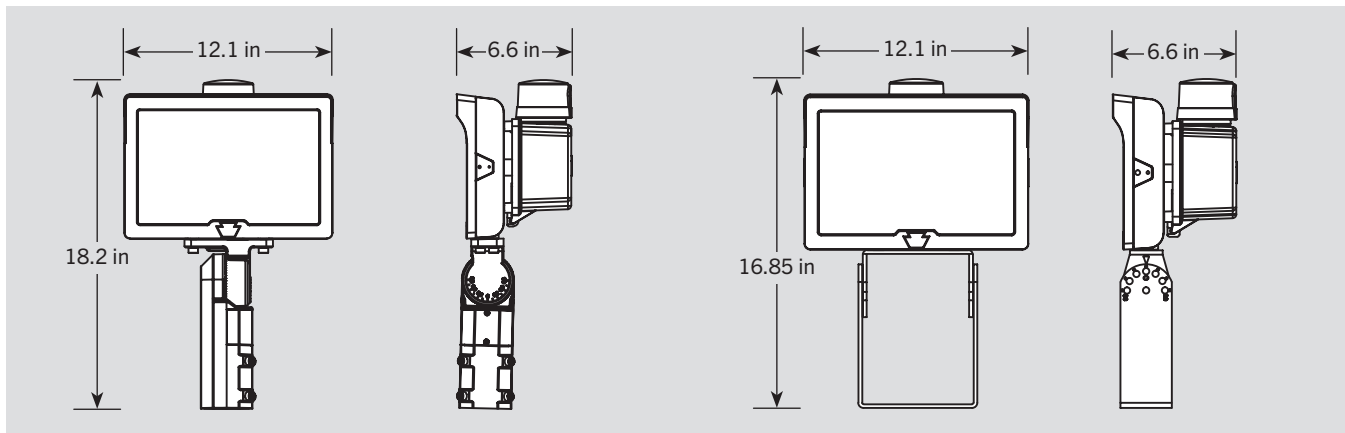
### EPA SPECIFICATIONS

#### Small-Size Fixture Housing


- Conditions: Horizontal winds only for calculations. Worst case total projected area used for calculations.
- All drag coefficients are set as worst case 1.2.
- For details on exact EPA calculations and assumptions, please contact [productsupport@keystonetech.com](mailto:productsupport@keystonetech.com)


EPA Calcs (1.2*ft^2   View)			Single Fixture	2 Fixtures at 90°	2 Fixtures at 180°
Mounting Application	Fixture Position	Housing Size			
 Slip Fitter Mount	45°	S (140W)	1.089 sq. ft.	1.778 sq. ft.	1.377 sq. ft.

### PHYSICAL SPECIFICATIONS



### EXPLODED VIEW





# KT-FLED140PSHV-R2X-UNV-8CSB-VDIM

## HIGH POWER FLOODLIGHT

### ORDERING INFORMATION

Catalog Number	Easy Code	UPC
KT-FLED140PSHV-R2B-UNV-8CSB-VDIM	OZC-04	843654138640
KT-FLED140PSHV-R2C-UNV-8CSB-VDIM	BGQ-26	843654145570
KT-FLED140PSHV-R2D-UNV-8CSB-VDIM	PDF-24	843654145600

### ACCESSORIES (INCLUDED)

Catalog Number	DescriptionC	Color
KT-TLP-HV-3PN	NEMA-Type 3-Pin Photocell; 277-480V; 1800VA max	Yellow



### ACCESSORIES (SOLD SEPARATELY)

Catalog Number	Description
KT-FLED-GS-R2-1-KIT	Glare shield for 140W Fixture



### CATALOG NUMBER BREAKDOWN

# KT-FLED140PSHV-R2X-UNV-8CSB-VDIM

1
2
3
4
5
6
7
8
9
10
11
12
13

- 1 Keystone Technologies
- 2 Floodlight LED
- 3 Max Wattage
- 4 Power Select
- 5 High Voltage
- 6 Shape
- 7 Style
- 8 Distribution
- 9 Mounting
- 10 80 CRI
- 11 Color Select
- 12 Color Select Designation
- 13 0-10V Dimming


6 Shape	
R	Rectangular

7 Style	
2	Series 2

8 Distribution	
B	NEMA 7H x 6V Beam Spread
C	NEMA 6H x 6V Beam Spread
D	NEMA 5H x 5V Beam Spread

9 Mounting	
UNV	Universal

12 Color Select Designation	
B	3000/4000/5000K



# KT-FLED290PSHV-R2X-UNV-8CSB-VDIM

## HIGH POWER FLOODLIGHT

**DESCRIPTION**

High Power Floodlight | Power Select | Color Select | 277-480V | 80 CRI | Bronze Housing

**APPLICATION**

Ground, pole, or building mount applications (parking lots, auto dealerships, building facades, signs, recreational venues, general area lighting)




**PRODUCT FEATURES**

- Keystone Power Select technology (290/210W)
- Keystone Color Select technology (3000/4000/5000K)
- High power floodlight with innovative design based on established floodlight principles
- Die cast aluminum housing, with optional glare shield accessory (sold separately)
- Heavy duty, interchangeable slipfitter and trunnion mount options included
- Suitable for ground, pole, or building mount applications
- 3 pin twist lock photocell and shorting cap included with NEMA/ANSI C136.10 3 pin twist lock receptacle
- Precision-crafted optics lens with NEMA 7H x 6V, 6H x 6V, and 5H x 5V options available. See below chart for details.
- Keystone 0-10V dimming driver with 12V AUX power tap and 6kV surge protection
- Ambient operating temperature: -40°C/-40°F - 50°C/122°F
- UL and DLC listed, IP65 rated
- Power factor: > 0.95
- THD: < 20%
- LED chip lifetime: L70 > 100,000 hrs @ 25°C/77°F ambient fixture temperature
- Meets FCC Part 15, Part B, Class A standards for conducted and radiated emissions

**PRODUCT SPECIFICATIONS**

Catalog Number	Selectable Wattage	Selectable CCT	Lumen Output	Efficacy	Input Voltage	CRI	Dimming	Mounting	Dist Pattern	Photocell	Rated Life	Legacy Equivalent
KT-FLED290PSHV-R2B-UNV-8CSB-VDIM	290W	3000K	34800	120 lm/W	277 - 480V	>80	0-10V	Universal: 2 3/8" Slip Fitter or Trunnion	7H x 6V	Included	50,000 Hours	1000W MH
KT-FLED290PSHV-R2C-UNV-8CSB-VDIM		4000K	40600	140 lm/W					6H x 6V			
		5000K	37700	130 lm/W								
KT-FLED290PSHV-R2D-UNV-8CSB-VDIM	210W	3000K	27300	130 lm/W								
		4000K	29400	140 lm/W					5H x 5V			
		5000K	28350	135 lm/W								

\*Note: fixtures with 6H x 6V or 5H x 5V optics are assembled to order. Lead times may apply.

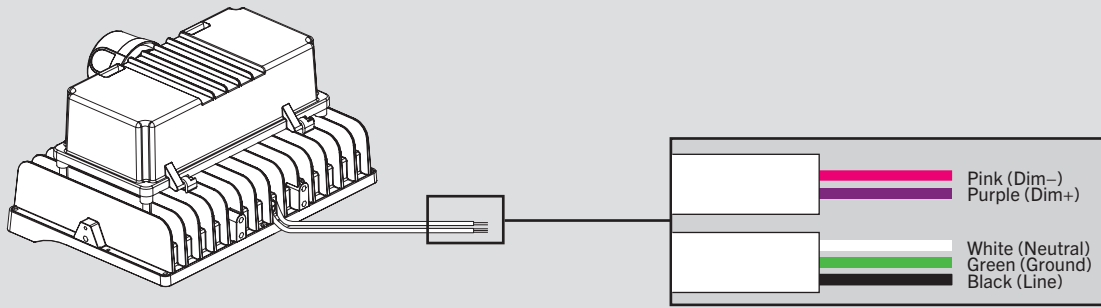
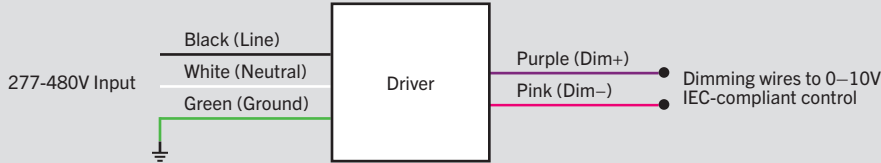


# KT-FLED290PSHV-R2X-UNV-8CSB-VDIM

## HIGH POWER FLOODLIGHT

### WIRING DIAGRAM


#### GENERAL WIRING DIAGRAM



### POWER AND COLOR SELECT INSTRUCTIONS

This fixture is equipped with field-adjustable selectable wattage and selectable CCT technology.

1. Ensure power is off to the fixture.
2. Unscrew the gasketed caps from the back of the fixture as shown in the images below.
3. Adjust dip switches to desired settings.
4. Screw on gasketed caps.
5. Restore power to fixture.



KT-FLED140PS-R2B-UNV-8CSB-VDIM



KT-FLED290PS-R2B-UNV-8CSB-VDIM

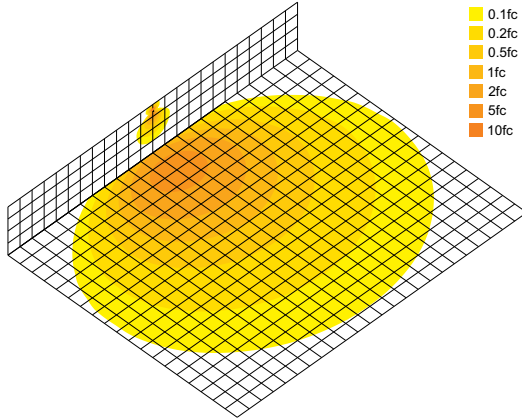


# KT-FLED290PSHV-R2X-UNV-8CSB-VDIM

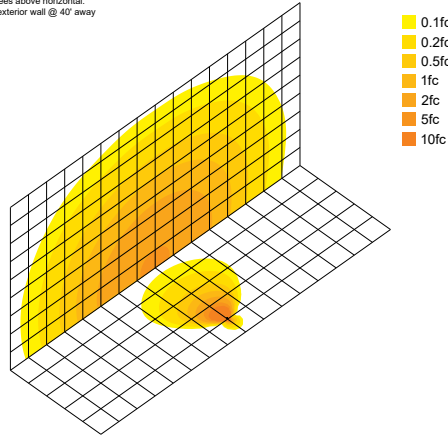
## HIGH POWER FLOODLIGHT

### PHOTOMETRICS

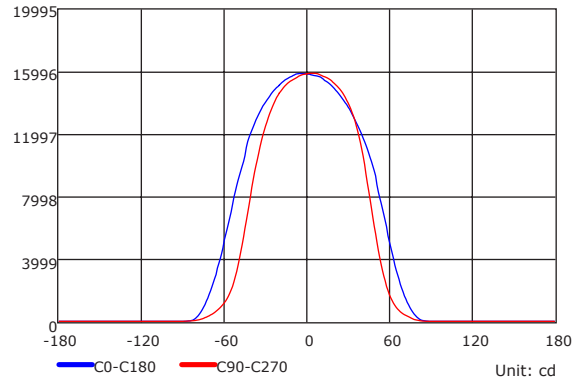
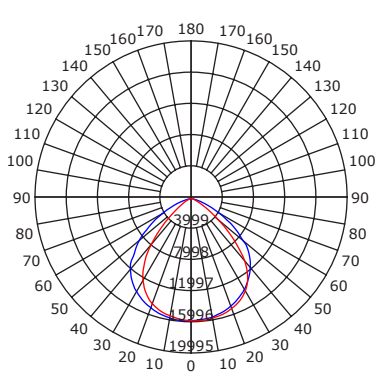
290W 5000K Building Mount: Building exterior mounted at 35', 30 degrees below horizon




290W 5000K Ground Mount:  
6' above ground, 10 degrees above horizontal.  
Shining towards building exterior wall @ 40' away



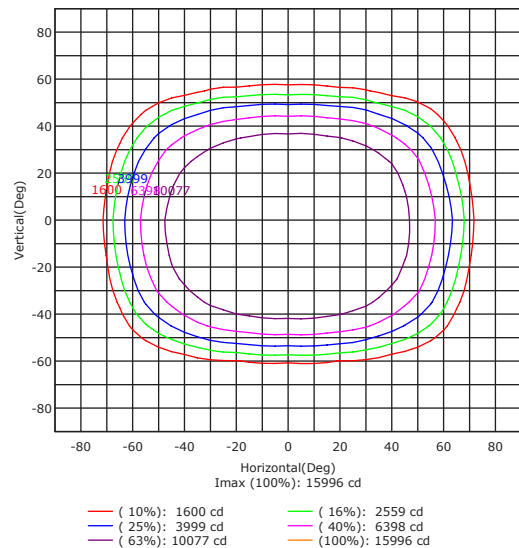
### Luminous Intensity Distribution Curve




### Illuminance at a Distance



### Isocandela (Rectangle)







# KT-FLED290PSHV-R2X-UNV-8CSB-VDIM





## HIGH POWER FLOODLIGHT

### EPA SPECIFICATIONS

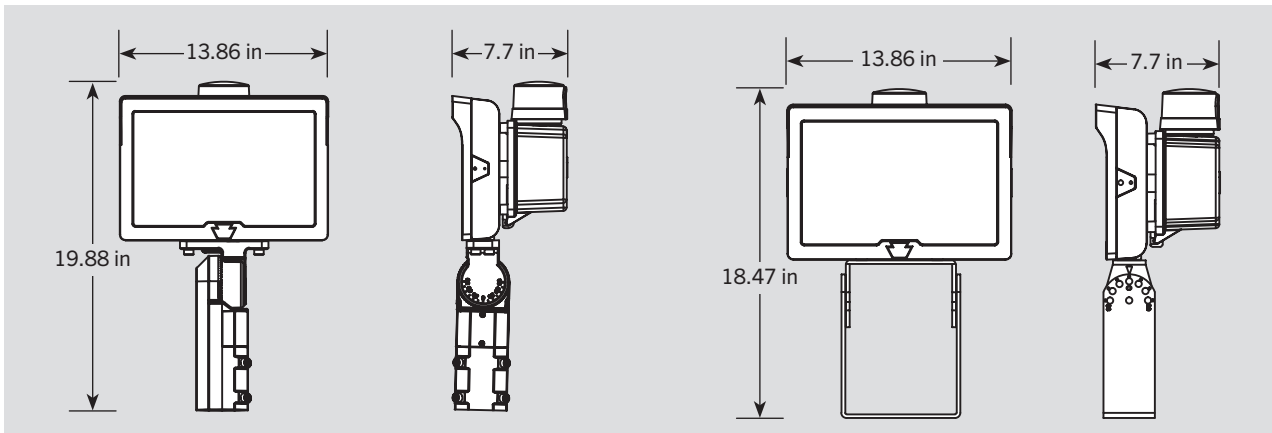
#### Small-Size Fixture Housing

- Conditions: Horizontal winds only for calculations. Worst case total projected area used for calculations.
- All drag coefficients are set as worst case 1.2.
- For details on exact EPA calculations and assumptions, please contact [productsupport@keystonetech.com](mailto:productsupport@keystonetech.com)

EPA Calcs (1.2\*ft<sup>2</sup> | View)


Mounting Application	Fixture Position	Housing Size	Single Fixture	2 Fixtures at 90°	2 Fixtures at 180°
					
Slip Fitter Mount 	45°	L (290W)	1.139 sq. ft.	1.831 sq. ft.	1.384 sq. ft.

### PHYSICAL SPECIFICATIONS



### EXPLODED VIEW





# KT-FLED290PSHV-R2X-UNV-8CSB-VDIM

## HIGH POWER FLOODLIGHT

**ORDERING INFORMATION**

Catalog Number	Easy Code	UPC
KT-FLED290PSHV-R2B-UNV-8CSB-VDIM	HNG-71	843654138671
KT-FLED290PSHV-R2C-UNV-8CSB-VDIM	NNB-24	843654145655
KT-FLED290PSHV-R2D-UNV-8CSB-VDIM	HKF-40	843654145686

**ACCESSORIES (INCLUDED)**

Catalog Number	DescriptionC	Color
KT-TLP-HV-3PN	NEMA-Type 3-Pin Photocell; 277-480V; 1800VA max	Yellow



**ACCESSORIES (SOLD SEPARATELY)**

Catalog Number	Description
KT-FLED-GS-R2-2-KIT	Glare shield for 290W Fixture



**CATALOG NUMBER BREAKDOWN**

KT-FLED290PSHV-R2X-UNV-8CSB-VDIM

- 1 Keystone Technologies
- 2 Floodlight LED
- 3 Max Wattage
- 4 Power Select
- 5 High Voltage
- 6 Shape
- 7 Style
- 8 Distribution
- 9 Mounting
- 10 80 CRI
- 11 Color Select
- 12 Color Select Designation
- 13 0-10V Dimming

**6 Shape**

R	Rectangular
---	-------------

**7 Style**

2	Series 2
---	----------

**8 Distribution**

B	NEMA 7H x 6V Beam Spread
C	NEMA 6H x 6V Beam Spread
D	NEMA 5H x 5V Beam Spread

**9 Mounting**

UNV	Universal
-----	-----------

**12 Color Select Designation**

B	3000/4000/5000K
---	-----------------