

FEATURES

Application

The EVHC series is a high lumen output emergency lighting unit designed for high mounting height applications. The EVHC Series has a flame-rated, UV stable thermoplastic housing and a lightly textured white or black finish. Integral LED based lamp-heads are fully adjustable. Unit provides a full 90 minutes of emergency lighting. Includes micro-controller based 3-stage charger and Lithium Iron Phosphate (LiFePO) battery. The EVHC accepts 120 through 277VAC input at 50 or 60Hz. The EVHC-EasyID adds a highly visible status panel that indicates a malfunction, or battery needs replacement. This panel works with Spectron self-test, self-diagnostics. The EasyID models also include an easy access battery compartment. The EVHC is not designed for self-diagnostic operation at 220-240VAC.

Construction

The EVHC series housing and back-plate are made from durable injection molded ABS thermoplastic. Lamp-head front halves are made of die-cast aluminum for thermal dissipation. Back half of lamp-head made of glass filled thermo-plastic. LED lens are made of poly-carbonate.

Installation

Universal mounting template molded in the back plate aids in quick installation. Unit mounts to all single gang and standard 3 1/2" and 4" square or octagonal electrical boxes. Conduit entry through a molded-in knock-out at the top center and at the upper half of each side. Fixture includes a battery compartment and door, which allows easy access to the battery assembly and connection for ease of service. Pre-stripped AC input leads provided. Unit may be ceiling or wall mounted.

Illumination

The EVHC series provides bright and uniform illumination and is specifically designed for higher mounting heights above 9'. Coverage provided by 2 integrally mounted lamp-heads using 3 high power LEDs each. The LEDs are located in a specially designed heat dissipating lamp-head, which is fully adjustable. The EVHC6L-WM photometrics are available for download at www.dual-lite.com.

Compliances

Listed to UL924 Standard, NFPA 101, NFPA 70
Damp Location Listed

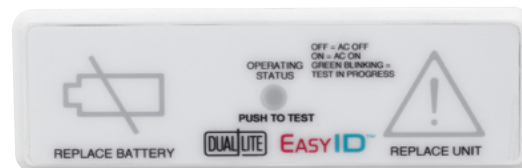
Warranty

LED Lifetime Warranty

Catalog Number	
Comments	Type



EasyID Alert System



ACCESSORIES

- EVHCR2** Double Remote
- WGA3** Wire Guard - 10"H x 14"L x 6"D



NOTE: The EVHC12 with remote capacity will only power the EVHCR2 shown above. The EVHC12 is not designed to run any other remote.

ORDERING GUIDE

EVHC

Model	Capacity	Self-Diagnostics	Finish	Options
	6 6 Watts 12 12 Watts	Blank No Self-Diagnostics I Spectron® Self-Diagnostics ³ ID EasyID Status Panel with Battery Compartment ^{2,3,4}	Blank White B Black	06L 6 watt LED lamps ¹

¹ Only available on EVHC with 12 watt capacity

² ID option only available in white finish

³ Not for use with 220-240VAC input

⁴ Only available with EVHC6ID and EVHC12ID-06L



EVHC Series

High Lumen LED Emergency Light

SPECIFICATIONS

Additional Ordering Information

	Battery	Capacity	Lamp(w)	Lumens per Lamp	Remote Watts	Run-Time	Extended Runtime	Remote Capable	Remote Part Number
EVHC6	LiFePO ₄	6 watts	3 watts	326	0	90 min	No	No	N/A
EVHC6I	LiFePO ₄	6 watts	3 watts	326	0	90 min	No	No	N/A
EVHC12	LiFePO ₄	12 watts	3 watts	326	6	90 min	Yes	Yes	EVHCR2
EVHC12I	LiFePO ₄	12 watts	3 watts	326	6	90 min	Yes	Yes	EVHCR2
EVHC12-06L	LiFePO ₄	12 watts	6 watts	546	0	90 min	No	No	N/A
EVHC12I-06L	LiFePO ₄	12 watts	6 watts	546	0	90 min	No	No	N/A

Electronics

Upon failure of the normal utility power, a solid-state transfer switch automatically activates the emergency LED lamp-heads. Upon resumption of normal utility power, the battery is disconnected from the load and recharged through a micro-controller based 3-stage charger. The battery is a maintenance-free Lithium Iron Phosphate (LiFePO₄) type. The EVHC series accepts 120 through 277VAC at 50 or 60 Hz. A low voltage battery disconnect (LVD) feature protects the battery from severe damage during prolonged power failures. Manual testing is available at any time using the push-to-test button.

The EVHCR2 can be mounted up to 53' using 18 gage wire.

Number of Lamps: 2 lamp-heads with 3 high-power LEDs per head

Lamp Color: Cool White, 5000K

Total Lamp Output: Standard Model, 326 lumens per lamp-head
Optional 6W Lamps, 546 lumens per lamp-head

Rated LED lifecycle: greater than 100,000 hrs.

Standard Features Include:

- Intelligent 2-wire input
- External push-to-test switch and AC-on indicator
- Battery re-charge within 24 hours
- AC Lock-out circuit
- Low voltage battery disconnect
- Conduit entry knock-out located at the top center and upper half of each side
- Micro-controller based 3-stage charger
- Flashing trouble code for "Battery Disconnect" or "Charger Fault"

Optional Features:

- Self-diagnostics monitors LED status, LED driver circuit, battery capacity and charger function and displays any fault detection by means of a flashing code
- Self-Test feature automatically runs a 1 minute test once a month and an alternating 30 or 60 minute test once every 6 months. Multi-color LED indicator provides visible fault detection and charging status
- User initiated 1, or 90-minute system test feature
- 15 minute re-transfer delay
- Automatic unit transfer in brown-out conditions (below 80% of nominal AC input voltage)
- "EasyID" option allows for easy battery replacement with no access to high voltage components. Includes polarity sensitive connector.

Operating Temperature Range:

Damp Listed: 50° to 104°F (10° to 40°C)

Web: www.dual-lite.com • Tech Support: (866)-313-3909
701 Millennium Blvd. • Greenville, SC 29607 U.S.A.
© 2017 Dual-Lite, a division of Hubbell Lighting, Inc., All Rights Reserved
Specifications subject to change without notice. • Printed in U.S.A.

Input Power Consumption


	Input Volts	Amps.	Max. Watts
EVHC6	120	0.028	2.3
	277	0.028	2.2
EVHC6I	120	0.023	2.3
	277	0.028	2.2
EVHC12	120	0.040	3.7
	277	0.040	4.0
EVHC12I	120	0.035	3.7
	277	0.040	4.0

Maintenance Mode Power Consumption -
120 VAC - 0.32W; 277 VAC - 0.36W

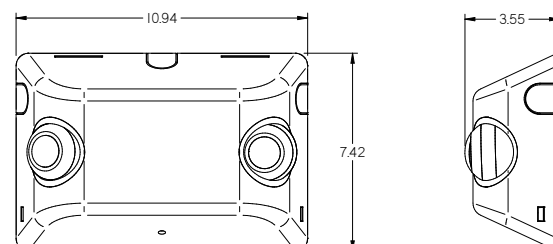
EasyID Alert System

This unit includes a highly visual alert system to communicate two failure modes which consist of "Replace Battery" or "Replace Unit". The system works in conjunction with the Spectron Self-Test/Self-Diagnostic functionality. If a malfunction occurs, the unit will flash a Service Alert code which is associated with either failure mode. In the case of REPLACE BATTERY, a new battery must be installed. In the case of REPLACE UNIT, the unit must be replaced. When the unit is in a serviceable condition, neither of the failure modes are illuminated and the green LED is On. Additional information can be found on the Instruction Sheet.

EasyID Status Panel

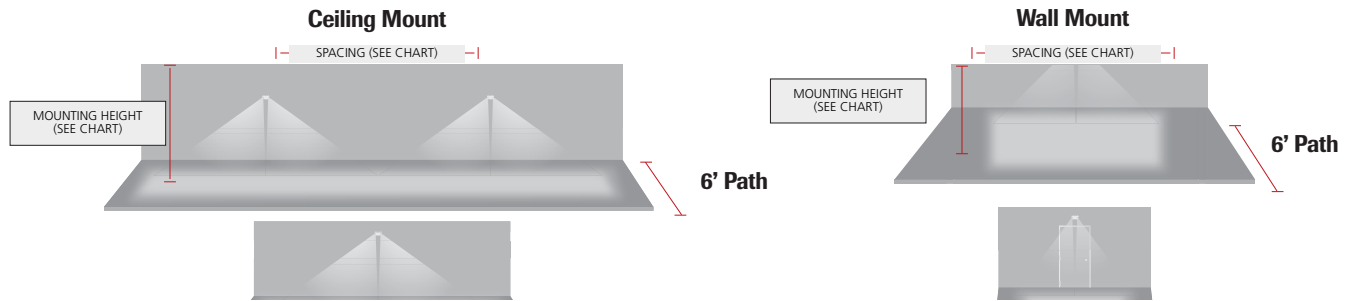


DIMENSIONS



603890_DL_EASYID_SPEC 11/17

APPLICATION INFORMATION



* Multiple unit spacing based on 6' path

	Ceiling Mount					Wall Mount	
EVHC	CH=30', R=10/10/10					CH=9' R=80/50/20	
Mounting Height	20'	18'	16'	14'	12'	10'	7.5'
Max Spacing @ 1 FC Avg	40'	42'	44'	47'	49'	51'	57'
Max Spacing @ 1 FC Min	26'	25'	24'	23'	22'	20'	23'

	Ceiling Mount					Wall Mount	
EVHC - 06L	CH=30', R=10/10/10					CH=9' R=80/50/20	
Mounting Height	20'	18'	16'	14'	12'	10'	7.5'
Max Spacing @ 1 FC Avg	62'	65'	67'	70'	72'	75'	83'
Max Spacing @ 1 FC Min	35'	33'	32'	31'	29'	27'	34'

Meets Life Safety Code minimum illuminance of 0.1 fc and average illuminance of 1.0 fc.
Assumes open space with no obstructions, wall mounting height shown in above table,
ceiling mounting height shown in above table and reflectances of 80/50/20.
Photometry files available on the Dual-Lite web site (www.dual-lite.com).