


CHLORIDE

by Signify

Exit/Emergency

Fusion

Polycarbonate recessed
emergency unit



Project: _____
Location: _____
Cat.No: _____
Type: _____
Lamps: _____ Qty: _____
Notes: _____

Example: F1WIC

F	1		IC	
Series	Wattage	Housing Finish	Model Designator	Options
F – Fusion Concealed Emergency Unit	1 – 72 W	W – White B – Black	IC – Intelli- Charge Diagnostics	EX – Special Input Transformer (specify voltage & frequency) ¹ T – Self-Testing Diagnostics TA – Audible Self-Testing Diagnostics TD – Time Delay ² TP – Tamperproof

Footnotes

- ¹ Some options impact UL listing. Consult factory for specifics.
- ² 15 minute time delay
- ³ Consult Signify to confirm whether specific accessories are BAA-compliant.

Accessories³ (Order Separately)

FBHK – Bar Hanger Kit for Mechanical Ceilings
T15TPTOOL – Tamperproof Screwdriver
WMLK – Wall Mount Lens Kit
CMLK – Ceiling Mount Lens Kit
ICIR – Intelli-Charge Infra-Red Remote

codes and standards

- UL 924 listed for insulated ceiling systems (IC rated)
- NFPA 101, NEC, IBC, BOCA, and OSHA illumination standard
- Meets ADA specifications for wall mounted lighting fixtures

construction

- Backbox constructed of 20 gauge galvanized steel.
- Flush cover and diffusers constructed of impact resistant polycarbonate.
- Faceplate may be painted or wall-papered to match wall or ceiling decor.

installation

- Suitable for wall or ceiling mounting.
- Wall mounted units can be fastened to wood or metal studs from either the left or right side.
- Mechanical ceiling mounting is accomplished with grid ceiling bar hangers (ordered separately).
- Mechanical or sheetrock ceiling installation is enabled using optional bar hangers and/or structural support wire (supplied by others).

electronics

- 120/277 VAC dual voltage input with surge protection is standard on all models.
- All models feature the Intelli-Charge circuit where the charging system is microprocessor driven with software embedded diagnostic routine and temperature compensation.
- All models include brownout detection, AC lockout, low voltage disconnect, AC power indicator, charge status indicator, audible user-interface controls, visual LED system fault indicator, and tactile push-to-test switch.
- Additional equipment safety features include reverse battery polarity detection and protection, and reverse utility power detection and protection.
- All models include an on-board IR receiver for use with the optional hand-held remote (ICIR).
- (optional self-testing electronics) The diagnostic/charging platform with optional self-testing mode automatically runs a one minute self-test once a month and a 30 minute test on the sixth and twelfth month in accordance with NFPA 101.
- A one minute or 90 minute test may be initiated via the push to test switch on the unit or by activating the appropriate test command on the optional IR test device.
- Power Consumption
.27 A (120 VAC), .13 A (277 VAC)
- Operating temperature range 65°F (19°C) to 85°F (30°C)

lamps

- Illumination is provided by two high performance 35 W MR16 lamps combined with a reflector system.
- Optical assemblies can be rotated from 0° to 90° for corner installations.
- The Fusion is supplied with ceiling mount optics. Wall mount units require the wall mount lens kit accessory (WMLK).

battery

- Maintenance free sealed lead calcium batteries with an estimated service life of 5 to 7 years.
- Provides a minimum of 90 minutes emergency illumination.

warranty

- Five full year on electronics and unit (excluding lamps).

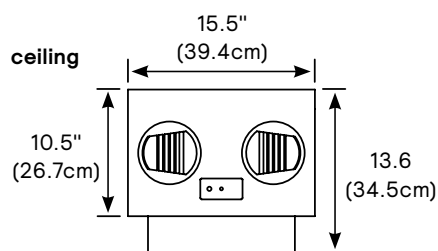


F1 Polycarbonate recessed emergency unit

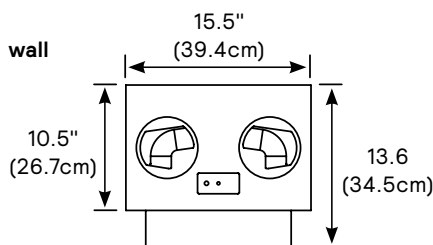
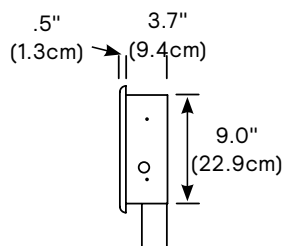
options

- EX - The special input transformer option allows for input voltage and frequencies beyond the standard 120/277 VAC, 60 Hz input.
- T - The self-testing option enables a periodic self-test of the equipment where a test routine is established to perform a one minute test once a month with a 30 minute test performed on the sixth and twelfth month in accordance with NFPA 101. Equipment readiness faults are indicated with a visual LED display.
- TA - The audible self-testing option enables a periodic self-test of the equipment where a test routine is established to perform a one minute test once a month with a 30 minute test performed on the sixth and twelfth month in accordance with NFPA 101. Equipment readiness faults are indicated with a visual LED display and an audible alarm.
- TD - The time delay circuit causes the emergency lighting equipment to remain under battery power for a period of 15 minutes after the utility power has been restored.
- TP - The tamperproof option provides torx T15 hardware with center pin reject and the bit required to secure and access the equipment for future servicing.

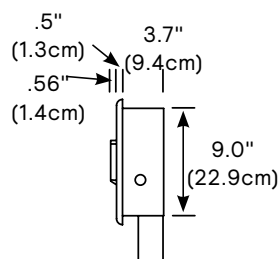
dimensions



ceiling version before installation



wall version before installation




F1 Polycarbonate recessed emergency unit

performance

Meets Life Safety Code illumination standard; average of 1.0 FC, no point less than 0.1 FC, max to min ratio of 40:1. Assumes open space with no obstructions, mounting height: 7.5' and reflectances: 80/50/20. Analysis based on independently tested photometrics.

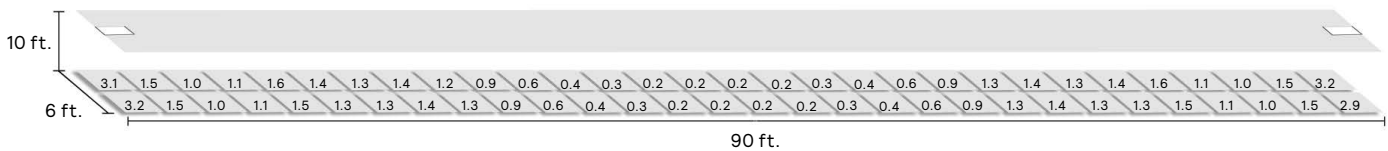
Recessed Wall Mount Version, 7.5' AFF, Two Fixtures



Test No.: 30608

Average initial footcandles at floor = 1.00 Minimum initial footcandles at floor = .3
Maximum initial footcandles at floor = 2.2 Maximum to minimum ratio = 7.33

Recessed Ceiling Mount Version, 10' AFF, Two Fixtures



Test No.: 30607

Average initial footcandles at floor = 1.07 Minimum initial footcandles at floor = .2
Maximum initial footcandles at floor = 4.8 Maximum to minimum ratio = 24.00

1.5

Buy American Act of 1933 (BAA):

This product is manufactured in one of our US factories and, as of the date of this document, this product was considered a commercially available off-the-shelf (COTS) item meeting the requirements of the BAA. This BAA designation hereunder does not address (i) the applicability of, or availability of a waiver under, the Trade Agreements Act, or (ii) the "Buy America" domestic content requirements imposed on states, localities, and other non-federal entities as a condition of receiving funds administered by the Department of Transportation or other federal agencies. Prior to ordering, please visit www.signify.com/baa to view a current list of BAA-compliant products to confirm this product's current compliance.



© 2021 Signify Holding. All rights reserved. The information provided herein is subject to change, without notice. Signify does not give any representation or warranty as to the accuracy or completeness of the information included herein and shall not be liable for any action in reliance thereon. The information presented in this document is not intended as any commercial offer and does not form part of any quotation or contract, unless otherwise agreed by Signify.

Signify North America Corporation
200 Franklin Square Drive,
Somerset, NJ 08873
Telephone 855-486-2216

Signify Canada Ltd.
281 Hillmount Road,
Markham, ON, Canada L6C 2S3
Telephone 800-668-9008

All trademarks are owned by Signify Holding or their respective owners.