



KT-HBLEDD60-1.5F-8XX-VDIM-P /G2

LED HIGH BAY FIXTURE

DESCRIPTION

Complete Compact LED High Bay Fixture

APPLICATION

Used for commercial and industrial high bay lighting applications



PRODUCT FEATURES

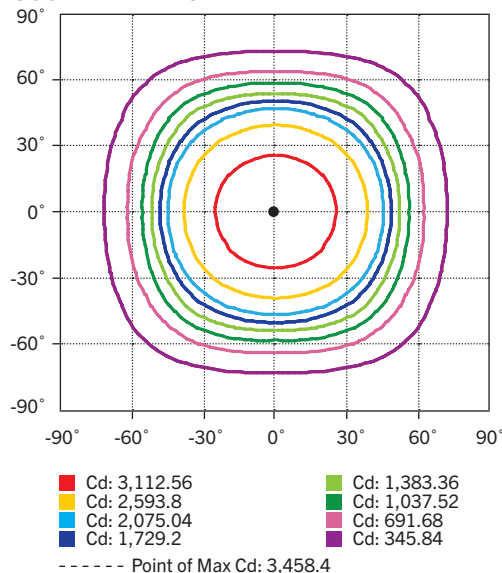
- Architectural grade compact design
- Designed to accept easy screw-in installation of optional sensors via 1/2" threaded receptacle in driver cover
- Compatible with Keystone SmartSafe emergency LED drivers (see accessories section for details)
- Powered by Keystone 0–10V dimming LED drivers with 12V Aux
- Frosted lens eliminates glare
- V-hook and chain mounting accessories included
- UL Listed 1598: Suitable for dry and damp locations
- Ambient operating temperature: –20°C/–4°F to 50°C/122°F
- THD: < 20%
- PF: > 0.90
- LED chip lifetime: L70 >100,000 hrs @ 25°C/77°F ambient fixture temp.

PERFORMANCE SPECIFICATIONS

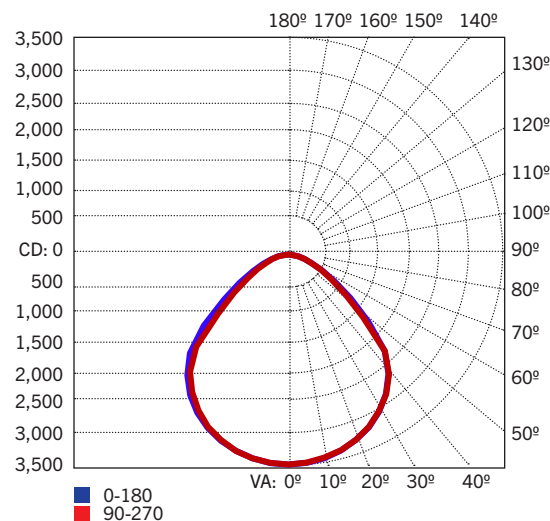
CATALOG NUMBER	NOMINAL LENGTH	INPUT VOLTAGE	CCT	WATTAGE	LUMEN OUTPUT	EFFICACY	CRI	POWER FACTOR	LIFETIME
KT-HBLEDD60-1.5F-840-VDIM-P /G2	1.5 ft.	120–277V	4000K	60W	9,000	150 lm/W	>80.0	>0.90	50,000 hrs
KT-HBLEDD60-1.5F-850-VDIM-P /G2	1.5 ft.	120–277V	5000K	60W	9,060	151 lm/W	>80.0	>0.90	50,000 hrs

PHOTOMETRIC SPECIFICATIONS

ISOCANDELA PLOT



POLAR CANDELA DISTRIBUTION



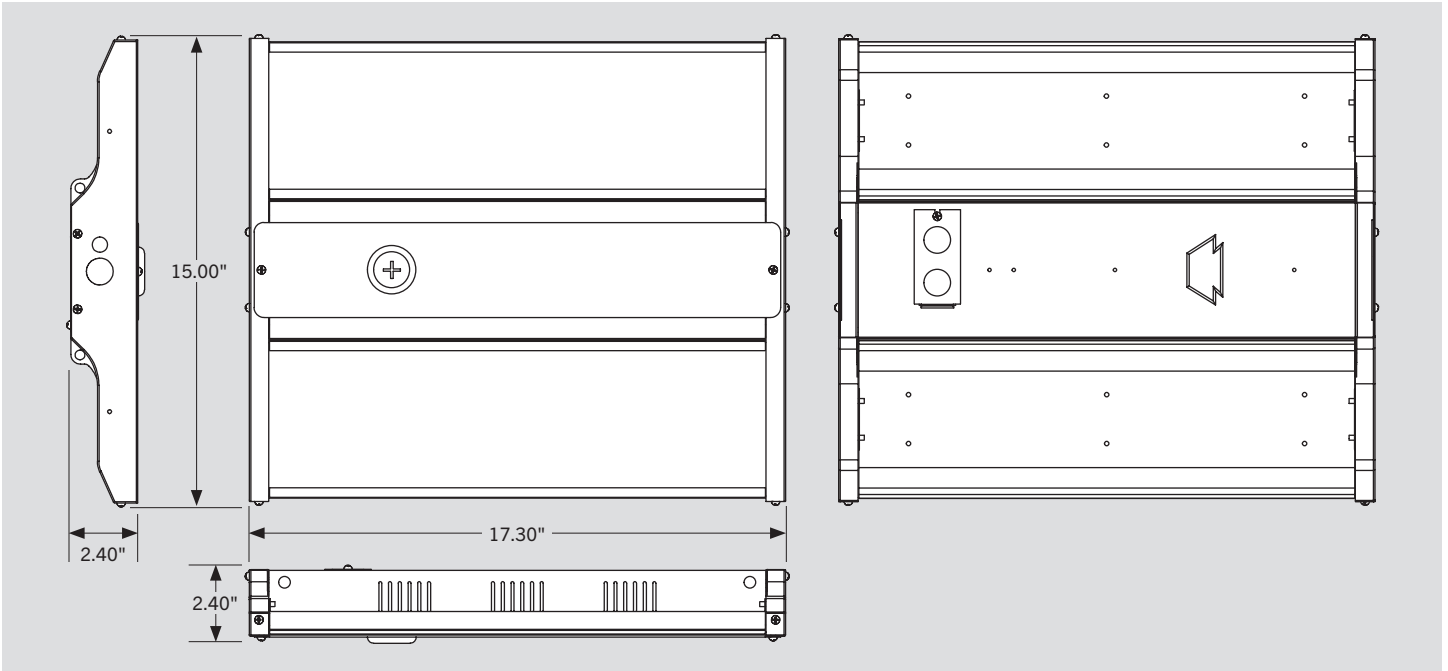
ZONAL LUMEN SUMMARY

Zone	Lumens	% Luminaire
0–20	1,271	15.20%
0–30	2,718	32.60%
0–40	4,466	53.50%
0–60	7,322	87.80%
0–90	8,341	100%

KT-HBLEDD60-1.5F-8XX-VDIM-P /G2

LED HIGH BAY FIXTURE

PHYSICAL SPECIFICATIONS







KT-HBLEDD60-1.5F-8XX-VDIM-P /G2

LED HIGH BAY FIXTURE

ACCESSORIES

SENSORS

Factory-Installable OR Field-Installable (field-installable purchased separately)


✓	SUFFIX*	CATALOG NUMBER	DESCRIPTION	UPC	EASY CODE
	/HBFC1	KTSL-HBFC1-UV-KO-PIR	Smart Loop Bluetooth mesh PIR occupancy sensor with built-in fixture controller 	843654129266	AEJ-50
	/FC3	KTSL-FC3-12V-PKO-PIR	Smart Loop Bluetooth mesh screw-in PIR occupancy sensor with built-in fixture controller. No wiring required. 	843654138862	OCW-60
	/PIR2	KTS-PIR2-UV-KO	PIR sensor for high bay fixtures; Preset for 5 min hold time, 10 min standby time at 10% dim, daylight disabled	843654123288	IOF-04
	/PIR-A	KTS-PIR3-12V-PKO /A	Smart Port PIR sensor for high bay fixtures; Preset for 1 min hold time, 3 min standby time at 30% dim, daylight disabled	843654133638	RXQ-30
	/PIR-B	KTS-PIR3-12V-PKO /B	Smart Port PIR sensor for high bay fixtures; Preset for 5 min hold time, 10 min standby time at 10% dim, daylight disabled	843654133645	LEF-34
	/MW3-A	KTS-MW3-12V PKO /A	Smart Port Microwave Occupancy sensor for high bay fixtures; Preset for 1 min hold time, 3 min standby time at 30% dim, daylight disabled	843654133317	XYR-25
	/MW3-B	KTS-MW3-12V PKO /B	Smart Port Microwave Occupancy sensor for high bay fixtures; Preset for 5 min hold time, 10 min standby time at 10% dim, daylight disabled	843654133324	SPF-37



* For factory installation of accessory, add suffix to fixture part number (see ordering examples and instructions on last page of spec sheet).

Field-Installable / Field-Use ONLY (purchased separately)

CATALOG NUMBER	DESCRIPTION	UPC	EASY CODE
KTS-MW3-REMOTECONTROL	Remote control for KTS-MW3-12V-PKO /A or /B and KTS-PIR3-12V-PKO /A or /B sensors. Used to set and adjust all sensor settings, including high-end trim brightness, sensitivity, hold time, daylight threshold, stand-by time, and stand-by dimming level.	843654132020	XSR-61



(Accessories continued on next page)

KT-HBLED60-1.5F-8XX-VDIM-P /G2

LED HIGH BAY FIXTURE

ACCESSORIES (continued)

CORD SETS

Factory-Installable OR Field-Installable (field-installable purchased separately)

✓	SUFFIX*	CATALOG NUMBER	DESCRIPTION	UPC	EASY CODE
	/515P6	KT-CS-515P-6-18/3	Cord set for high bay; 125V NEMA 5-15P; straight blade plug; 6' SJTOW cable; 18/3 wire	843654140124	UKH-26
	/L715P10	KT-CS-L715P-10-16/3	Cord set for high bays; 277V NEMA L7-15P; twist lock plug; 10' SJTOW cable; 16/3 wire	843654140131	SFV-88
	/L615P10	KT-CS-L615P-10-16/3	Cord set for high bays; 250V NEMA L6-15P; twist lock plug; 10' SJTOW cable; 16/3 wire	843654140148	ZQS-05
	/L515P10	KT-CS-L515P-10-16/3	Cord set for high bays; 250V NEMA L5-15P; twist lock plug; 10' SJTOW cable; 16/3 wire	843654140155	GVH-22
	/L715P6	KT-CS-L715P-6-16/3	Cord set for high bays; 277V NEMA L7-15P; twist lock plug; 6' SJTOW cable; 16/3 wire	843654140162	DVU-44
	/L615P6	KT-CS-L615P-6-16/3	Cord set for high bays; 250V NEMA L6-15P; twist lock plug; 6' SJTOW cable; 16/3 wire	843654140179	LCW-66
	/L515P6	KT-CS-L515P-6-16/3	Cord set for high bays; 250V NEMA L5-15P; twist lock plug; 6' SJTOW cable; 16/3 wire	843654140186	POC-82
	/MC63	KT-MC-NP-6-18/3	MC cable whip for high bays; no plug; inners 1/2" strip on both ends; 6' metal-clad cable; 18/3 wire	843654134505	EYP-82
	/MC65	KT-MC-NP-6-18/5	MC cable whip for high bays; no plug; inners 1/2" strip on both ends; 6' metal-clad cable; 18/5 wire (dimming wires included)	843654134512	CBU-56
	/NP10	KT-CS-NP-10-16/3	Cord for high bays; no plug; inners 1/2" strip on both ends; 10' SJTOW cable; 16/3 wire	843654140193	YOH-90
	/NP6	KT-CS-NP-6-16/3	Cord for high bays; no plug; inners 1/2" strip on both ends; 6' SJTOW cable; 16/3 wire	843654140216	HUB-73
	/NP15	KT-CS-NP-15-16/3	Cord for high bays; no plug; inners 1/2" strip on both ends; 15' SJTOW cable; 16/3 wire	843654140209	EYD-18
	/NP6D	KT-CS-NP-6-18/5	Cord for fixtures; no plug; inners 1/2" strip on both ends; 6' long black SJTOW cable; 300V; 18/5 wire	843654153346	ANT-58
	/NP6D	KT-CS-NP-6-18/6	Cord for fixtures; no plug; inners 1/2" strip on both ends; 6' long black SJTOW cable; 300V; 18/6 wire. For use with Emergency	843654153353	ZRX-06
	/NP10D	KT-CS-NP-10-18/5	Cord for fixtures; no plug; inners 1/2" strip on both ends; 10" long black SJTOW cord; 300V; 18/5 wire	843654153360	DSZ-45
	/NP10D	KT-CS-NP-10-18/6	Cord for fixtures; no plug; inners 1/2" strip on both ends; 10" long black SJTOW cord; 300V; 18/6 wire. For use with Emergency	843654153377	FFI-18
	/NP15D	KT-CS-NP-15-18/5	Cord for fixtures; no plug; inners 1/2" strip on both ends; 15" long black SJTOW cord; 300V; 18/5 wire	843654153384	JEB-96
	/NP15D	KT-CS-NP-15-18/6	Cord for fixtures; no plug; inners 1/2" strip on both ends; 15" long black SJTOW cord; 300V; 18/6 wire. For use with Emergency	843654153391	RQV-39
	/NP20D	KT-CS-NP-20-18/5	Cord for fixtures; no plug; inners 1/2" strip on both ends; 20" long black SJTOW cord; 300V; 18/5 wire	843654154442	USN-91
	/NP20D	KT-CS-NP-20-18/6	Cord for fixtures; no plug; inners 1/2" strip on both ends; 20" long black SJTOW cord; 300V; 18/6 wire. For use with Emergency	843654154459	JCN-20
	/NP22D	KT-CS-NP-22-18/5	Cord for fixtures; no plug; inners 1/2" strip on both ends; 20" long black SJTOW cord; 300V; 18/5 wire	843654153407	DUH-47
	/NP22D	KT-CS-NP-22-18/6	Cord for fixtures; no plug; inners 1/2" strip on both ends; 20" long black SJTOW cord; 300V; 18/6 wire. For use with Emergency	843654153414	ITP-55



* For factory installation of accessory, add suffix to fixture part number (see ordering examples and instructions on last page of spec sheet).
 Note: For cord sets not listed here, please contact your Keystone sales rep.

(Accessories continued on next page)



KT-HBLED60-1.5F-8XX-VDIM-P /G2

LED HIGH BAY FIXTURE

ACCESSORIES (continued)

EMERGENCY BACKUP

Factory-Installable OR Field-Installable (field-installable purchased separately)

✓	SUFFIX*	CATALOG NUMBER	DESCRIPTION	UPC	EASY CODE
	/EM5 [†]	KT-EMRG-LED-5C-500-EN /DF	5W, 500 lumen Smart Safe emergency backup with dual flex cables	843654132433	RAR-74
	/EM12 [†]	KT-EMRG-LED-12C-1200-EN /DF	12W, 1200 lumen Smart Safe emergency backup with dual flex cables	890949019900	YCV-23
	/EM20 [†]	KT-EMRG-LED-20SD-2000-EN /DF	20W, 2000 lumen Smart Safe emergency backup with dual flex cables; Self-diagnostic	843654103143	BZU-19




5W, 500 lumen Battery Backup
KT-EMRG-LED-5C-500-EN /DF



12W, 1200 lumen Battery Backup
KT-EMRG-LED-12C-1200-EN /DF



20W, 2000 lumen Battery Backup
KT-EMRG-LED-20SD-2000-EN /DF



* For factory installation of accessory, add suffix to fixture part number (see ordering examples and instructions on last page of spec sheet).
[†] Factory installation of emergency backup units will automatically include any relevant mounting bracket.

Field-Installable / Field-Use ONLY (purchased separately)

CATALOG NUMBER	DESCRIPTION	UPC	EASY CODE
KT-HBLED-EM-BR-KIT	Emergency LED backup mounting bracket kit for LED high bay fixtures	843654110066	OGY-07



Emergency Backup Mounting Bracket
KT-HBLED-EM-BR-KIT



(Accessories continued on next page)

KT-HBLEDD60-1.5F-8XX-VDIM-P /G2


LED HIGH BAY FIXTURE

ACCESSORIES (continued)

MOUNTS AND BRACKETS

Factory-Installable OR Field-Installable (field-installable purchased separately)


✓	SUFFIX*	CATALOG NUMBER	DESCRIPTION	UPC	EASY CODE
	/WG-4	KT-HBLEDD-WG-4-KIT /G2	Wire guard kit for 1.5' /G2 linear LED high bay fixtures (60W, 80W, 90W)	843654137780	WNJ-83



* For factory installation of accessory, add suffix to fixture part number (see ordering examples and instructions on last page of spec sheet).

Field-Installable / Field-Use ONLY (purchased separately)


CATALOG NUMBER	DESCRIPTION	UPC	EASY CODE
KT-HBLEDD-SM-1-KIT	Surface mount kit for LED high bay fixtures	890919020035	LDN-61
KT-HBLEDD-CABLE-KIT	Aircraft cable hanging kit for LED high bay fixtures	890949012871	XPJ-88



STEP-DOWN TRANSFORMERS

Factory-Installable OR Field-Installable (field-installable purchased separately)

✓	SUFFIX*	CATALOG NUMBER	DESCRIPTION	UPC	EASY CODE
	/480†‡	KTAT-250-480-277 /SF	Fully enclosed, single flex step-down transformer for LED high bay fixtures (250VA or lower)	843654102931	XIM-17



* For factory installation of accessory, add suffix to fixture part number (see ordering examples and instructions on last page of spec sheet).

† Factory installation of step-down transformer units will automatically include any relevant mounting bracket.

‡ Step-down transformers cannot be ordered in conjunction with standard SJTOW cord set options (contact Keystone sales rep for available custom options if needed).



KT-HBLED60-1.5F-8XX-VDIM-P /G2

LED HIGH BAY FIXTURE

FIXTURE ORDERING INFORMATION

ORDER CODE	PACK QTY.	UPC	EASY CODE
KT-HBLED60-1.5F-840-VDIM-P /G2	1	843654137919	IZS-77
KT-HBLED60-1.5F-850-VDIM-P /G2	1	843654137926	JBU-65

FIXTURE CATALOG NUMBER BREAKDOWN

KT-HBLED60-1.5F-8XX-VDIM-P /G2

1	2	3	4	5	6	7	8	9	10
1 Keystone Technologies	2 LED High Bay Fixture	3 Wattage	4 Nominal Length	5 Frosted Lens	6 80 CRI	7 Color Temperature	8 0–10V Dimming	9 Premium Series	10 2nd Generation

ORDERING EXAMPLES


FIXTURE WITH MULTIPLE FACTORY-INSTALLED ACCESSORIES*

KT-HBLED60-1.5F-840-VDIM-P /G2/PIR2/L715P6/EM5/WG-4




FIXTURE WITH MULTIPLE FACTORY-INSTALLED ACCESSORIES*

KT-HBLED60-1.5F-840-VDIM-P /G2/PIR2/EM5/WG-4/480




FIXTURE WITH TWO FACTORY-INSTALLED ACCESSORIES*

KT-HBLED60-1.5F-840-VDIM-P /G2/PIR2/480




FIXTURE WITH SINGLE FACTORY-INSTALLED ACCESSORY

KT-HBLED60-1.5F-840-VDIM-P /G2/PIR2



FIXTURE WITH NO FACTORY-INSTALLED ACCESSORIES

KT-HBLED60-1.5F-840-VDIM-P /G2



KEYSTONE FIXTURE	
CATALOG NUMBER	
KT-HBLED60-1.5F-840-VDIM-P /G2	

SENSORS	
SUFFIX	CATALOG NUMBER
<input checked="" type="checkbox"/> /PIR2	KTS-PIR2-UV-KO

CORD SETS	
SUFFIX	CATALOG NUMBER
<input checked="" type="checkbox"/> /L715P6	KT-CS-L715P-6-16/3

EMERGENCY BACKUP	
SUFFIX	CATALOG NUMBER
<input checked="" type="checkbox"/> /EM5	KT-EMRG-LED-5C-500-EN /DF

MOUNTS AND BRACKETS	
SUFFIX	CATALOG NUMBER
<input checked="" type="checkbox"/> /WG-4	KT-HBLED-WG-4-KIT /G2

STEP-DOWN TRANSFORMERS	
SUFFIX	CATALOG NUMBER
<input checked="" type="checkbox"/> /480	KTAT-250-480-277 /SF

Note: Step-down transformers cannot be ordered in conjunction with standard SJTOW cord set options (contact Keystone sales rep for available custom options if needed).

* When ordering more than one factory-installed accessory, use multiple suffixes as shown in the ordering examples above.
 Note: All accessories can also be ordered separately for field installation using just their regular Catalog Number, UPC, or Easy Code.



KT-HBLE80-1.5F-8XX-VDIM-P /G2

LED HIGH BAY FIXTURE

DESCRIPTION

Complete Compact LED High Bay Fixture

APPLICATION

Used for commercial and industrial high bay lighting applications



PRODUCT FEATURES

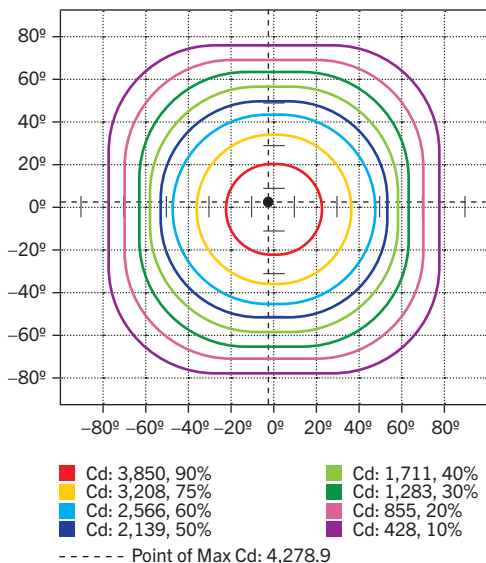
- Architectural grade compact design
- Designed to accept easy screw-in installation of optional sensors via 1/2" threaded receptacle in driver cover
- Compatible with Keystone SmartSafe emergency LED drivers (see accessories section for details)
- Powered by Keystone 0–10V dimming LED drivers with 12V Aux
- Frosted lens eliminates glare
- V-hook and chain mounting accessories included
- UL Listed 1598: Suitable for dry and damp locations
- Ambient operating temperature: –20°C/–4°F to 50°C/122°F
- THD: < 20%
- PF: > 0.90
- LED chip lifetime: L70 >100,000 hrs @ 25°C/77°F ambient fixture temp.

PERFORMANCE SPECIFICATIONS

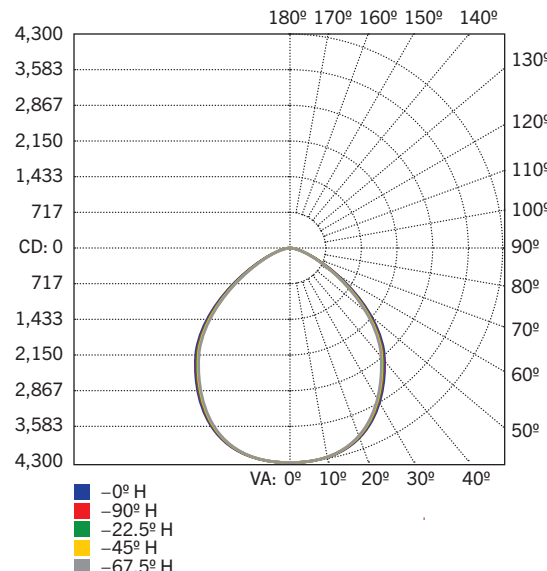
CATALOG NUMBER	NOMINAL LENGTH	INPUT VOLTAGE	CCT	WATTAGE	LUMEN OUTPUT	EFFICACY	CRI	POWER FACTOR	LIFETIME
KT-HBLE80-1.5F-840-VDIM-P /G2	1.5 ft.	120–277V	4000K	80W	11,700	150 lm/W	>80.0	>0.90	50,000 hrs
KT-HBLE80-1.5F-850-VDIM-P /G2	1.5 ft.	120–277V	5000K	80W	11,778	151 lm/W	>80.0	>0.90	50,000 hrs

PHOTOMETRIC SPECIFICATIONS

ISOCANDELA PLOT



POLAR CANDELA DISTRIBUTION



ZONAL LUMEN SUMMARY

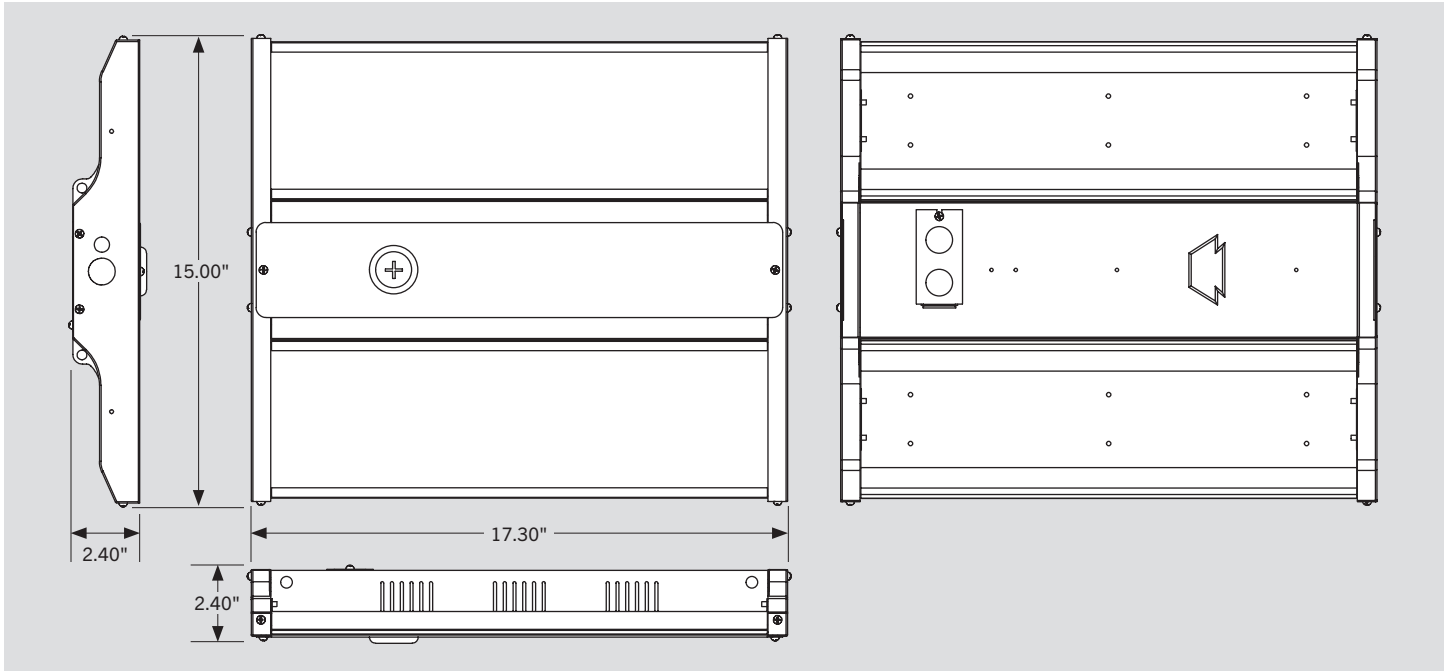
Zone	Lumens	% Luminaire
0–30	3,290.9	29.80%
0–40	5,353.7	48.50%
0–60	9,111.7	82.60%
60–90	1,881.1	17.10%
70–100	725.0	6.60%
90–120	10.3	0.10%
0–90	10,992.8	99.70%
90–180	36.6	0.30%
0–180	11,029.4	100%



KT-HBLED80-1.5F-8XX-VDIM-P /G2

LED HIGH BAY FIXTURE

PHYSICAL SPECIFICATIONS







KT-HBLED80-1.5F-8XX-VDIM-P /G2

LED HIGH BAY FIXTURE

ACCESSORIES

SENSORS

Factory-Installable OR Field-Installable (field-installable purchased separately)


✓	SUFFIX*	CATALOG NUMBER	DESCRIPTION	UPC	EASY CODE
	/HBFC1	KTSL-HBFC1-UV-KO-PIR	Smart Loop Bluetooth mesh PIR occupancy sensor with built-in fixture controller 	843654129266	AEJ-50
	/FC3	KTSL-FC3-12V-PKO-PIR	Smart Loop Bluetooth mesh screw-in PIR occupancy sensor with built-in fixture controller. No wiring required. 	843654138862	OCW-60
	/PIR2	KTS-PIR2-UV-KO	PIR sensor for high bay fixtures; Preset for 5 min hold time, 10 min standby time at 10% dim, daylight disabled	843654123288	IOF-04
	/PIR-A	KTS-PIR3-12V-PKO /A	Smart Port PIR sensor for high bay fixtures; Preset for 1 min hold time, 3 min standby time at 30% dim, daylight disabled	843654133638	RXQ-30
	/PIR-B	KTS-PIR3-12V-PKO /B	Smart Port PIR sensor for high bay fixtures; Preset for 5 min hold time, 10 min standby time at 10% dim, daylight disabled	843654133645	LEF-34
	/MW3-A	KTS-MW3-12V PKO /A	Smart Port Microwave Occupancy sensor for high bay fixtures; Preset for 1 min hold time, 3 min standby time at 30% dim, daylight disabled	843654133317	XYR-25
	/MW3-B	KTS-MW3-12V PKO /B	Smart Port Microwave Occupancy sensor for high bay fixtures; Preset for 5 min hold time, 10 min standby time at 10% dim, daylight disabled	843654133324	SPF-37



* For factory installation of accessory, add suffix to fixture part number (see ordering examples and instructions on last page of spec sheet).

Field-Installable / Field-Use ONLY (purchased separately)

CATALOG NUMBER	DESCRIPTION	UPC	EASY CODE
KTS-MW3-REMOTECONTROL	Remote control for KTS-MW3-12V-PKO /A or /B and KTS-PIR3-12V-PKO /A or /B sensors. Used to set and adjust all sensor settings, including high-end trim brightness, sensitivity, hold time, daylight threshold, stand-by time, and stand-by dimming level.	843654132020	XSR-61



(Accessories continued on next page)

KT-HBLED80-1.5F-8XX-VDIM-P /G2

LED HIGH BAY FIXTURE

ACCESSORIES (continued)

CORD SETS

Factory-Installable OR Field-Installable (field-installable purchased separately)

✓	SUFFIX*	CATALOG NUMBER	DESCRIPTION	UPC	EASY CODE
	/515P6	KT-CS-515P-6-18/3	Cord set for high bay; 125V NEMA 5-15P; straight blade plug; 6' SJTOW cable; 18/3 wire	843654140124	UKH-26
	/L715P10	KT-CS-L715P-10-16/3	Cord set for high bays; 277V NEMA L7-15P; twist lock plug; 10' SJTOW cable; 16/3 wire	843654140131	SFV-88
	/L615P10	KT-CS-L615P-10-16/3	Cord set for high bays; 250V NEMA L6-15P; twist lock plug; 10' SJTOW cable; 16/3 wire	843654140148	ZQS-05
	/L515P10	KT-CS-L515P-10-16/3	Cord set for high bays; 250V NEMA L5-15P; twist lock plug; 10' SJTOW cable; 16/3 wire	843654140155	GVH-22
	/L715P6	KT-CS-L715P-6-16/3	Cord set for high bays; 277V NEMA L7-15P; twist lock plug; 6' SJTOW cable; 16/3 wire	843654140162	DVU-44
	/L615P6	KT-CS-L615P-6-16/3	Cord set for high bays; 250V NEMA L6-15P; twist lock plug; 6' SJTOW cable; 16/3 wire	843654140179	LCW-66
	/L515P6	KT-CS-L515P-6-16/3	Cord set for high bays; 250V NEMA L5-15P; twist lock plug; 6' SJTOW cable; 16/3 wire	843654140186	POC-82
	/MC63	KT-MC-NP-6-18/3	MC cable whip for high bays; no plug; inners 1/2" strip on both ends; 6' metal-clad cable; 18/3 wire	843654134505	EYP-82
	/MC65	KT-MC-NP-6-18/5	MC cable whip for high bays; no plug; inners 1/2" strip on both ends; 6' metal-clad cable; 18/5 wire (dimming wires included)	843654134512	CBU-56
	/NP10	KT-CS-NP-10-16/3	Cord for high bays; no plug; inners 1/2" strip on both ends; 10' SJTOW cable; 16/3 wire	843654140193	YOH-90
	/NP6	KT-CS-NP-6-16/3	Cord for high bays; no plug; inners 1/2" strip on both ends; 6' SJTOW cable; 16/3 wire	843654140216	HUB-73
	/NP15	KT-CS-NP-15-16/3	Cord for high bays; no plug; inners 1/2" strip on both ends; 15' SJTOW cable; 16/3 wire	843654140209	EYD-18
	/NP6D	KT-CS-NP-6-18/5	Cord for fixtures; no plug; inners 1/2" strip on both ends; 6' long black SJTOW cable; 300V; 18/5 wire	843654153346	ANT-58
	/NP6D	KT-CS-NP-6-18/6	Cord for fixtures; no plug; inners 1/2" strip on both ends; 6' long black SJTOW cable; 300V; 18/6 wire. For use with Emergency	843654153353	ZRX-06
	/NP10D	KT-CS-NP-10-18/5	Cord for fixtures; no plug; inners 1/2" strip on both ends; 10" long black SJTOW cord; 300V; 18/5 wire	843654153360	DSZ-45
	/NP10D	KT-CS-NP-10-18/6	Cord for fixtures; no plug; inners 1/2" strip on both ends; 10" long black SJTOW cord; 300V; 18/6 wire. For use with Emergency	843654153377	FFI-18
	/NP15D	KT-CS-NP-15-18/5	Cord for fixtures; no plug; inners 1/2" strip on both ends; 15" long black SJTOW cord; 300V; 18/5 wire	843654153384	JEB-96
	/NP15D	KT-CS-NP-15-18/6	Cord for fixtures; no plug; inners 1/2" strip on both ends; 15" long black SJTOW cord; 300V; 18/6 wire. For use with Emergency	843654153391	RQV-39
	/NP20D	KT-CS-NP-20-18/5	Cord for fixtures; no plug; inners 1/2" strip on both ends; 20" long black SJTOW cord; 300V; 18/5 wire	843654154442	USN-91
	/NP20D	KT-CS-NP-20-18/6	Cord for fixtures; no plug; inners 1/2" strip on both ends; 20" long black SJTOW cord; 300V; 18/6 wire. For use with Emergency	843654154459	JCN-20
	/NP22D	KT-CS-NP-22-18/5	Cord for fixtures; no plug; inners 1/2" strip on both ends; 20" long black SJTOW cord; 300V; 18/5 wire	843654153407	DUH-47
	/NP22D	KT-CS-NP-22-18/6	Cord for fixtures; no plug; inners 1/2" strip on both ends; 20" long black SJTOW cord; 300V; 18/6 wire. For use with Emergency	843654153414	ITP-55



* For factory installation of accessory, add suffix to fixture part number (see ordering examples and instructions on last page of spec sheet).
 Note: For cord sets not listed here, please contact your Keystone sales rep.

(Accessories continued on next page)



KT-HBLED80-1.5F-8XX-VDIM-P /G2

LED HIGH BAY FIXTURE

ACCESSORIES (continued)

EMERGENCY BACKUP

Factory-Installable OR Field-Installable (field-installable purchased separately)

✓	SUFFIX*	CATALOG NUMBER	DESCRIPTION	UPC	EASY CODE
	/EM5†	KT-EMRG-LED-5C-500-EN /DF	5W, 500 lumen Smart Safe emergency backup with dual flex cables	843654132433	RAR-74
	/EM12†	KT-EMRG-LED-12C-1200-EN /DF	12W, 1200 lumen Smart Safe emergency backup with dual flex cables	890949019900	YCV-23
	/EM20†	KT-EMRG-LED-20SD-2000-EN /DF	20W, 2000 lumen Smart Safe emergency backup with dual flex cables; Self-diagnostic	843654103143	BZU-19




5W, 500 lumen Battery Backup
KT-EMRG-LED-5C-500-EN /DF



12W, 1200 lumen Battery Backup
KT-EMRG-LED-12C-1200-EN /DF



20W, 2000 lumen Battery Backup
KT-EMRG-LED-20SD-2000-EN /DF



* For factory installation of accessory, add suffix to fixture part number (see ordering examples and instructions on last page of spec sheet).
† Factory installation of emergency backup units will automatically include any relevant mounting bracket.

Field-Installable / Field-Use ONLY (purchased separately)

CATALOG NUMBER	DESCRIPTION	UPC	EASY CODE
KT-HBLED-EM-BR-KIT	Emergency LED backup mounting bracket kit for LED high bay fixtures	843654110066	OGY-07



Emergency Backup Mounting Bracket
KT-HBLED-EM-BR-KIT



(Accessories continued on next page)

KT-HBLE80-1.5F-8XX-VDIM-P /G2


LED HIGH BAY FIXTURE

ACCESSORIES (continued)

MOUNTS AND BRACKETS

Factory-Installable OR Field-Installable (field-installable purchased separately)


✓	SUFFIX*	CATALOG NUMBER	DESCRIPTION	UPC	EASY CODE
	/WG-4	KT-HBLE80-WG-4-KIT /G2	Wire guard kit for 1.5' /G2 linear LED high bay fixtures (60W, 80W, 90W)	843654137780	WNJ-83



* For factory installation of accessory, add suffix to fixture part number (see ordering examples and instructions on last page of spec sheet).

Field-Installable / Field-Use ONLY (purchased separately)


CATALOG NUMBER	DESCRIPTION	UPC	EASY CODE
KT-HBLE80-SM-1-KIT	Surface mount kit for LED high bay fixtures	890919020035	LDN-61
KT-HBLE80-CABLE-KIT	Aircraft cable hanging kit for LED high bay fixtures	890949012871	XPJ-88



STEP-DOWN TRANSFORMERS

Factory-Installable OR Field-Installable (field-installable purchased separately)

✓	SUFFIX*	CATALOG NUMBER	DESCRIPTION	UPC	EASY CODE
	/480†‡	KTAT-250-480-277 /SF	Fully enclosed, single flex step-down transformer for LED high bay fixtures (250VA or lower)	843654102931	XIM-17



* For factory installation of accessory, add suffix to fixture part number (see ordering examples and instructions on last page of spec sheet).

† Factory installation of step-down transformer units will automatically include any relevant mounting bracket.

‡ Step-down transformers cannot be ordered in conjunction with standard SJTOW cord set options (contact keystone sales rep for available custom options if needed).



KT-HBLED80-1.5F-8XX-VDIM-P /G2

LED HIGH BAY FIXTURE

FIXTURE ORDERING INFORMATION

ORDER CODE	PACK QTY.	UPC	EASY CODE
KT-HBLED80-1.5F-840-VDIM-P /G2	1	843654136820	DZL-20
KT-HBLED80-1.5F-850-VDIM-P /G2	1	843654136837	ZYZ-55

FIXTURE CATALOG NUMBER BREAKDOWN


KT-HBLED80-1.5F-8XX-VDIM-P /G2

1	2	3	4	5	6	7	8	9	10
1 Keystone Technologies	2 LED High Bay Fixture	3 Wattage	4 Nominal Length	5 Frosted Lens	6 80 CRI	7 Color Temperature	8 0–10V Dimming	9 Premium Series	10 2nd Generation

ORDERING EXAMPLES


FIXTURE WITH MULTIPLE FACTORY-INSTALLED ACCESSORIES*

KT-HBLED80-1.5F-840-VDIM-P /G2/PIR2/L715P6/EM5/WG-4




FIXTURE WITH MULTIPLE FACTORY-INSTALLED ACCESSORIES*

KT-HBLED80-1.5F-840-VDIM-P /G2/PIR2/EM5/WG-4/480




FIXTURE WITH TWO FACTORY-INSTALLED ACCESSORIES*

KT-HBLED80-1.5F-840-VDIM-P /G2/PIR2/480




FIXTURE WITH SINGLE FACTORY-INSTALLED ACCESSORY

KT-HBLED80-1.5F-840-VDIM-P /G2/PIR2



FIXTURE WITH NO FACTORY-INSTALLED ACCESSORIES

KT-HBLED80-1.5F-840-VDIM-P /G2



KEYSTONE FIXTURE

CATALOG NUMBER
KT-HBLED80-1.5F-840-VDIM-P /G2

SENSORS

SUFFIX	CATALOG NUMBER
✓ /PIR2	KTS-PIR2-UV-KO

CORD SETS

SUFFIX	CATALOG NUMBER
✓ /L715P6	KT-CS-L715P-6-16/3

EMERGENCY BACKUP

SUFFIX	CATALOG NUMBER
✓ /EM5	KT-EMRG-LED-5C-500-EN /DF

MOUNTS AND BRACKETS

SUFFIX	CATALOG NUMBER
✓ /WG-4	KT-HBLED-WG-4-KIT /G2

STEP-DOWN TRANSFORMERS

SUFFIX	CATALOG NUMBER
✓ /480	KTAT-250-480-277 /SF

Note: Step-down transformers cannot be ordered in conjunction with standard SJTOW cord set options (contact Keystone sales rep for available custom options if needed).

* When ordering more than one factory-installed accessory, use multiple suffixes as shown in the ordering examples above.
 Note: All accessories can also be ordered separately for field installation using just their regular Catalog Number, UPC, or Easy Code.



KT-HBLEDD90-1.5F-8XX-VDIM-P /G2

LED HIGH BAY FIXTURE

DESCRIPTION

Complete Compact LED High Bay Fixture

APPLICATION

Used for commercial and industrial high bay lighting applications



PRODUCT FEATURES

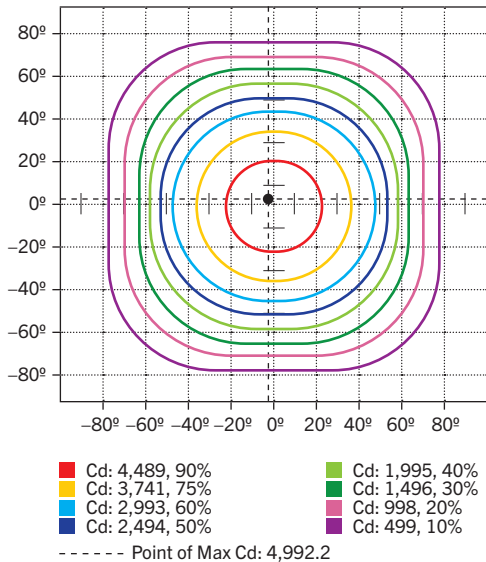
- Architectural grade compact design
- Designed to accept easy screw-in installation of optional sensors via 1/2" threaded receptacle in driver cover
- Compatible with Keystone SmartSafe emergency LED drivers (see accessories section for details)
- Powered by Keystone 0–10V dimming LED drivers with 12V Aux
- Frosted lens eliminates glare
- V-hook and chain mounting accessories included
- UL Listed 1598: Suitable for dry and damp locations
- Ambient operating temperature: –20°C/–4°F to 50°C/122°F
- THD: < 20%
- PF: > 0.90
- LED chip lifetime: L70 >100,000 hrs @ 25°C/77°F ambient fixture temp.

PERFORMANCE SPECIFICATIONS

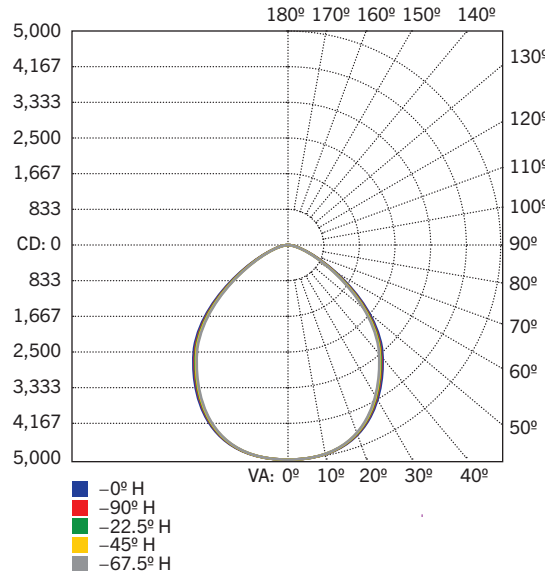
CATALOG NUMBER	NOMINAL LENGTH	INPUT VOLTAGE	CCT	WATTAGE	LUMEN OUTPUT	EFFICACY	CRI	POWER FACTOR	LIFETIME
KT-HBLEDD90-1.5F-840-VDIM-P /G2	1.5 ft.	120–277V	4000K	90W	13,500	150 lm/W	>80.0	>0.90	50,000 hrs
KT-HBLEDD90-1.5F-850-VDIM-P /G2	1.5 ft.	120–277V	5000K	90W	13,590	151 lm/W	>80.0	>0.90	50,000 hrs

PHOTOMETRIC SPECIFICATIONS

ISOCANDELA PLOT



POLAR CANDELA DISTRIBUTION



ZONAL LUMEN SUMMARY

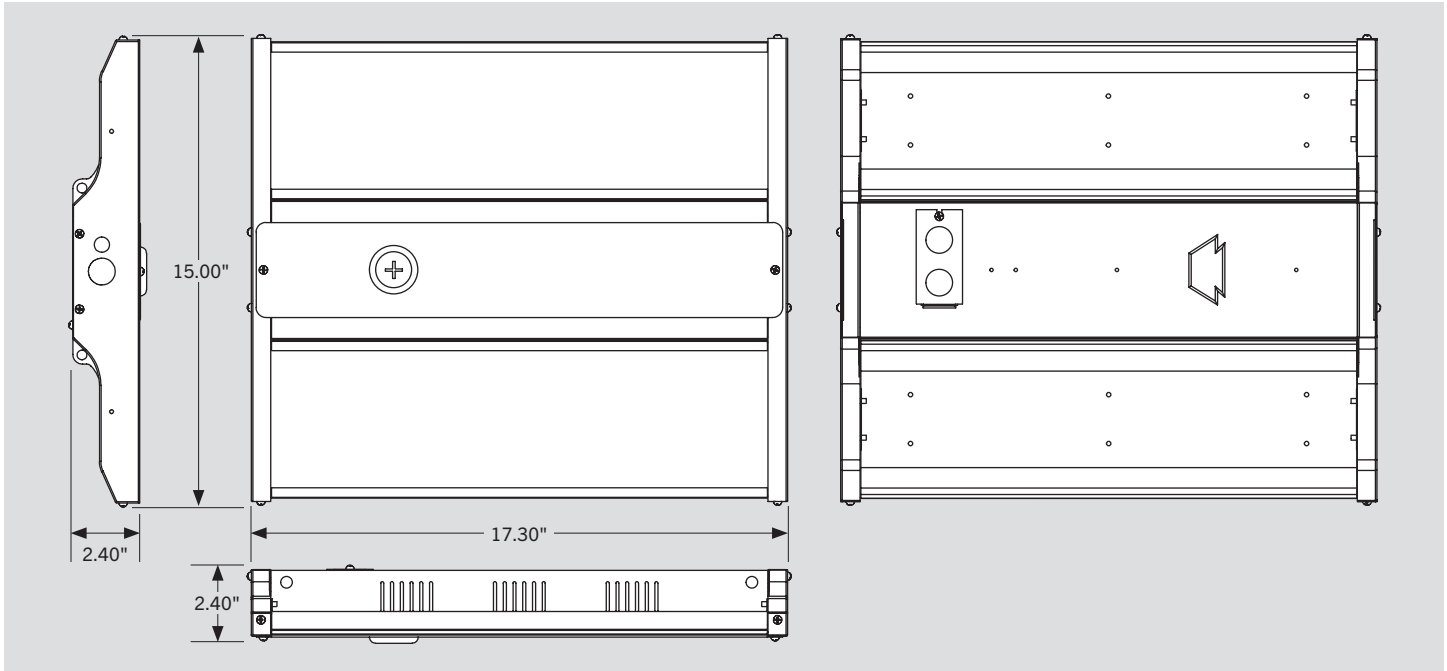
Zone	Lumens	% Luminaire
0–30	3,852.1	29.70%
0–40	6,275.4	48.40%
0–60	10,717.6	82.60%
60–90	2,224.9	17.10%
70–100	855.3	6.60%
90–120	9.0	0.10%
0–90	12,942.5	99.70%
90–180	45.7	0.30%
0–180	12,978.2	100%



KT-HBLEDD90-1.5F-8XX-VDIM-P /G2

LED HIGH BAY FIXTURE

PHYSICAL SPECIFICATIONS







KT-HBLEDD90-1.5F-8XX-VDIM-P /G2

LED HIGH BAY FIXTURE

ACCESSORIES

SENSORS

Factory-Installable OR Field-Installable (field-installable purchased separately)


✓	SUFFIX*	CATALOG NUMBER	DESCRIPTION	UPC	EASY CODE
	/HBFC1	KTSL-HBFC1-UV-KO-PIR	Smart Loop Bluetooth mesh PIR occupancy sensor with built-in fixture controller 	843654129266	AEJ-50
	/FC3	KTSL-FC3-12V-PKO-PIR	Smart Loop Bluetooth mesh screw-in PIR occupancy sensor with built-in fixture controller. No wiring required. 	843654138862	OCW-60
	/PIR2	KTS-PIR2-UV-KO	PIR sensor for high bay fixtures; Preset for 5 min hold time, 10 min standby time at 10% dim, daylight disabled	843654123288	IOF-04
	/PIR-A	KTS-PIR3-12V-PKO /A	Smart Port PIR sensor for high bay fixtures; Preset for 1 min hold time, 3 min standby time at 30% dim, daylight disabled	843654133638	RXQ-30
	/PIR-B	KTS-PIR3-12V-PKO /B	Smart Port PIR sensor for high bay fixtures; Preset for 5 min hold time, 10 min standby time at 10% dim, daylight disabled	843654133645	LEF-34
	/MW3-A	KTS-MW3-12V PKO /A	Smart Port Microwave Occupancy sensor for high bay fixtures; Preset for 1 min hold time, 3 min standby time at 30% dim, daylight disabled	843654133317	XYR-25
	/MW3-B	KTS-MW3-12V PKO /B	Smart Port Microwave Occupancy sensor for high bay fixtures; Preset for 5 min hold time, 10 min standby time at 10% dim, daylight disabled	843654133324	SPF-37



* For factory installation of accessory, add suffix to fixture part number (see ordering examples and instructions on last page of spec sheet).

Field-Installable / Field-Use ONLY (purchased separately)

CATALOG NUMBER	DESCRIPTION	UPC	EASY CODE
KTS-MW3-REMOTECONTROL	Remote control for KTS-MW3-12V-PKO /A or /B and KTS-PIR3-12V-PKO /A or /B sensors. Used to set and adjust all sensor settings, including high-end trim brightness, sensitivity, hold time, daylight threshold, stand-by time, and stand-by dimming level.	843654132020	XSR-61



(Accessories continued on next page)

KT-HBLED90-1.5F-8XX-VDIM-P /G2

LED HIGH BAY FIXTURE

ACCESSORIES (continued)

CORD SETS

Factory-Installable OR Field-Installable (field-installable purchased separately)

✓	SUFFIX*	CATALOG NUMBER	DESCRIPTION	UPC	EASY CODE
	/515P6	KT-CS-515P-6-18/3	Cord set for high bay; 125V NEMA 5-15P; straight blade plug; 6' SJTOW cable; 18/3 wire	843654140124	UKH-26
	/L715P10	KT-CS-L715P-10-16/3	Cord set for high bays; 277V NEMA L7-15P; twist lock plug; 10' SJTOW cable; 16/3 wire	843654140131	SFV-88
	/L615P10	KT-CS-L615P-10-16/3	Cord set for high bays; 250V NEMA L6-15P; twist lock plug; 10' SJTOW cable; 16/3 wire	843654140148	ZQS-05
	/L515P10	KT-CS-L515P-10-16/3	Cord set for high bays; 250V NEMA L5-15P; twist lock plug; 10' SJTOW cable; 16/3 wire	843654140155	GVH-22
	/L715P6	KT-CS-L715P-6-16/3	Cord set for high bays; 277V NEMA L7-15P; twist lock plug; 6' SJTOW cable; 16/3 wire	843654140162	DVU-44
	/L615P6	KT-CS-L615P-6-16/3	Cord set for high bays; 250V NEMA L6-15P; twist lock plug; 6' SJTOW cable; 16/3 wire	843654140179	LCW-66
	/L515P6	KT-CS-L515P-6-16/3	Cord set for high bays; 250V NEMA L5-15P; twist lock plug; 6' SJTOW cable; 16/3 wire	843654140186	POC-82
	/MC63	KT-MC-NP-6-18/3	MC cable whip for high bays; no plug; inners 1/2" strip on both ends; 6' metal-clad cable; 18/3 wire	843654134505	EYP-82
	/MC65	KT-MC-NP-6-18/5	MC cable whip for high bays; no plug; inners 1/2" strip on both ends; 6' metal-clad cable; 18/5 wire (dimming wires included)	843654134512	CBU-56
	/NP10	KT-CS-NP-10-16/3	Cord for high bays; no plug; inners 1/2" strip on both ends; 10' SJTOW cable; 16/3 wire	843654140193	YOH-90
	/NP6	KT-CS-NP-6-16/3	Cord for high bays; no plug; inners 1/2" strip on both ends; 6' SJTOW cable; 16/3 wire	843654140216	HUB-73
	/NP15	KT-CS-NP-15-16/3	Cord for high bays; no plug; inners 1/2" strip on both ends; 15' SJTOW cable; 16/3 wire	843654140209	EYD-18
	/NP6D	KT-CS-NP-6-18/5	Cord for fixtures; no plug; inners 1/2" strip on both ends; 6' long black SJTOW cable; 300V; 18/5 wire	843654153346	ANT-58
	/NP6D	KT-CS-NP-6-18/6	Cord for fixtures; no plug; inners 1/2" strip on both ends; 6' long black SJTOW cable; 300V; 18/6 wire. For use with Emergency	843654153353	ZRX-06
	/NP10D	KT-CS-NP-10-18/5	Cord for fixtures; no plug; inners 1/2" strip on both ends; 10" long black SJTOW cord; 300V; 18/5 wire	843654153360	DSZ-45
	/NP10D	KT-CS-NP-10-18/6	Cord for fixtures; no plug; inners 1/2" strip on both ends; 10" long black SJTOW cord; 300V; 18/6 wire. For use with Emergency	843654153377	FFI-18
	/NP15D	KT-CS-NP-15-18/5	Cord for fixtures; no plug; inners 1/2" strip on both ends; 15" long black SJTOW cord; 300V; 18/5 wire	843654153384	JEB-96
	/NP15D	KT-CS-NP-15-18/6	Cord for fixtures; no plug; inners 1/2" strip on both ends; 15" long black SJTOW cord; 300V; 18/6 wire. For use with Emergency	843654153391	RQV-39
	/NP20D	KT-CS-NP-20-18/5	Cord for fixtures; no plug; inners 1/2" strip on both ends; 20" long black SJTOW cord; 300V; 18/5 wire	843654154442	USN-91
	/NP20D	KT-CS-NP-20-18/6	Cord for fixtures; no plug; inners 1/2" strip on both ends; 20" long black SJTOW cord; 300V; 18/6 wire. For use with Emergency	843654154459	JCN-20
	/NP22D	KT-CS-NP-22-18/5	Cord for fixtures; no plug; inners 1/2" strip on both ends; 20" long black SJTOW cord; 300V; 18/5 wire	843654153407	DUH-47
	/NP22D	KT-CS-NP-22-18/6	Cord for fixtures; no plug; inners 1/2" strip on both ends; 20" long black SJTOW cord; 300V; 18/6 wire. For use with Emergency	843654153414	ITP-55



* For factory installation of accessory, add suffix to fixture part number (see ordering examples and instructions on last page of spec sheet).
Note: For cord sets not listed here, please contact your Keystone sales rep.

(Accessories continued on next page)



KT-HBLED90-1.5F-8XX-VDIM-P /G2

LED HIGH BAY FIXTURE

ACCESSORIES (continued)

EMERGENCY BACKUP

Factory-Installable OR Field-Installable (field-installable purchased separately)

✓	SUFFIX*	CATALOG NUMBER	DESCRIPTION	UPC	EASY CODE
	/EM5 [†]	KT-EMRG-LED-5C-500-EN /DF	5W, 500 lumen Smart Safe emergency backup with dual flex cables	843654132433	RAR-74
	/EM12 [†]	KT-EMRG-LED-12C-1200-EN /DF	12W, 1200 lumen Smart Safe emergency backup with dual flex cables	890949019900	YCV-23
	/EM20 [†]	KT-EMRG-LED-20SD-2000-EN /DF	20W, 2000 lumen Smart Safe emergency backup with dual flex cables; Self-diagnostic	843654103143	BZU-19




5W, 500 lumen Battery Backup
KT-EMRG-LED-5C-500-EN /DF



12W, 1200 lumen Battery Backup
KT-EMRG-LED-12C-1200-EN /DF



20W, 2000 lumen Battery Backup
KT-EMRG-LED-20SD-2000-EN /DF



* For factory installation of accessory, add suffix to fixture part number (see ordering examples and instructions on last page of spec sheet).
[†] Factory installation of emergency backup units will automatically include any relevant mounting bracket.

Field-Installable / Field-Use ONLY (purchased separately)

CATALOG NUMBER	DESCRIPTION	UPC	EASY CODE
KT-HBLED-EM-BR-KIT	Emergency LED backup mounting bracket kit for LED high bay fixtures	843654110066	OGY-07



Emergency Backup Mounting Bracket
KT-HBLED-EM-BR-KIT



(Accessories continued on next page)

KT-HBLED90-1.5F-8XX-VDIM-P /G2


LED HIGH BAY FIXTURE

ACCESSORIES (continued)

MOUNTS AND BRACKETS

Factory-Installable OR Field-Installable (field-installable purchased separately)


✓	SUFFIX*	CATALOG NUMBER	DESCRIPTION	UPC	EASY CODE
	/WG-4	KT-HBLED-WG-4-KIT /G2	Wire guard kit for 1.5' /G2 linear LED high bay fixtures (60W, 80W, 90W)	843654137780	WNJ-83



* For factory installation of accessory, add suffix to fixture part number (see ordering examples and instructions on last page of spec sheet).

Field-Installable / Field-Use ONLY (purchased separately)


CATALOG NUMBER	DESCRIPTION	UPC	EASY CODE
KT-HBLED-SM-1-KIT	Surface mount kit for LED high bay fixtures	890919020035	LDN-61
KT-HBLED-CABLE-KIT	Aircraft cable hanging kit for LED high bay fixtures	890949012871	XPJ-88



STEP-DOWN TRANSFORMERS

Factory-Installable OR Field-Installable (field-installable purchased separately)

✓	SUFFIX*	CATALOG NUMBER	DESCRIPTION	UPC	EASY CODE
	/480†‡	KTAT-250-480-277 /SF	Fully enclosed, single flex step-down transformer for LED high bay fixtures (250VA or lower)	843654102931	XIM-17



* For factory installation of accessory, add suffix to fixture part number (see ordering examples and instructions on last page of spec sheet).

† Factory installation of step-down transformer units will automatically include any relevant mounting bracket.

‡ Step-down transformers cannot be ordered in conjunction with standard SJTOW cord set options (contact keystone sales rep for available custom options if needed).



KT-HBLED90-1.5F-8XX-VDIM-P /G2

LED HIGH BAY FIXTURE

FIXTURE ORDERING INFORMATION

ORDER CODE	PACK QTY.	UPC	EASY CODE
KT-HBLED90-1.5F-840-VDIM-P /G2	1	843654136844	SJE-96
KT-HBLED90-1.5F-850-VDIM-P /G2	1	843654136851	KRT-05

FIXTURE CATALOG NUMBER BREAKDOWN


KT-HBLED90-1.5F-8XX-VDIM-P /G2

1	2	3	4	5	6	7	8	9	10
1 Keystone Technologies	2 LED High Bay Fixture	3 Wattage	4 Nominal Length	5 Frosted Lens	6 80 CRI	7 Color Temperature	8 0–10V Dimming	9 Premium Series	10 2nd Generation

ORDERING EXAMPLES


FIXTURE WITH MULTIPLE FACTORY-INSTALLED ACCESSORIES*

KT-HBLED90-1.5F-840-VDIM-P /G2/PIR2/L715P6/EM5/WG-4




FIXTURE WITH MULTIPLE FACTORY-INSTALLED ACCESSORIES*

KT-HBLED90-1.5F-840-VDIM-P /G2/PIR2/EM5/WG-4/480




FIXTURE WITH TWO FACTORY-INSTALLED ACCESSORIES*

KT-HBLED90-1.5F-840-VDIM-P /G2/PIR2/480




FIXTURE WITH SINGLE FACTORY-INSTALLED ACCESSORY

KT-HBLED90-1.5F-840-VDIM-P /G2/PIR2



FIXTURE WITH NO FACTORY-INSTALLED ACCESSORIES

KT-HBLED90-1.5F-840-VDIM-P /G2



KEYSTONE FIXTURE	
CATALOG NUMBER	
KT-HBLED90-1.5F-840-VDIM-P /G2	

SENSORS	
SUFFIX	CATALOG NUMBER
✓ /PIR2	KTS-PIR2-UV-KO

CORD SETS	
SUFFIX	CATALOG NUMBER
✓ /L715P6	KT-CS-L715P-6-16/3

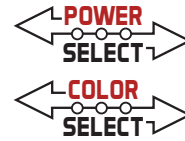
EMERGENCY BACKUP	
SUFFIX	CATALOG NUMBER
✓ /EM5	KT-EMRG-LED-5C-500-EN /DF

MOUNTS AND BRACKETS	
SUFFIX	CATALOG NUMBER
✓ /WG-4	KT-HBLED-WG-4-KIT /G2

STEP-DOWN TRANSFORMERS	
SUFFIX	CATALOG NUMBER
✓ /480	KTAT-250-480-277 /SF

Note: Step-down transformers cannot be ordered in conjunction with standard SJTOW cord set options (contact Keystone sales rep for available custom options if needed).

* When ordering more than one factory-installed accessory, use multiple suffixes as shown in the ordering examples above.
 Note: All accessories can also be ordered separately for field installation using just their regular Catalog Number, UPC, or Easy Code.



KT-HBLED105PS-2FB-8CSD-VDIM-P

LED HIGH BAY FIXTURE

DESCRIPTION

2' LED High Bay Fixture | 120–277V Input | Frosted Lens |
0–10V Dimming | Premium Series

APPLICATION

Used for commercial and industrial high bay lighting applications



5 YEAR
WARRANTY

PRODUCT FEATURES

- Powered by Keystone 0–10V dimming LED drivers
- Smooth diffused lens for an even appearance
- 0–10V Dimming, Dim-to-off
- Compatible with Keystone SmartSafe emergency LED drivers
- Compatible with Keystone 480–277V step down transformers
- Features Keystone Power Select technology. Adjust power between 400/320/240W, changing lumen output to set high end trim.
- Features Keystone Color Select technology. Adjust CCT between 4000/5000K
- Built in port to accept Quick install Keystone sensor (KTS-MW3-12V-PKO & KTS-PIR3-12V-PKO.) NO wiring required
- Ambient operating temperature: –40°C/–40°F to 50°C/122°F
- UL Listed 1598: Suitable for damp locations
- THD: < 20%
- Power factor > 0.95
- L70 > 50,000 hours
- DLC Premium Listed
- Architectural grade compact design
- Frosted lens eliminates glare
- V-hook and chain mounting accessories included
- Compatible with Keystone SmartSafe emergency LED drivers; KT-EMRG-LED-12C-1200-EN /DF and KT-EMRG-LED-20SD-2000-EN /DF are optimal for fixture level installation; mounting kit KT-HBLED-EM-BR-1B-KIT required (sold separately)

POWER AND COLOR TEMPERATURE SELECTABILITY

- Keystone Color Select Technology: Adjustable CCT (4000K/5000K)
- Keystone Power Select Technology: Adjustable Wattage (105W/90W/65W)



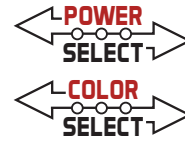
PRODUCT SPECIFICATIONS

Catalog Number	Input Voltage	Wattage	CCT	Lumen Output	Efficacy	CRI	Power Factor	Lifetime
KT-HBLED105PS-2FB-8CSD-VDIM-P	120–277V	105W	4000K	15,200	145 lm/W	> 80	> 0.90	50,000 hrs
			5000K	15,300	146 lm/W			
		90W	4000K	13,400	149 lm/W			
			5000K	13,500	150 lm/W			
		65W	4000K	10,100	155 lm/W			
			5000K	10,200	157 lm/W			

ONE CATALOG NUMBER WITH 6 DIFFERENT OPTIONS

* Preset to highest lumen output (105W / 5000K)

* Color Uniformity: CCT (Correlated Color Temperature) range as per guidelines outlined in ANSI C78.377-2017.

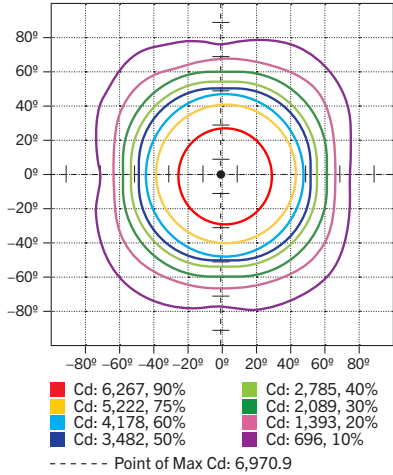


KT-HBLEDD105PS-2FB-8CSD-VDIM-P

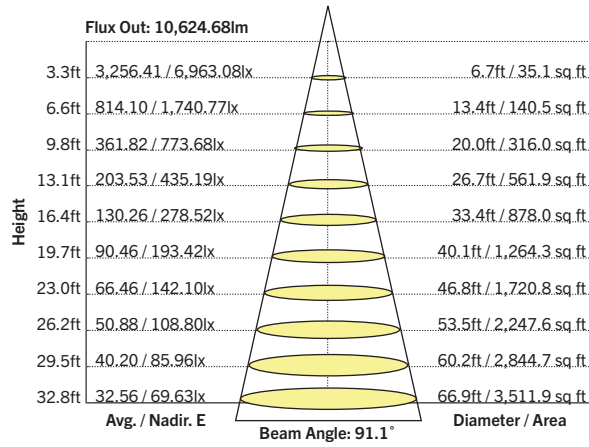
LED HIGH BAY FIXTURE

PHOTOMETRIC SPECIFICATIONS

ISOCANDELA PLOT



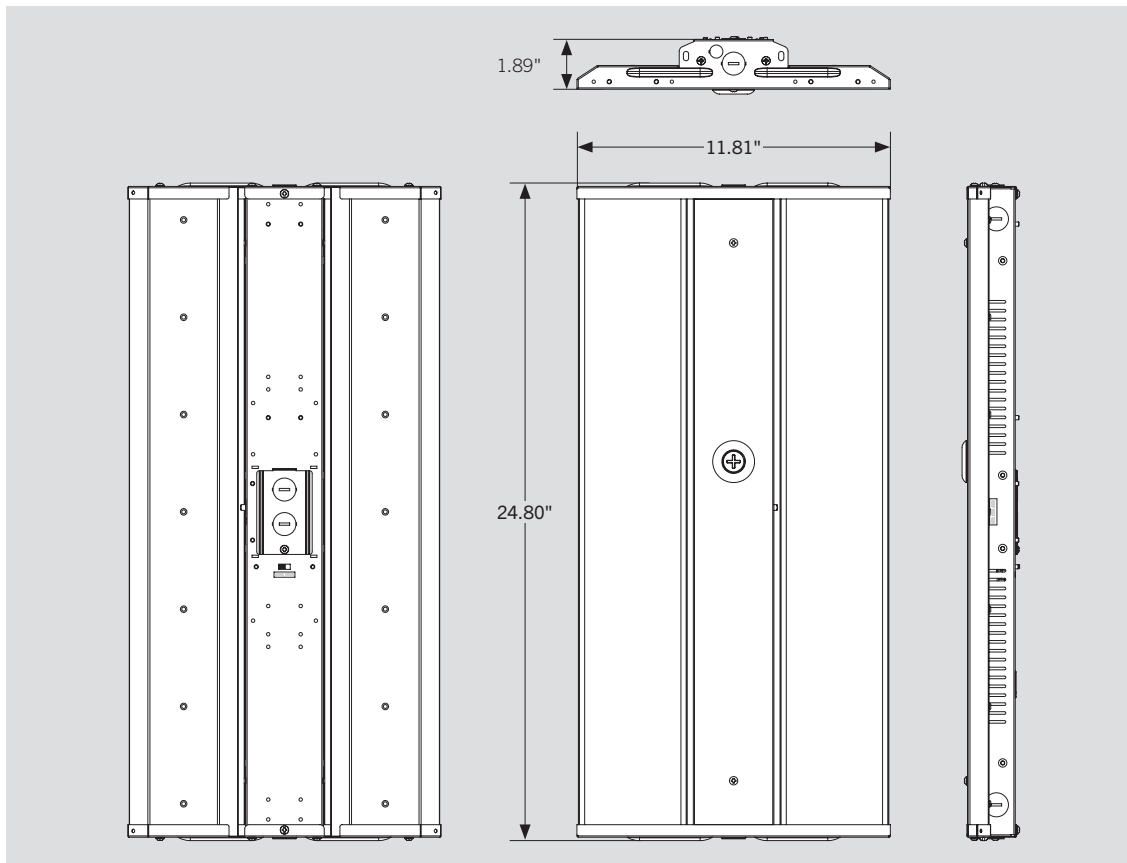
AVERAGE ILLUMINANCE

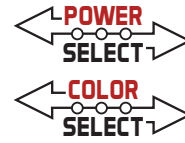


ZONAL LUMEN SUMMARY

Zone	Lumens	% Luminaire
0-30	5,456	35%
0-40	8,882	58%
0-60	13,618	88%
60-90	3,353	11%
70-100	765	5%
90-120	7	0%
0-90	15,406	99%
90-180	37	1%
0-180	15,440	100%

PHYSICAL SPECIFICATIONS






KT-HBLEDD105PS-2FB-8CSD-VDIM-P

LED HIGH BAY FIXTURE

ACCESSORIES

SENSORS

Factory-Installable OR Field-Installable (field-installable purchased separately)


✓	SUFFIX*	CATALOG NUMBER	DESCRIPTION	UPC	EASY CODE
	/FC3	KTSL-FC3-12V-PKO-PIR	Bluetooth mesh wireless screw-in low voltage PIR motion sensor and fixture controller for SmartLoop system; with daylight detection 	843654138862	OCW-60
	/PIR2	KTS-PIR2-UV-KO	PIR motion sensor with daylight detection; Preset for 5 min hold time, 10 min standby time at 10% dim, daylight disabled. Adjustable settings via remote control commissioning	843654123288	IOF-04
	/PIR-A	KTS-PIR3-12V-PKO /A	Smart Port PIR motion sensor with daylight detection; Preset for 1 min hold time, 3 min standby time at 30% dim, daylight disabled. Adjustable settings via remote control commissioning	843654133638	RXQ-30
	/PIR-B	KTS-PIR3-12V-PKO /B	Smart Port PIR motion sensor with daylight detection; Preset for 5 min hold time, 10 min standby time at 10% dim, daylight disabled. Adjustable settings via remote control commissioning	843654133645	LEF-34
	/MW3-A	KTS-MW3-12V PKO /A	Screw-in microwave motion sensor with daylight detection; Preset for 1 min hold time, 3 min standby time at 30% dim, daylight disabled. Adjustable settings via remote control commissioning	843654133317	XYR-25
	/MW3-B	KTS-MW3-12V PKO /B	Screw-in microwave motion sensor with daylight detection; Preset for 5 min hold time, 10 min standby time at 10% dim, daylight disabled Adjustable settings via remote control commissioning	843654133324	SPF-37



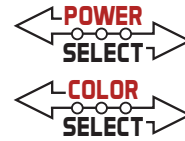
* For factory installation of accessory, add suffix to fixture part number (see ordering examples and instructions on last page of spec sheet).

Field-Installable / Field-Use ONLY (purchased separately)

CATALOG NUMBER	DESCRIPTION	UPC	EASY CODE
KTS-MW3-REMOTECONTROL	Remote control for KTS-MW3-12V-PKO /A or /B and KTS-PIR3-12V-PKO /A or /B sensors. Used to set and adjust all sensor settings, including high-end trim brightness, sensitivity, hold time, daylight threshold, stand-by time, and stand-by dimming level.	843654132020	XSR-61



(Accessories continued on next page)



KT-HBLEDD105PS-2FB-8CSD-VDIM-P

LED HIGH BAY FIXTURE

ACCESSORIES (continued)

CORD SETS

Factory-Installable OR Field-Installable (field-installable purchased separately)

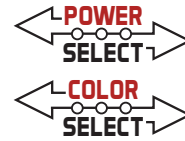
✓	SUFFIX*	CATALOG NUMBER	DESCRIPTION	UPC	EASY CODE
	/515P6	KT-CS-515P-6-18/3	Cord set for high bay; 125V NEMA 5-15P; straight blade plug; 6' SJTOW cable; 18/3 wire	843654140124	UKH-26
	/L715P10	KT-CS-L715P-10-16/3	Cord set for high bays; 277V NEMA L7-15P; twist lock plug; 10' SJTOW cable; 16/3 wire	843654140131	SFV-88
	/L615P10	KT-CS-L615P-10-16/3	Cord set for high bays; 250V NEMA L6-15P; twist lock plug; 10' SJTOW cable; 16/3 wire	843654140148	ZQS-05
	/L515P10	KT-CS-L515P-10-16/3	Cord set for high bays; 250V NEMA L5-15P; twist lock plug; 10' SJTOW cable; 16/3 wire	843654140155	GVH-22
	/L715P6	KT-CS-L715P-6-16/3	Cord set for high bays; 277V NEMA L7-15P; twist lock plug; 6' SJTOW cable; 16/3 wire	843654140162	DVU-44
	/L615P6	KT-CS-L615P-6-16/3	Cord set for high bays; 250V NEMA L6-15P; twist lock plug; 6' SJTOW cable; 16/3 wire	843654140179	LCW-66
	/L515P6	KT-CS-L515P-6-16/3	Cord set for high bays; 250V NEMA L5-15P; twist lock plug; 6' SJTOW cable; 16/3 wire	843654140186	POC-82
	/MC63	KT-MC-NP-6-18/3	MC cable whip for high bays; no plug; inners 1/2" strip on both ends; 6' metal-clad cable; 18/3 wire	843654134505	EYP-82
	/MC65	KT-MC-NP-6-18/5	MC cable whip for high bays; no plug; inners 1/2" strip on both ends; 6' metal-clad cable; 18/5 wire (dimming wires included)	843654134512	CBU-56
	/NP10	KT-CS-NP-10-16/3	Cord for high bays; no plug; inners 1/2" strip on both ends; 10' SJTOW cable; 16/3 wire	843654140193	YOH-90
	/NP6	KT-CS-NP-6-16/3	Cord for high bays; no plug; inners 1/2" strip on both ends; 6' SJTOW cable; 16/3 wire	843654140216	HUB-73
	/NP15	KT-CS-NP-15-16/3	Cord for high bays; no plug; inners 1/2" strip on both ends; 15' SJTOW cable; 16/3 wire	843654140209	EYD-18



Cord Sets

* For factory installation of accessory, add suffix to fixture part number (see ordering examples and instructions on last page of spec sheet).
 Note: For cord sets not listed here, please contact your Keystone sales rep.

(Accessories continued on next page)



KT-HBLED105PS-2FB-8CSD-VDIM-P


LED HIGH BAY FIXTURE

ACCESSORIES (continued)

EMERGENCY BACKUP

Factory-Installable OR Field-Installable (field-installable purchased separately)


✓	SUFFIX*	CATALOG NUMBER	DESCRIPTION	UPC	EASY CODE
	/EM5 [†]	KT-EMRG-LED-5C-500-EN /DF	5W, 500 lumen Smart Safe emergency backup with dual flex cables	843654132433	RAR-74
	/EM12 [†]	KT-EMRG-LED-12C-1200-EN /DF	12W, 1200 lumen Smart Safe emergency backup with dual flex cables	890949019900	YCV-23
	/EM20 [†]	KT-EMRG-LED-20SD-2000-EN /DF	20W, 2000 lumen Smart Safe emergency backup with dual flex cables; Self-diagnostic	843654103143	BZU-19



* For factory installation of accessory, add suffix to fixture part number (see ordering examples and instructions on last page of spec sheet).
[†] Factory installation of emergency backup units will automatically include any relevant mounting bracket.

Field-Installable / Field-Use ONLY (purchased separately)

CATALOG NUMBER	DESCRIPTION	UPC	EASY CODE
KT-HBLED-EM-BR-1B-KIT	Emergency LED backup mounting bracket kit for LED high bay fixtures	843654133737	LAJ-08



(Accessories continued on next page)

KT-HBLEDD105PS-2FB-8CSD-VDIM-P


LED HIGH BAY FIXTURE

ACCESSORIES (continued)

MOUNTS AND BRACKETS

Factory-Installable OR Field-Installable (field-installable purchased separately)




✓	SUFFIX*	CATALOG NUMBER	DESCRIPTION	UPC	EASY CODE
	/WG-1	KT-HBLEDD-WG-2B-KIT	Wire guard kit for 2FB Linear LED high bay fixtures	843654134765	GSX-74



* For factory installation of accessory, add suffix to fixture part number (see ordering examples and instructions on last page of spec sheet).

Field-Installable / Field-Use ONLY (purchased separately)


CATALOG NUMBER	DESCRIPTION	UPC	EASY CODE
KT-HBLEDD-PM-1B-KIT	Pendant mount kit for LED high bay fixtures	843654133706	XAA-31
KT-HBLEDD-SM-1B-KIT	Surface mount kit for LED high bay fixtures	843654133690	LGJ-33
KT-HBLEDD-CABLE-1B-KIT	Aircraft cable hanging kit for LED high bay fixtures	843654133720	WMG-60



STEP-DOWN TRANSFORMERS

Factory-Installable OR Field-Installable (field-installable purchased separately)

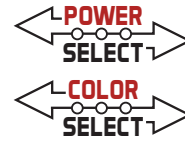
✓	SUFFIX*	CATALOG NUMBER	DESCRIPTION	UPC	EASY CODE
	/480†‡	KTAT-250-480-277 /SF	Fully enclosed, single flex step-down transformer for LED high bay fixtures (250VA or lower)	843654102931	XIM-17



* For factory installation of accessory, add suffix to fixture part number (see ordering examples and instructions on last page of spec sheet).

† Factory installation of step-down transformer units will automatically include any relevant mounting bracket.

‡ Step-down transformers cannot be ordered in conjunction with standard SJTOW cord set options (contact Keystone sales rep for available custom options if needed).



KT-HBLED105PS-2FB-8CSD-VDIM-P

LED HIGH BAY FIXTURE

ORDERING INFORMATION

Catalog Number	Pack Quantity	Easy Code	UPC
KT-HBLED105PS-2FB-8CSD-VDIM-P	TBD	WGG-22	843654134567

CATALOG NUMBER BREAKDOWN

KT-HBLED105PS-2FB-8CSD-VDIM-P


1	2	3	4	5	6	7	8	9	10	11
1 Keystone Technologies	2 LED Stairwell Fixture	3 Wattage	4 Power Select	5 2' Nominal Length	6 Form Factor	7 800 Series	8 Color Select	9 Color Select Designation	10 0–10V Dimming	11 Premium Series

8 Color Select Designation	
A	3500K, 4000K, 5000K
B	3000K, 4000K, 5000K
C	3000K, 3500K, 4000K, 5000K
D	4000K, 5000K

ORDERING EXAMPLES


FIXTURE WITH MULTIPLE FACTORY-INSTALLED ACCESSORIES*

KT-HBLED155-2F-840-VDIM-P /G2/PIR2/L715P6/EM5/WG-1




FIXTURE WITH MULTIPLE FACTORY-INSTALLED ACCESSORIES*

KT-HBLED155-2F-840-VDIM-P /G2/PIR2/EM5/WG-1/480




FIXTURE WITH TWO FACTORY-INSTALLED ACCESSORIES*

KT-HBLED155-2F-840-VDIM-P /G2/PIR2/480




FIXTURE WITH SINGLE FACTORY-INSTALLED ACCESSORY

KT-HBLED155-2F-840-VDIM-P /G2/PIR2



FIXTURE WITH NO FACTORY-INSTALLED ACCESSORIES

KT-HBLED155-2F-840-VDIM-P /G2



KEYSTONE FIXTURE	
CATALOG NUMBER	
	KT-HBLED155-2F-840-VDIM-P /G2

SENSORS	
SUFFIX	CATALOG NUMBER
<input checked="" type="checkbox"/> /PIR2	KTS-PIR2-UV-KO

CORD SETS	
SUFFIX	CATALOG NUMBER
<input checked="" type="checkbox"/> /L715P6	KT-CS-L715P-6-16/3

EMERGENCY BACKUP	
SUFFIX	CATALOG NUMBER
<input checked="" type="checkbox"/> /EM5	KT-EMRG-LED-5C-500-EN /DF

MOUNTS AND BRACKETS	
SUFFIX	CATALOG NUMBER
<input checked="" type="checkbox"/> /WG-1	KT-HBLED-WG-1-KIT /G2

STEP-DOWN TRANSFORMERS	
SUFFIX	CATALOG NUMBER
<input checked="" type="checkbox"/> /480	KTAT-250-480-277 /SF

Note: Step-down transformers cannot be ordered in conjunction with standard SJTOW cord set options (contact Keystone sales rep for available custom options if needed).

* When ordering more than one factory-installed accessory, use multiple suffixes as shown in the ordering examples above.
 Note: All accessories can also be ordered separately for field installation using just their regular Catalog Number, UPC, or Easy Code.



KT-HBLED115-1.5F-8XX-VDIM-P /G2

LED HIGH BAY FIXTURE

DESCRIPTION

Complete Compact LED High Bay Fixture

APPLICATION

Used for commercial and industrial high bay lighting applications



PRODUCT FEATURES

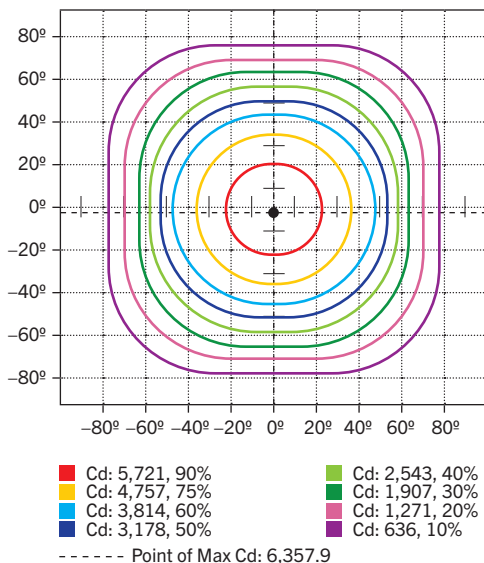
- Architectural grade compact design
- Designed to accept easy screw-in installation of optional sensors via 1/2" threaded receptacle in driver cover
- Compatible with Keystone SmartSafe emergency LED drivers (see accessories section for details)
- Powered by Keystone 0–10V dimming LED drivers with 12V Aux
- Frosted lens eliminates glare
- V-hook and chain mounting accessories included
- UL Listed 1598: Suitable for dry and damp locations
- Ambient operating temperature: –20°C/–4°F to 50°C/122°F
- THD: < 20%
- PF: > 0.90
- LED chip lifetime: L70 >100,000 hrs @ 25°C/77°F ambient fixture temp.

PERFORMANCE SPECIFICATIONS

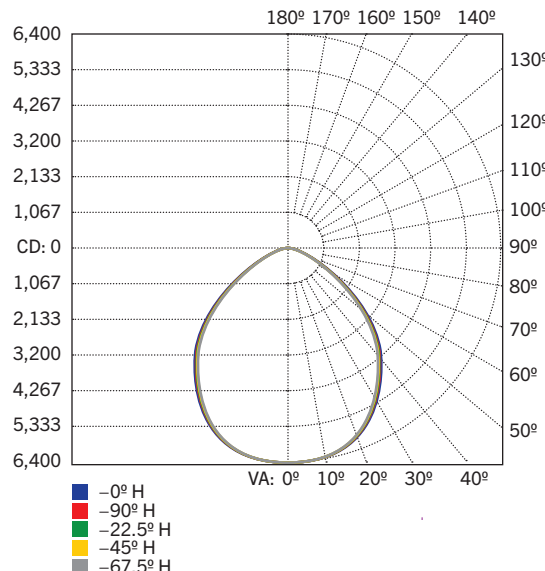
CATALOG NUMBER	NOMINAL LENGTH	INPUT VOLTAGE	CCT	WATTAGE	LUMEN OUTPUT	EFFICACY	CRI	POWER FACTOR	LIFETIME
KT-HBLED115-1.5F-840-VDIM-P/G2	1.5 ft.	120–277V	4000K	115W	17,250	150 lm/W	>80.0	>0.90	50,000 hrs
KT-HBLED115-1.5F-850-VDIM-P/G2	1.5 ft.	120–277V	5000K	115W	17,365	151 lm/W	>80.0	>0.90	50,000 hrs

PHOTOMETRIC SPECIFICATIONS

ISOCANDELA PLOT



POLAR CANDELA DISTRIBUTION



ZONAL LUMEN SUMMARY

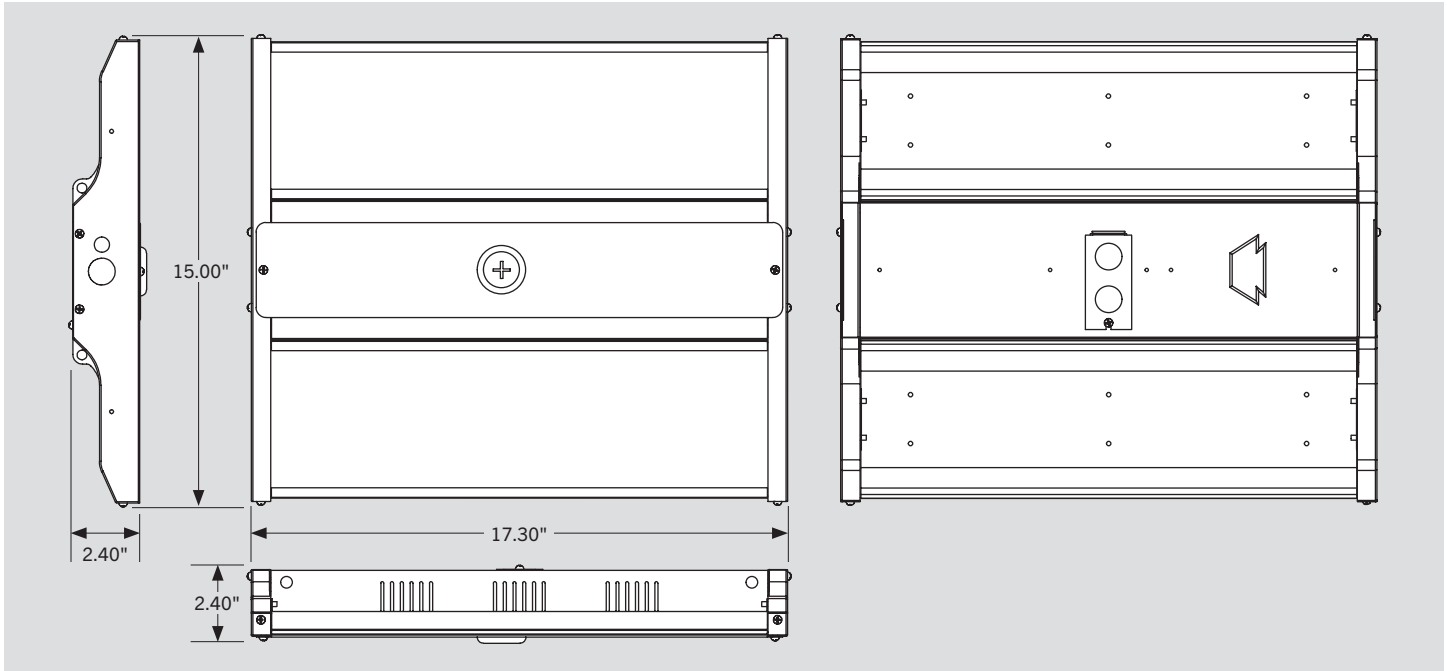
Zone	Lumens	% Luminaire
0–30	4,881.0	30.20%
0–40	7,921.3	49.10%
0–60	13,403.7	83.00%
60–90	2,689.7	16.70%
70–100	1,025.2	6.40%
90–120	13.6	0.10%
0–90	16,093.4	99.70%
90–180	48.7	0.30%
0–180	16,142.1	100%



KT-HBLED115-1.5F-8XX-VDIM-P /G2

LED HIGH BAY FIXTURE

PHYSICAL SPECIFICATIONS







KT-HBLED115-1.5F-8XX-VDIM-P /G2

LED HIGH BAY FIXTURE

ACCESSORIES

SENSORS

Factory-Installable OR Field-Installable (field-installable purchased separately)


✓	SUFFIX*	CATALOG NUMBER	DESCRIPTION	UPC	EASY CODE
	/HBFC1	KTSL-HBFC1-UV-KO-PIR	Smart Loop Bluetooth mesh PIR occupancy sensor with built-in fixture controller 	843654129266	AEJ-50
	/FC3	KTSL-FC3-12V-PKO-PIR	Smart Loop Bluetooth mesh screw-in PIR occupancy sensor with built-in fixture controller. No wiring required. 	843654138862	OCW-60
	/PIR2	KTS-PIR2-UV-KO	PIR sensor for high bay fixtures; Preset for 5 min hold time, 10 min standby time at 10% dim, daylight disabled	843654123288	IOF-04
	/PIR-A	KTS-PIR3-12V-PKO /A	Smart Port PIR sensor for high bay fixtures; Preset for 1 min hold time, 3 min standby time at 30% dim, daylight disabled	843654133638	RXQ-30
	/PIR-B	KTS-PIR3-12V-PKO /B	Smart Port PIR sensor for high bay fixtures; Preset for 5 min hold time, 10 min standby time at 10% dim, daylight disabled	843654133645	LEF-34
	/MW3-A	KTS-MW3-12V PKO /A	Smart Port Microwave Occupancy sensor for high bay fixtures; Preset for 1 min hold time, 3 min standby time at 30% dim, daylight disabled	843654133317	XYR-25
	/MW3-B	KTS-MW3-12V PKO /B	Smart Port Microwave Occupancy sensor for high bay fixtures; Preset for 5 min hold time, 10 min standby time at 10% dim, daylight disabled	843654133324	SPF-37



* For factory installation of accessory, add suffix to fixture part number (see ordering examples and instructions on last page of spec sheet).

Field-Installable / Field-Use ONLY (purchased separately)

CATALOG NUMBER	DESCRIPTION	UPC	EASY CODE
KTS-MW3-REMOTECONTROL	Remote control for KTS-MW3-12V-PKO /A or /B and KTS-PIR3-12V-PKO /A or /B sensors. Used to set and adjust all sensor settings, including high-end trim brightness, sensitivity, hold time, daylight threshold, stand-by time, and stand-by dimming level.	843654132020	XSR-61



(Accessories continued on next page)

KT-HBLED115-1.5F-8XX-VDIM-P /G2

LED HIGH BAY FIXTURE

ACCESSORIES (continued)

CORD SETS

Factory-Installable OR Field-Installable (field-installable purchased separately)

✓	SUFFIX*	CATALOG NUMBER	DESCRIPTION	UPC	EASY CODE
	/515P6	KT-CS-515P-6-18/3	Cord set for high bay; 125V NEMA 5-15P; straight blade plug; 6' SJTOW cable; 18/3 wire	843654140124	UKH-26
	/L715P10	KT-CS-L715P-10-16/3	Cord set for high bays; 277V NEMA L7-15P; twist lock plug; 10' SJTOW cable; 16/3 wire	843654140131	SFV-88
	/L615P10	KT-CS-L615P-10-16/3	Cord set for high bays; 250V NEMA L6-15P; twist lock plug; 10' SJTOW cable; 16/3 wire	843654140148	ZQS-05
	/L515P10	KT-CS-L515P-10-16/3	Cord set for high bays; 250V NEMA L5-15P; twist lock plug; 10' SJTOW cable; 16/3 wire	843654140155	GVH-22
	/L715P6	KT-CS-L715P-6-16/3	Cord set for high bays; 277V NEMA L7-15P; twist lock plug; 6' SJTOW cable; 16/3 wire	843654140162	DVU-44
	/L615P6	KT-CS-L615P-6-16/3	Cord set for high bays; 250V NEMA L6-15P; twist lock plug; 6' SJTOW cable; 16/3 wire	843654140179	LCW-66
	/L515P6	KT-CS-L515P-6-16/3	Cord set for high bays; 250V NEMA L5-15P; twist lock plug; 6' SJTOW cable; 16/3 wire	843654140186	POC-82
	/MC63	KT-MC-NP-6-18/3	MC cable whip for high bays; no plug; inners 1/2" strip on both ends; 6' metal-clad cable; 18/3 wire	843654134505	EYP-82
	/MC65	KT-MC-NP-6-18/5	MC cable whip for high bays; no plug; inners 1/2" strip on both ends; 6' metal-clad cable; 18/5 wire (dimming wires included)	843654134512	CBU-56
	/NP10	KT-CS-NP-10-16/3	Cord for high bays; no plug; inners 1/2" strip on both ends; 10' SJTOW cable; 16/3 wire	843654140193	YOH-90
	/NP6	KT-CS-NP-6-16/3	Cord for high bays; no plug; inners 1/2" strip on both ends; 6' SJTOW cable; 16/3 wire	843654140216	HUB-73
	/NP15	KT-CS-NP-15-16/3	Cord for high bays; no plug; inners 1/2" strip on both ends; 15' SJTOW cable; 16/3 wire	843654140209	EYD-18
	/NP6D	KT-CS-NP-6-18/5	Cord for fixtures; no plug; inners 1/2" strip on both ends; 6' long black SJTOW cable; 300V; 18/5 wire	843654153346	ANT-58
	/NP6D	KT-CS-NP-6-18/6	Cord for fixtures; no plug; inners 1/2" strip on both ends; 6' long black SJTOW cable; 300V; 18/6 wire. For use with Emergency	843654153353	ZRX-06
	/NP10D	KT-CS-NP-10-18/5	Cord for fixtures; no plug; inners 1/2" strip on both ends; 10" long black SJTOW cord; 300V; 18/5 wire	843654153360	DSZ-45
	/NP10D	KT-CS-NP-10-18/6	Cord for fixtures; no plug; inners 1/2" strip on both ends; 10" long black SJTOW cord; 300V; 18/6 wire. For use with Emergency	843654153377	FFI-18
	/NP15D	KT-CS-NP-15-18/5	Cord for fixtures; no plug; inners 1/2" strip on both ends; 15" long black SJTOW cord; 300V; 18/5 wire	843654153384	JEB-96
	/NP15D	KT-CS-NP-15-18/6	Cord for fixtures; no plug; inners 1/2" strip on both ends; 15" long black SJTOW cord; 300V; 18/6 wire. For use with Emergency	843654153391	RQV-39
	/NP20D	KT-CS-NP-20-18/5	Cord for fixtures; no plug; inners 1/2" strip on both ends; 20" long black SJTOW cord; 300V; 18/5 wire	843654154442	USN-91
	/NP20D	KT-CS-NP-20-18/6	Cord for fixtures; no plug; inners 1/2" strip on both ends; 20" long black SJTOW cord; 300V; 18/6 wire. For use with Emergency	843654154459	JCN-20
	/NP22D	KT-CS-NP-22-18/5	Cord for fixtures; no plug; inners 1/2" strip on both ends; 20" long black SJTOW cord; 300V; 18/5 wire	843654153407	DUH-47
	/NP22D	KT-CS-NP-22-18/6	Cord for fixtures; no plug; inners 1/2" strip on both ends; 20" long black SJTOW cord; 300V; 18/6 wire. For use with Emergency	843654153414	ITP-55



* For factory installation of accessory, add suffix to fixture part number (see ordering examples and instructions on last page of spec sheet).
 Note: For cord sets not listed here, please contact your Keystone sales rep.

(Accessories continued on next page)

KT-HBLED115-1.5F-8XX-VDIM-P /G2

LED HIGH BAY FIXTURE

ACCESSORIES (continued)

EMERGENCY BACKUP

Factory-Installable OR Field-Installable (field-installable purchased separately)

✓	SUFFIX*	CATALOG NUMBER	DESCRIPTION	UPC	EASY CODE
	/EM5†	KT-EMRG-LED-5C-500-EN /DF	5W, 500 lumen Smart Safe emergency backup with dual flex cables	843654132433	RAR-74
	/EM12†	KT-EMRG-LED-12C-1200-EN /DF	12W, 1200 lumen Smart Safe emergency backup with dual flex cables	890949019900	YCV-23
	/EM20†	KT-EMRG-LED-20SD-2000-EN /DF	20W, 2000 lumen Smart Safe emergency backup with dual flex cables; Self-diagnostic	843654103143	BZU-19




5W, 500 lumen Battery Backup
KT-EMRG-LED-5C-500-EN /DF



12W, 1200 lumen Battery Backup
KT-EMRG-LED-12C-1200-EN /DF



20W, 2000 lumen Battery Backup
KT-EMRG-LED-20SD-2000-EN /DF



* For factory installation of accessory, add suffix to fixture part number (see ordering examples and instructions on last page of spec sheet).
† Factory installation of emergency backup units will automatically include any relevant mounting bracket.

Field-Installable / Field-Use ONLY (purchased separately)

CATALOG NUMBER	DESCRIPTION	UPC	EASY CODE
KT-HBLED-EM-BR-KIT	Emergency LED backup mounting bracket kit for LED high bay fixtures	843654110066	OGY-07



Emergency Backup Mounting Bracket
KT-HBLED-EM-BR-KIT



(Accessories continued on next page)

KT-HBLED115-1.5F-8XX-VDIM-P /G2


LED HIGH BAY FIXTURE

ACCESSORIES (continued)

MOUNTS AND BRACKETS

Factory-Installable OR Field-Installable (field-installable purchased separately)


✓	SUFFIX*	CATALOG NUMBER	DESCRIPTION	UPC	EASY CODE
	/WG-5	KT-HBLED-WG-5-KIT /G2	Wire guard kit for 1.5' /G2 linear LED high bay fixtures (115W)	843654137865	HUY-56



* For factory installation of accessory, add suffix to fixture part number (see ordering examples and instructions on last page of spec sheet).

Field-Installable / Field-Use ONLY (purchased separately)


CATALOG NUMBER	DESCRIPTION	UPC	EASY CODE
KT-HBLED-SM-1-KIT	Surface mount kit for LED high bay fixtures	890919020035	LDN-61
KT-HBLED-CABLE-KIT	Aircraft cable hanging kit for LED high bay fixtures	890949012871	XPJ-88



STEP-DOWN TRANSFORMERS

Factory-Installable OR Field-Installable (field-installable purchased separately)

✓	SUFFIX*	CATALOG NUMBER	DESCRIPTION	UPC	EASY CODE
	/480†‡	KTAT-250-480-277 /SF	Fully enclosed, single flex step-down transformer for LED high bay fixtures (250VA or lower)	843654102931	XIM-17



* For factory installation of accessory, add suffix to fixture part number (see ordering examples and instructions on last page of spec sheet).

† Factory installation of step-down transformer units will automatically include any relevant mounting bracket.

‡ Step-down transformers cannot be ordered in conjunction with standard SJTOW cord set options (contact keystone sales rep for available custom options if needed).



KT-HBLED115-1.5F-8XX-VDIM-P /G2

LED HIGH BAY FIXTURE

FIXTURE ORDERING INFORMATION

ORDER CODE	PACK QTY.	UPC	EASY CODE
KT-HBLED115-1.5F-840-VDIM-P /G2	1	843654136721	GRZ-03
KT-HBLED115-1.5F-850-VDIM-P /G2	1	843654136738	AHO-72

FIXTURE CATALOG NUMBER BREAKDOWN


KT-HBLED115-1.5F-8XX-VDIM-P /G2

1	2	3	4	5	6	7	8	9	10
1 Keystone Technologies	2 LED High Bay Fixture	3 Wattage	4 Nominal Length	5 Frosted Lens	6 80 CRI	7 Color Temperature	8 0–10V Dimming	9 Premium Series	10 2nd Generation

ORDERING EXAMPLES


FIXTURE WITH MULTIPLE FACTORY-INSTALLED ACCESSORIES*

KT-HBLED115-1.5F-840-VDIM-P /G2/PIR2/L715P6/EM5/WG-5




FIXTURE WITH MULTIPLE FACTORY-INSTALLED ACCESSORIES*

KT-HBLED115-1.5F-840-VDIM-P /G2/PIR2/EM5/WG-5/480




FIXTURE WITH TWO FACTORY-INSTALLED ACCESSORIES*

KT-HBLED115-1.5F-840-VDIM-P /G2/PIR2/480




FIXTURE WITH SINGLE FACTORY-INSTALLED ACCESSORY

KT-HBLED115-1.5F-840-VDIM-P /G2/PIR2



FIXTURE WITH NO FACTORY-INSTALLED ACCESSORIES

KT-HBLED115-1.5F-840-VDIM-P /G2



KEYSTONE FIXTURE	
CATALOG NUMBER	
KT-HBLED115-1.5F-840-VDIM-P /G2	

SENSORS	
SUFFIX	CATALOG NUMBER
<input checked="" type="checkbox"/> /PIR2	KTS-PIR2-UV-KO

CORD SETS	
SUFFIX	CATALOG NUMBER
<input checked="" type="checkbox"/> /L715P6	KT-CS-L715P-6-16/3

EMERGENCY BACKUP	
SUFFIX	CATALOG NUMBER
<input checked="" type="checkbox"/> /EM5	KT-EMRG-LED-5C-500-EN /DF

MOUNTS AND BRACKETS	
SUFFIX	CATALOG NUMBER
<input checked="" type="checkbox"/> /WG-5	KT-HBLED-WG-5-KIT /G2

STEP-DOWN TRANSFORMERS	
SUFFIX	CATALOG NUMBER
<input checked="" type="checkbox"/> /480	KTAT-250-480-277 /SF

Note: Step-down transformers cannot be ordered in conjunction with standard SJTOW cord set options (contact Keystone sales rep for available custom options if needed).

* When ordering more than one factory-installed accessory, use multiple suffixes as shown in the ordering examples above.
 Note: All accessories can also be ordered separately for field installation using just their regular Catalog Number, UPC, or Easy Code.



KT-HBLED155-2F-8XX-VDIM-P /G2

LED HIGH BAY FIXTURE

DESCRIPTION

Complete Compact LED High Bay Fixture

APPLICATION

Used for commercial and industrial high bay lighting applications



PRODUCT FEATURES

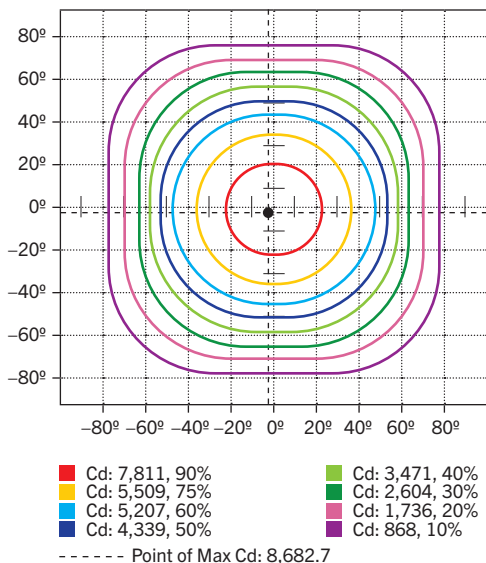
- Architectural grade compact design
- Designed to accept easy screw-in installation of optional sensors via 1/2" threaded receptacle in driver cover
- Compatible with Keystone SmartSafe emergency LED drivers (see accessories section for details)
- Powered by Keystone 0–10V dimming LED drivers with 12V Aux
- Frosted lens eliminates glare
- V-hook and chain mounting accessories included
- UL Listed 1598: Suitable for dry and damp locations
- Ambient operating temperature: –20°C/–4°F to 50°C/122°F
- THD: < 20%
- PF: > 0.90
- LED chip lifetime: L70 >100,000 hrs @ 25°C/77°F ambient fixture temp.

PERFORMANCE SPECIFICATIONS

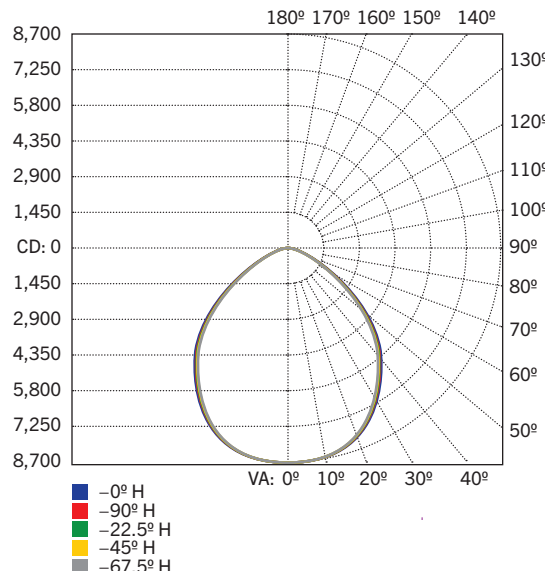
CATALOG NUMBER	NOMINAL LENGTH	INPUT VOLTAGE	CCT	WATTAGE	LUMEN OUTPUT	EFFICACY	CRI	POWER FACTOR	LIFETIME
KT-HBLED155-2F-840-VDIM-P /G2	2 ft.	120–277V	4000K	155W	23,250	150 lm/W	>80.0	>0.90	50,000 hrs
KT-HBLED155-2F-850-VDIM-P /G2	2 ft.	120–277V	5000K	155W	23,405	151 lm/W	>80.0	>0.90	50,000 hrs

PHOTOMETRIC SPECIFICATIONS

ISOCANDELA PLOT



POLAR CANDELA DISTRIBUTION



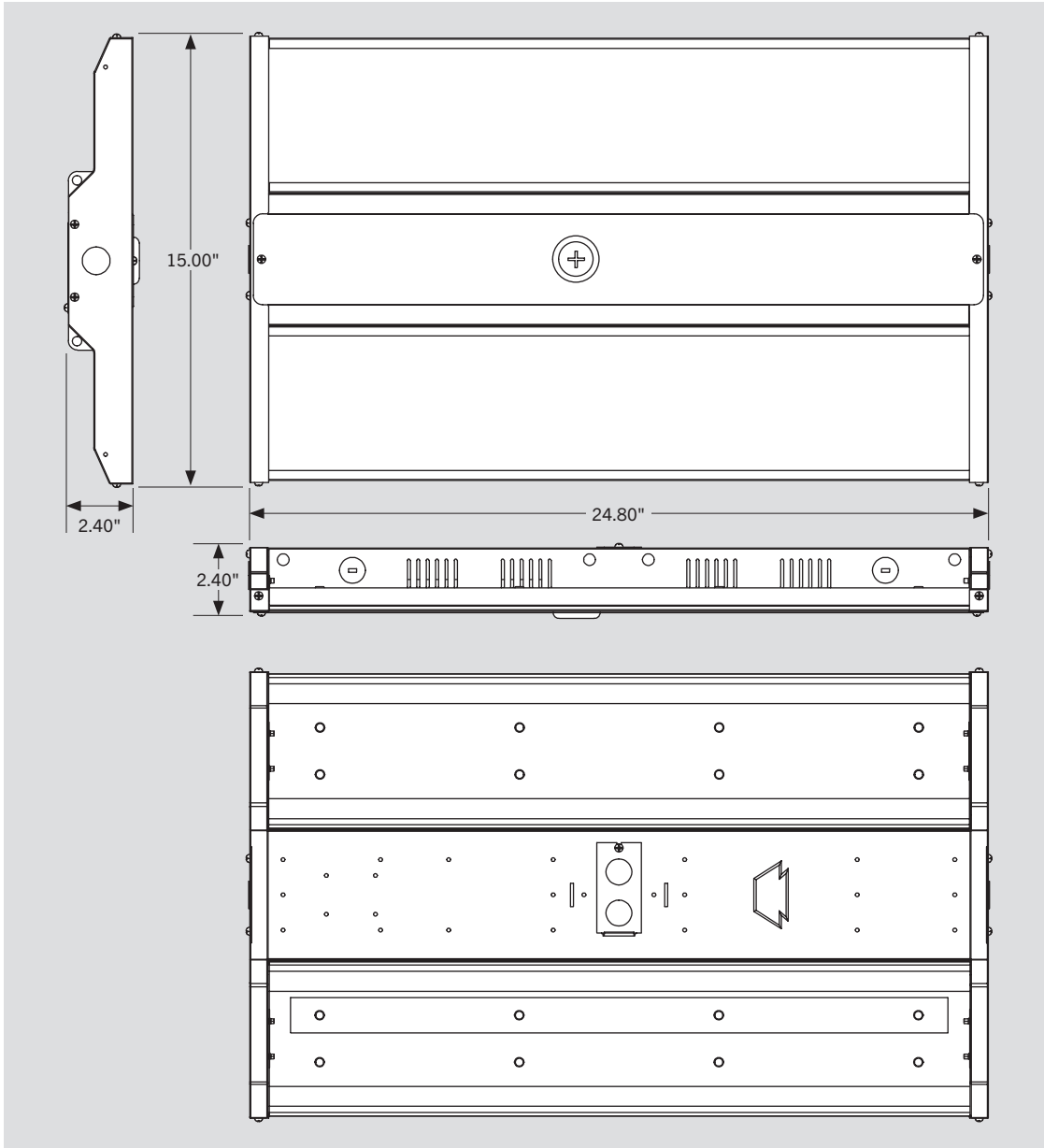
ZONAL LUMEN SUMMARY

Zone	Lumens	% Luminaire
0–30	6,673.5	30.30%
0–40	10,833.6	49.10%
0–60	18,337.7	83.20%
60–90	3,649.0	16.50%
70–100	1,380.5	6.30%
90–120	17.5	0.10%
0–90	21,986.7	99.70%
90–180	62.8	0.30%
0–180	22,049.5	100%

KT-HBLED155-2F-8XX-VDIM-P /G2

LED HIGH BAY FIXTURE

PHYSICAL SPECIFICATIONS





KT-HBLEDD155-2F-8XX-VDIM-P /G2

LED HIGH BAY FIXTURE

ACCESSORIES

SENSORS

Factory-Installable OR Field-Installable (field-installable purchased separately)


✓	SUFFIX*	CATALOG NUMBER	DESCRIPTION	UPC	EASY CODE
	/HBFC1	KTSL-HBFC1-UV-KO-PIR	Smart Loop Bluetooth mesh PIR occupancy sensor with built-in fixture controller	843654129266	AEJ-50
	/FC3	KTSL-FC3-12V-PKO-PIR	Smart Loop Bluetooth mesh screw-in PIR occupancy sensor with built-in fixture controller. No wiring required.	843654138862	OCW-60
	/PIR2	KTS-PIR2-UV-KO	PIR sensor for high bay fixtures; Preset for 5 min hold time, 10 min standby time at 10% dim, daylight disabled	843654123288	IOF-04
	/PIR-A	KTS-PIR3-12V-PKO /A	Smart Port PIR sensor for high bay fixtures; Preset for 1 min hold time, 3 min standby time at 30% dim, daylight disabled	843654133638	RXQ-30
	/PIR-B	KTS-PIR3-12V-PKO /B	Smart Port PIR sensor for high bay fixtures; Preset for 5 min hold time, 10 min standby time at 10% dim, daylight disabled	843654133645	LEF-34
	/MW3-A	KTS-MW3-12V PKO /A	Smart Port Microwave Occupancy sensor for high bay fixtures; Preset for 1 min hold time, 3 min standby time at 30% dim, daylight disabled	843654133317	XYR-25
	/MW3-B	KTS-MW3-12V PKO /B	Smart Port Microwave Occupancy sensor for high bay fixtures; Preset for 5 min hold time, 10 min standby time at 10% dim, daylight disabled	843654133324	SPF-37



* For factory installation of accessory, add suffix to fixture part number (see ordering examples and instructions on last page of spec sheet).

Field-Installable / Field-Use ONLY (purchased separately)

CATALOG NUMBER	DESCRIPTION	UPC	EASY CODE
KTS-MW3-REMOTECONTROL	Remote control for KTS-MW3-12V-PKO /A or /B and KTS-PIR3-12V-PKO /A or /B sensors. Used to set and adjust all sensor settings, including high-end trim brightness, sensitivity, hold time, daylight threshold, stand-by time, and stand-by dimming level.	843654132020	XSR-61



(Accessories continued on next page)

KT-HBLED155-2F-8XX-VDIM-P /G2

LED HIGH BAY FIXTURE

ACCESSORIES (continued)

CORD SETS

Factory-Installable OR Field-Installable (field-installable purchased separately)

✓	SUFFIX*	CATALOG NUMBER	DESCRIPTION	UPC	EASY CODE
	/515P6	KT-CS-515P-6-18/3	Cord set for high bay; 125V NEMA 5-15P; straight blade plug; 6' SJTOW cable; 18/3 wire	843654140124	UKH-26
	/L715P10	KT-CS-L715P-10-16/3	Cord set for high bays; 277V NEMA L7-15P; twist lock plug; 10' SJTOW cable; 16/3 wire	843654140131	SFV-88
	/L615P10	KT-CS-L615P-10-16/3	Cord set for high bays; 250V NEMA L6-15P; twist lock plug; 10' SJTOW cable; 16/3 wire	843654140148	ZQS-05
	/L515P10	KT-CS-L515P-10-16/3	Cord set for high bays; 250V NEMA L5-15P; twist lock plug; 10' SJTOW cable; 16/3 wire	843654140155	GVH-22
	/L715P6	KT-CS-L715P-6-16/3	Cord set for high bays; 277V NEMA L7-15P; twist lock plug; 6' SJTOW cable; 16/3 wire	843654140162	DVU-44
	/L615P6	KT-CS-L615P-6-16/3	Cord set for high bays; 250V NEMA L6-15P; twist lock plug; 6' SJTOW cable; 16/3 wire	843654140179	LCW-66
	/L515P6	KT-CS-L515P-6-16/3	Cord set for high bays; 250V NEMA L5-15P; twist lock plug; 6' SJTOW cable; 16/3 wire	843654140186	POC-82
	/MC63	KT-MC-NP-6-18/3	MC cable whip for high bays; no plug; inners 1/2" strip on both ends; 6' metal-clad cable; 18/3 wire	843654134505	EYP-82
	/MC65	KT-MC-NP-6-18/5	MC cable whip for high bays; no plug; inners 1/2" strip on both ends; 6' metal-clad cable; 18/5 wire (dimming wires included)	843654134512	CBU-56
	/NP10	KT-CS-NP-10-16/3	Cord for high bays; no plug; inners 1/2" strip on both ends; 10' SJTOW cable; 16/3 wire	843654140193	YOH-90
	/NP6	KT-CS-NP-6-16/3	Cord for high bays; no plug; inners 1/2" strip on both ends; 6' SJTOW cable; 16/3 wire	843654140216	HUB-73
	/NP15	KT-CS-NP-15-16/3	Cord for high bays; no plug; inners 1/2" strip on both ends; 15' SJTOW cable; 16/3 wire	843654140209	EYD-18
	/NP6D	KT-CS-NP-6-18/5	Cord for fixtures; no plug; inners 1/2" strip on both ends; 6' long black SJTOW cable; 300V; 18/5 wire	843654153346	ANT-58
	/NP6D	KT-CS-NP-6-18/6	Cord for fixtures; no plug; inners 1/2" strip on both ends; 6' long black SJTOW cable; 300V; 18/6 wire. For use with Emergency	843654153353	ZRX-06
	/NP10D	KT-CS-NP-10-18/5	Cord for fixtures; no plug; inners 1/2" strip on both ends; 10" long black SJTOW cord; 300V; 18/5 wire	843654153360	DSZ-45
	/NP10D	KT-CS-NP-10-18/6	Cord for fixtures; no plug; inners 1/2" strip on both ends; 10" long black SJTOW cord; 300V; 18/6 wire. For use with Emergency	843654153377	FFI-18
	/NP15D	KT-CS-NP-15-18/5	Cord for fixtures; no plug; inners 1/2" strip on both ends; 15" long black SJTOW cord; 300V; 18/5 wire	843654153384	JEB-96
	/NP15D	KT-CS-NP-15-18/6	Cord for fixtures; no plug; inners 1/2" strip on both ends; 15" long black SJTOW cord; 300V; 18/6 wire. For use with Emergency	843654153391	RQV-39
	/NP20D	KT-CS-NP-20-18/5	Cord for fixtures; no plug; inners 1/2" strip on both ends; 20" long black SJTOW cord; 300V; 18/5 wire	843654154442	USN-91
	/NP20D	KT-CS-NP-20-18/6	Cord for fixtures; no plug; inners 1/2" strip on both ends; 20" long black SJTOW cord; 300V; 18/6 wire. For use with Emergency	843654154459	JCN-20
	/NP22D	KT-CS-NP-22-18/5	Cord for fixtures; no plug; inners 1/2" strip on both ends; 20" long black SJTOW cord; 300V; 18/5 wire	843654153407	DUH-47
	/NP22D	KT-CS-NP-22-18/6	Cord for fixtures; no plug; inners 1/2" strip on both ends; 20" long black SJTOW cord; 300V; 18/6 wire. For use with Emergency	843654153414	ITP-55



Cord Sets



* For factory installation of accessory, add suffix to fixture part number (see ordering examples and instructions on last page of spec sheet).
 Note: For cord sets not listed here, please contact your Keystone sales rep.

(Accessories continued on next page)



KT-HBLED155-2F-8XX-VDIM-P /G2

LED HIGH BAY FIXTURE

ACCESSORIES (continued)

EMERGENCY BACKUP

Factory-Installable OR Field-Installable (field-installable purchased separately)

✓	SUFFIX*	CATALOG NUMBER	DESCRIPTION	UPC	EASY CODE
	/EM5†	KT-EMRG-LED-5C-500-EN /DF	5W, 500 lumen Smart Safe emergency backup with dual flex cables	843654132433	RAR-74
	/EM12†	KT-EMRG-LED-12C-1200-EN /DF	12W, 1200 lumen Smart Safe emergency backup with dual flex cables	890949019900	YCV-23
	/EM20†	KT-EMRG-LED-20SD-2000-EN /DF	20W, 2000 lumen Smart Safe emergency backup with dual flex cables; Self-diagnostic	843654103143	BZU-19




5W, 500 lumen Battery Backup
KT-EMRG-LED-5C-500-EN /DF



12W, 1200 lumen Battery Backup
KT-EMRG-LED-12C-1200-EN /DF



20W, 2000 lumen Battery Backup
KT-EMRG-LED-20SD-2000-EN /DF



* For factory installation of accessory, add suffix to fixture part number (see ordering examples and instructions on last page of spec sheet).
† Factory installation of emergency backup units will automatically include any relevant mounting bracket.

Field-Installable / Field-Use ONLY (purchased separately)

CATALOG NUMBER	DESCRIPTION	UPC	EASY CODE
KT-HBLED-EM-BR-KIT	Emergency LED backup mounting bracket kit for LED high bay fixtures	843654110066	OGY-07



Emergency Backup Mounting Bracket
KT-HBLED-EM-BR-KIT



(Accessories continued on next page)

KT-HBLE155-2F-8XX-VDIM-P /G2


LED HIGH BAY FIXTURE

ACCESSORIES (continued)

MOUNTS AND BRACKETS

Factory-Installable OR Field-Installable (field-installable purchased separately)



✓	SUFFIX*	CATALOG NUMBER	DESCRIPTION	UPC	EASY CODE
	/WG-1	KT-HBLE155-2F-8XX-VDIM-P /G2	Wire guard kit for 2.0' /G2 linear LED high bay fixtures (155W)	843654137759	ZCB-56



* For factory installation of accessory, add suffix to fixture part number (see ordering examples and instructions on last page of spec sheet).

Field-Installable / Field-Use ONLY (purchased separately)


CATALOG NUMBER	DESCRIPTION	UPC	EASY CODE
KT-HBLE155-2F-8XX-VDIM-P /G2	Pendant mount kit for LED high bay fixtures	890919020042	HRV-72
KT-HBLE155-2F-8XX-VDIM-P /G2	Surface mount kit for LED high bay fixtures	890919020035	LDN-61
KT-HBLE155-2F-8XX-VDIM-P /G2	Aircraft cable hanging kit for LED high bay fixtures	890949012871	XPJ-88



STEP-DOWN TRANSFORMERS

Factory-Installable OR Field-Installable (field-installable purchased separately)

✓	SUFFIX*	CATALOG NUMBER	DESCRIPTION	UPC	EASY CODE
	/480†‡	KTAT-250-480-277 /SF	Fully enclosed, single flex step-down transformer for LED high bay fixtures (250VA or lower)	843654102931	XIM-17



* For factory installation of accessory, add suffix to fixture part number (see ordering examples and instructions on last page of spec sheet).

† Factory installation of step-down transformer units will automatically include any relevant mounting bracket.

‡ Step-down transformers cannot be ordered in conjunction with standard SJTOW cord set options (contact Keystone sales rep for available custom options if needed).



KT-HBLED155-2F-8XX-VDIM-P /G2

LED HIGH BAY FIXTURE

FIXTURE ORDERING INFORMATION

ORDER CODE	PACK QTY.	UPC	EASY CODE
KT-HBLED155-2F-840-VDIM-P /G2	1	843654136745	NHC-35
KT-HBLED155-2F-850-VDIM-P /G2	1	843654136752	PJL-12

FIXTURE CATALOG NUMBER BREAKDOWN


KT-HBLED155-2F-8XX-VDIM-P /G2

1	2	3	4	5	6	7	8	9	10
1 Keystone Technologies	2 LED High Bay Fixture	3 Wattage	4 Nominal Length	5 Frosted Lens	6 80 CRI	7 Color Temperature	8 0–10V Dimming	9 Premium Series	10 2nd Generation

ORDERING EXAMPLES


FIXTURE WITH MULTIPLE FACTORY-INSTALLED ACCESSORIES*

KT-HBLED155-2F-840-VDIM-P /G2/PIR2/L715P6/EM5/WG-1




FIXTURE WITH MULTIPLE FACTORY-INSTALLED ACCESSORIES*

KT-HBLED155-2F-840-VDIM-P /G2/PIR2/EM5/WG-1/480




FIXTURE WITH TWO FACTORY-INSTALLED ACCESSORIES*

KT-HBLED155-2F-840-VDIM-P /G2/PIR2/480




FIXTURE WITH SINGLE FACTORY-INSTALLED ACCESSORY

KT-HBLED155-2F-840-VDIM-P /G2/PIR2



FIXTURE WITH NO FACTORY-INSTALLED ACCESSORIES

KT-HBLED155-2F-840-VDIM-P /G2



KEYSTONE FIXTURE

CATALOG NUMBER

KT-HBLED155-2F-840-VDIM-P /G2

SENSORS

✓	SUFFIX	CATALOG NUMBER
✓	/PIR2	KTS-PIR2-UV-KO

CORD SETS

✓	SUFFIX	CATALOG NUMBER
✓	/L715P6	KT-CS-L715P-6-16/3

EMERGENCY BACKUP

✓	SUFFIX	CATALOG NUMBER
✓	/EM5	KT-EMRG-LED-5C-500-EN /DF

MOUNTS AND BRACKETS

✓	SUFFIX	CATALOG NUMBER
✓	/WG-1	KT-HBLED-WG-1-KIT /G2

STEP-DOWN TRANSFORMERS

✓	SUFFIX	CATALOG NUMBER
✓	/480	KTAT-250-480-277 /SF

Note: Step-down transformers cannot be ordered in conjunction with standard SJTOW cord set options (contact Keystone sales rep for available custom options if needed).

* When ordering more than one factory-installed accessory, use multiple suffixes as shown in the ordering examples above.
 Note: All accessories can also be ordered separately for field installation using just their regular Catalog Number, UPC, or Easy Code.



KT-HBLED185-2F-8XX-VDIM-P /G2

LED HIGH BAY FIXTURE

DESCRIPTION

Complete Compact LED High Bay Fixture

APPLICATION

Used for commercial and industrial high bay lighting applications



PRODUCT FEATURES

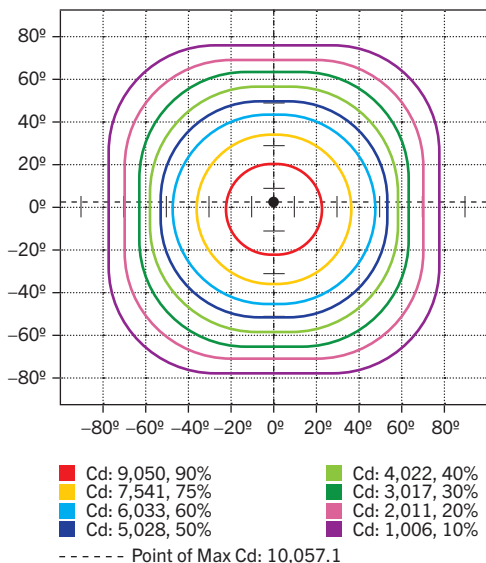
- Architectural grade compact design
- Designed to accept easy screw-in installation of optional sensors via 1/2" threaded receptacle in driver cover
- Compatible with Keystone SmartSafe emergency LED drivers (see accessories section for details)
- Powered by Keystone 0–10V dimming LED drivers with 12V Aux
- Frosted lens eliminates glare
- V-hook and chain mounting accessories included
- UL Listed 1598: Suitable for dry and damp locations
- Ambient operating temperature: –20°C/–4°F to 50°C/122°F
- THD: < 20%
- PF: > 0.90
- LED chip lifetime: L70 >100,000 hrs @ 25°C/77°F ambient fixture temp.

PERFORMANCE SPECIFICATIONS

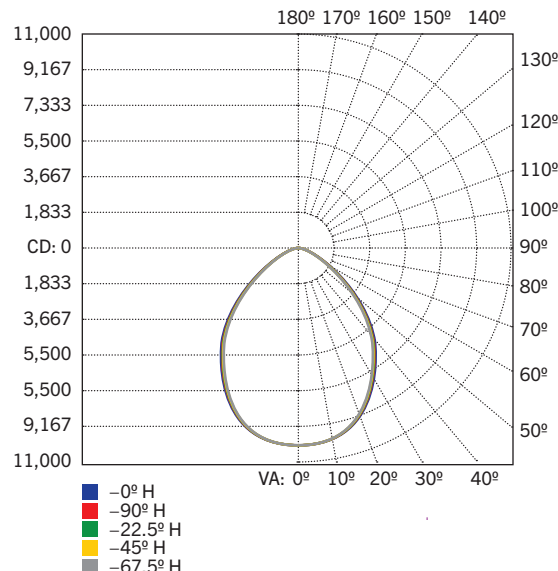
CATALOG NUMBER	NOMINAL LENGTH	INPUT VOLTAGE	CCT	WATTAGE	LUMEN OUTPUT	EFFICACY	CRI	POWER FACTOR	LIFETIME
KT-HBLED185-2F-840-VDIM-P /G2	2 ft.	120–277V	4000K	185W	27,750	150 lm/W	>80.0	>0.90	50,000 hrs
KT-HBLED185-2F-850-VDIM-P /G2	2 ft.	120–277V	5000K	185W	27,935	151 lm/W	>80.0	>0.90	50,000 hrs

PHOTOMETRIC SPECIFICATIONS

ISOCANDELA PLOT



POLAR CANDELA DISTRIBUTION



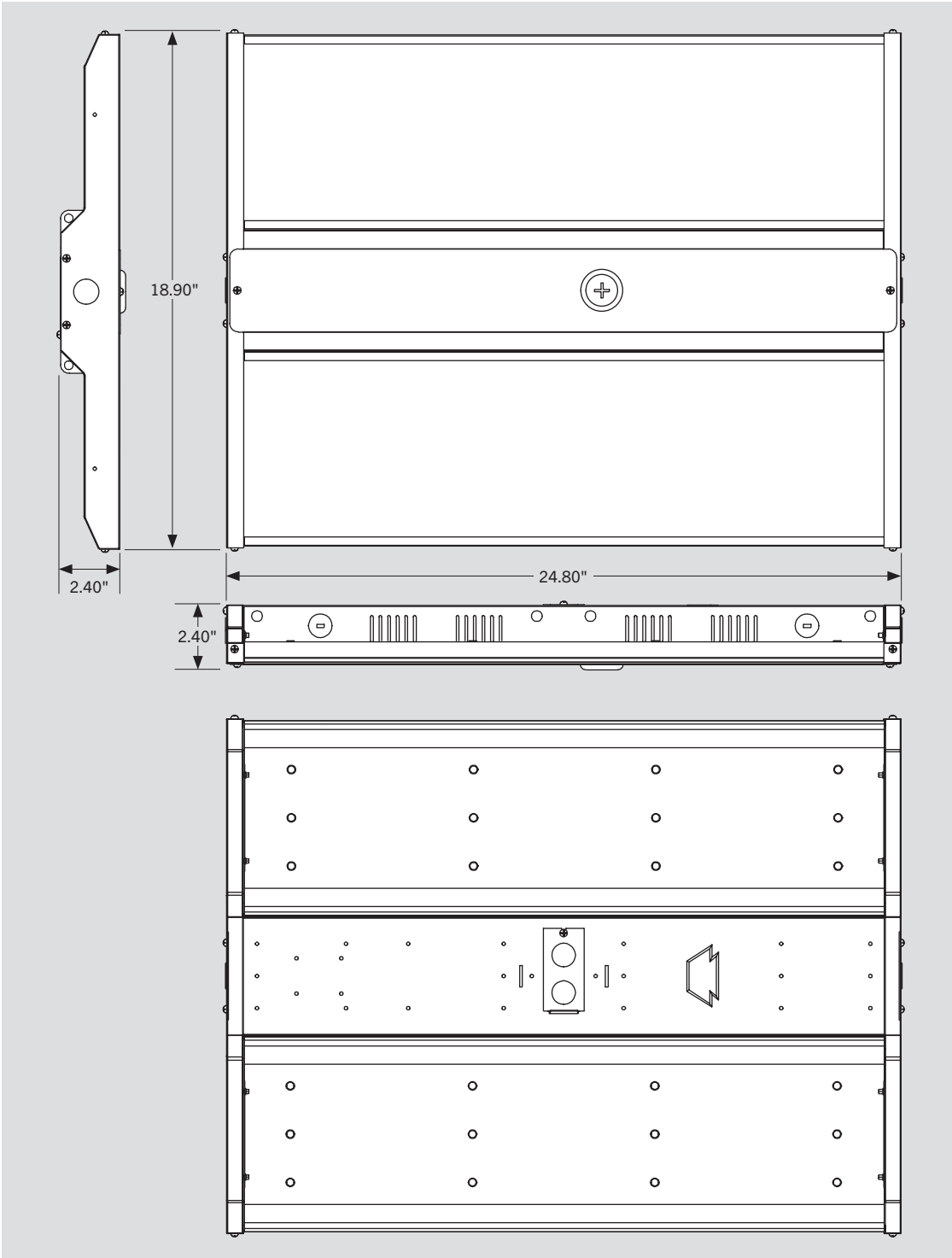
ZONAL LUMEN SUMMARY

Zone	Lumens	% Luminaire
0–30	7,726.2	29.90%
0–40	12,549.1	48.60%
0–60	21,340.8	82.60%
60–90	4,432.5	17.10%
70–100	1,707.8	6.60%
90–120	20.8	0.10%
0–90	25,773.3	99.70%
90–180	72.7	0.30%
0–180	25,845.9	100%

KT-HBLED185-2F-8XX-VDIM-P /G2

LED HIGH BAY FIXTURE

PHYSICAL SPECIFICATIONS







KT-HBLED185-2F-8XX-VDIM-P /G2

LED HIGH BAY FIXTURE

ACCESSORIES

SENSORS

Factory-Installable OR Field-Installable (field-installable purchased separately)


✓	SUFFIX*	CATALOG NUMBER	DESCRIPTION	UPC	EASY CODE
	/HBFC1	KTSL-HBFC1-UV-KO-PIR	Smart Loop Bluetooth mesh PIR occupancy sensor with built-in fixture controller 	843654129266	AEJ-50
	/FC3	KTSL-FC3-12V-PKO-PIR	Smart Loop Bluetooth mesh screw-in PIR occupancy sensor with built-in fixture controller. No wiring required. 	843654138862	OCW-60
	/PIR2	KTS-PIR2-UV-KO	PIR sensor for high bay fixtures; Preset for 5 min hold time, 10 min standby time at 10% dim, daylight disabled	843654123288	IOF-04
	/PIR-A	KTS-PIR3-12V-PKO /A	Smart Port PIR sensor for high bay fixtures; Preset for 1 min hold time, 3 min standby time at 30% dim, daylight disabled	843654133638	RXQ-30
	/PIR-B	KTS-PIR3-12V-PKO /B	Smart Port PIR sensor for high bay fixtures; Preset for 5 min hold time, 10 min standby time at 10% dim, daylight disabled	843654133645	LEF-34
	/MW3-A	KTS-MW3-12V PKO /A	Smart Port Microwave Occupancy sensor for high bay fixtures; Preset for 1 min hold time, 3 min standby time at 30% dim, daylight disabled	843654133317	XYR-25
	/MW3-B	KTS-MW3-12V PKO /B	Smart Port Microwave Occupancy sensor for high bay fixtures; Preset for 5 min hold time, 10 min standby time at 10% dim, daylight disabled	843654133324	SPF-37



* For factory installation of accessory, add suffix to fixture part number (see ordering examples and instructions on last page of spec sheet).

Field-Installable / Field-Use ONLY (purchased separately)

CATALOG NUMBER	DESCRIPTION	UPC	EASY CODE
KTS-MW3-REMOTECONTROL	Remote control for KTS-MW3-12V-PKO /A or /B and KTS-PIR3-12V-PKO /A or /B sensors. Used to set and adjust all sensor settings, including high-end trim brightness, sensitivity, hold time, daylight threshold, stand-by time, and stand-by dimming level.	843654132020	XSR-61



(Accessories continued on next page)

KT-HBLED185-2F-8XX-VDIM-P /G2

LED HIGH BAY FIXTURE

ACCESSORIES (continued)

CORD SETS

Factory-Installable OR Field-Installable (field-installable purchased separately)

✓	SUFFIX*	CATALOG NUMBER	DESCRIPTION	UPC	EASY CODE
	/515P6	KT-CS-515P-6-18/3	Cord set for high bay; 125V NEMA 5-15P; straight blade plug; 6' SJTOW cable; 18/3 wire	843654140124	UKH-26
	/L715P10	KT-CS-L715P-10-16/3	Cord set for high bays; 277V NEMA L7-15P; twist lock plug; 10' SJTOW cable; 16/3 wire	843654140131	SFV-88
	/L615P10	KT-CS-L615P-10-16/3	Cord set for high bays; 250V NEMA L6-15P; twist lock plug; 10' SJTOW cable; 16/3 wire	843654140148	ZQS-05
	/L515P10	KT-CS-L515P-10-16/3	Cord set for high bays; 250V NEMA L5-15P; twist lock plug; 10' SJTOW cable; 16/3 wire	843654140155	GVH-22
	/L715P6	KT-CS-L715P-6-16/3	Cord set for high bays; 277V NEMA L7-15P; twist lock plug; 6' SJTOW cable; 16/3 wire	843654140162	DVU-44
	/L615P6	KT-CS-L615P-6-16/3	Cord set for high bays; 250V NEMA L6-15P; twist lock plug; 6' SJTOW cable; 16/3 wire	843654140179	LCW-66
	/L515P6	KT-CS-L515P-6-16/3	Cord set for high bays; 250V NEMA L5-15P; twist lock plug; 6' SJTOW cable; 16/3 wire	843654140186	POC-82
	/MC63	KT-MC-NP-6-18/3	MC cable whip for high bays; no plug; inners 1/2" strip on both ends; 6' metal-clad cable; 18/3 wire	843654134505	EYP-82
	/MC65	KT-MC-NP-6-18/5	MC cable whip for high bays; no plug; inners 1/2" strip on both ends; 6' metal-clad cable; 18/5 wire (dimming wires included)	843654134512	CBU-56
	/NP10	KT-CS-NP-10-16/3	Cord for high bays; no plug; inners 1/2" strip on both ends; 10' SJTOW cable; 16/3 wire	843654140193	YOH-90
	/NP6	KT-CS-NP-6-16/3	Cord for high bays; no plug; inners 1/2" strip on both ends; 6' SJTOW cable; 16/3 wire	843654140216	HUB-73
	/NP15	KT-CS-NP-15-16/3	Cord for high bays; no plug; inners 1/2" strip on both ends; 15' SJTOW cable; 16/3 wire	843654140209	EYD-18
	/NP6D	KT-CS-NP-6-18/5	Cord for fixtures; no plug; inners 1/2" strip on both ends; 6' long black SJTOW cable; 300V; 18/5 wire	843654153346	ANT-58
	/NP6D	KT-CS-NP-6-18/6	Cord for fixtures; no plug; inners 1/2" strip on both ends; 6' long black SJTOW cable; 300V; 18/6 wire. For use with Emergency	843654153353	ZRX-06
	/NP10D	KT-CS-NP-10-18/5	Cord for fixtures; no plug; inners 1/2" strip on both ends; 10" long black SJTOW cord; 300V; 18/5 wire	843654153360	DSZ-45
	/NP10D	KT-CS-NP-10-18/6	Cord for fixtures; no plug; inners 1/2" strip on both ends; 10" long black SJTOW cord; 300V; 18/6 wire. For use with Emergency	843654153377	FFI-18
	/NP15D	KT-CS-NP-15-18/5	Cord for fixtures; no plug; inners 1/2" strip on both ends; 15" long black SJTOW cord; 300V; 18/5 wire	843654153384	JEB-96
	/NP15D	KT-CS-NP-15-18/6	Cord for fixtures; no plug; inners 1/2" strip on both ends; 15" long black SJTOW cord; 300V; 18/6 wire. For use with Emergency	843654153391	RQV-39
	/NP20D	KT-CS-NP-20-18/5	Cord for fixtures; no plug; inners 1/2" strip on both ends; 20" long black SJTOW cord; 300V; 18/5 wire	843654154442	USN-91
	/NP20D	KT-CS-NP-20-18/6	Cord for fixtures; no plug; inners 1/2" strip on both ends; 20" long black SJTOW cord; 300V; 18/6 wire. For use with Emergency	843654154459	JCN-20
	/NP22D	KT-CS-NP-22-18/5	Cord for fixtures; no plug; inners 1/2" strip on both ends; 20" long black SJTOW cord; 300V; 18/5 wire	843654153407	DUH-47
	/NP22D	KT-CS-NP-22-18/6	Cord for fixtures; no plug; inners 1/2" strip on both ends; 20" long black SJTOW cord; 300V; 18/6 wire. For use with Emergency	843654153414	ITP-55



Cord Sets



* For factory installation of accessory, add suffix to fixture part number (see ordering examples and instructions on last page of spec sheet).
 Note: For cord sets not listed here, please contact your Keystone sales rep.

(Accessories continued on next page)



KT-HBLED185-2F-8XX-VDIM-P /G2

LED HIGH BAY FIXTURE

ACCESSORIES (continued)

EMERGENCY BACKUP

Factory-Installable OR Field-Installable (field-installable purchased separately)

✓	SUFFIX*	CATALOG NUMBER	DESCRIPTION	UPC	EASY CODE
	/EM5 [†]	KT-EMRG-LED-5C-500-EN /DF	5W, 500 lumen Smart Safe emergency backup with dual flex cables	843654132433	RAR-74
	/EM12 [†]	KT-EMRG-LED-12C-1200-EN /DF	12W, 1200 lumen Smart Safe emergency backup with dual flex cables	890949019900	YCV-23
	/EM20 [†]	KT-EMRG-LED-20SD-2000-EN /DF	20W, 2000 lumen Smart Safe emergency backup with dual flex cables; Self-diagnostic	843654103143	BZU-19




5W, 500 lumen Battery Backup
KT-EMRG-LED-5C-500-EN /DF



12W, 1200 lumen Battery Backup
KT-EMRG-LED-12C-1200-EN /DF



20W, 2000 lumen Battery Backup
KT-EMRG-LED-20SD-2000-EN /DF



* For factory installation of accessory, add suffix to fixture part number (see ordering examples and instructions on last page of spec sheet).
[†] Factory installation of emergency backup units will automatically include any relevant mounting bracket.

Field-Installable / Field-Use ONLY (purchased separately)

CATALOG NUMBER	DESCRIPTION	UPC	EASY CODE
KT-HBLED-EM-BR-KIT	Emergency LED backup mounting bracket kit for LED high bay fixtures	843654110066	OGY-07



Emergency Backup Mounting Bracket
KT-HBLED-EM-BR-KIT



(Accessories continued on next page)

KT-HBLEDD185-2F-8XX-VDIM-P /G2

LED HIGH BAY FIXTURE

ACCESSORIES (continued)

MOUNTS AND BRACKETS

Factory-Installable OR Field-Installable (field-installable purchased separately)



✓	SUFFIX*	CATALOG NUMBER	DESCRIPTION	UPC	EASY CODE
	/WG-2	KT-HBLEDD-WG-2-KIT /G2	Wire guard kit for 2.0' /G2 linear LED high bay fixtures (185W)	843654137766	NJN-71



* For factory installation of accessory, add suffix to fixture part number (see ordering examples and instructions on last page of spec sheet).

Field-Installable / Field-Use ONLY (purchased separately)


CATALOG NUMBER	DESCRIPTION	UPC	EASY CODE
KT-HBLEDD-PM-1-KIT	Pendant mount kit for LED high bay fixtures	890919020042	HRV-72
KT-HBLEDD-SM-1-KIT	Surface mount kit for LED high bay fixtures	890919020035	LDN-61
KT-HBLEDD-CABLE-KIT	Aircraft cable hanging kit for LED high bay fixtures	890949012871	XPJ-88



STEP-DOWN TRANSFORMERS

Factory-Installable OR Field-Installable (field-installable purchased separately)

✓	SUFFIX*	CATALOG NUMBER	DESCRIPTION	UPC	EASY CODE
	/480 ^{†‡}	KTAT-250-480-277 /SF	Fully enclosed, single flex step-down transformer for LED high bay fixtures (250VA or lower)	843654102931	XIM-17



* For factory installation of accessory, add suffix to fixture part number (see ordering examples and instructions on last page of spec sheet).

[†] Factory installation of step-down transformer units will automatically include any relevant mounting bracket.

[‡] Step-down transformers cannot be ordered in conjunction with standard SJTOW cord set options (contact Keystone sales rep for available custom options if needed).



KT-HBLED185-2F-8XX-VDIM-P /G2

LED HIGH BAY FIXTURE

FIXTURE ORDERING INFORMATION

ORDER CODE	PACK QTY.	UPC	EASY CODE
KT-HBLED185-2F-840-VDIM-P /G2	1	843654136769	MTS-64
KT-HBLED185-2F-850-VDIM-P /G2	1	843654136776	XRA-69

FIXTURE CATALOG NUMBER BREAKDOWN


KT-HBLED185-2F-8XX-VDIM-P /G2

1	2	3	4	5	6	7	8	9	10
1 Keystone Technologies	2 LED High Bay Fixture	3 Wattage	4 Nominal Length	5 Frosted Lens	6 80 CRI	7 Color Temperature	8 0–10V Dimming	9 Premium Series	10 2nd Generation

ORDERING EXAMPLES


FIXTURE WITH MULTIPLE FACTORY-INSTALLED ACCESSORIES*

KT-HBLED185-2F-840-VDIM-P /G2/PIR2/L715P6/EM5/WG-2




FIXTURE WITH MULTIPLE FACTORY-INSTALLED ACCESSORIES*

KT-HBLED185-2F-840-VDIM-P /G2/PIR2/EM5/WG-2/480




FIXTURE WITH TWO FACTORY-INSTALLED ACCESSORIES*

KT-HBLED185-2F-840-VDIM-P /G2/PIR2/480




FIXTURE WITH SINGLE FACTORY-INSTALLED ACCESSORY

KT-HBLED185-2F-840-VDIM-P /G2/PIR2



FIXTURE WITH NO FACTORY-INSTALLED ACCESSORIES

KT-HBLED185-2F-840-VDIM-P /G2



KEYSTONE FIXTURE

CATALOG NUMBER

KT-HBLED185-2F-840-VDIM-P /G2

SENSORS

✓	SUFFIX	CATALOG NUMBER
✓	/PIR2	KTS-PIR2-UV-KO

CORD SETS

✓	SUFFIX	CATALOG NUMBER
✓	/L715P6	KT-CS-L715P-6-16/3

EMERGENCY BACKUP

✓	SUFFIX	CATALOG NUMBER
✓	/EM5	KT-EMRG-LED-5C-500-EN /DF

MOUNTS AND BRACKETS

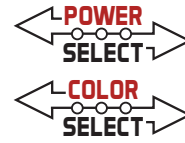
✓	SUFFIX	CATALOG NUMBER
✓	/WG-2	KT-HBLED-WG-2-KIT /G2

STEP-DOWN TRANSFORMERS

✓	SUFFIX	CATALOG NUMBER
✓	/480	KTAT-250-480-277 /SF

Note: Step-down transformers cannot be ordered in conjunction with standard SJTOW cord set options (contact Keystone sales rep for available custom options if needed).

* When ordering more than one factory-installed accessory, use multiple suffixes as shown in the ordering examples above.
 Note: All accessories can also be ordered separately for field installation using just their regular Catalog Number, UPC, or Easy Code.



KT-HBLED215PS-2FB-8CSD-VDIM-P

LED HIGH BAY FIXTURE

DESCRIPTION

2' LED High Bay Fixture | 120–277V Input | Frosted Lens | 0–10V Dimming | Premium Series

APPLICATION

Used for commercial and industrial high bay lighting applications



PRODUCT FEATURES

- Powered by Keystone 0–10V dimming LED drivers
- Smooth diffused lens for an even appearance
- 0–10V Dimming, Dim-to-off
- Compatible with Keystone SmartSafe emergency LED drivers
- Compatible with Keystone 480–277V step down transformers
- Built in port to accept Quick install Keystone sensor (KTS-MW3-12V-PKO & KTS-PIR3-12V-PKO.) NO wiring required
- Ambient operating temperature: –40°C/–40°F to 50°C/122°F
- UL Listed 1598: Suitable for damp locations
- THD: < 20%
- Power factor > 0.95
- L70 > 100,000 hours
- DLC Premium Listed
- Architectural grade compact design
- Frosted lens eliminates glare
- V-hook and chain mounting accessories included
- Compatible with Keystone SmartSafe emergency LED drivers; KT-EMRG-LED-12C-1200-EN /DF and KT-EMRG-LED-20SD-2000-EN / DF are optimal for fixture level installation; mounting kit KT-HBLED-EM-BR-1B-KIT required (sold separately)

POWER AND COLOR TEMPERATURE SELECTABILITY

- Keystone Color Select Technology: Adjustable CCT (4000K/5000K)
- Keystone Power Select Technology: Adjustable Wattage (215W/175W/135W)

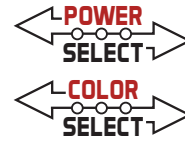


PRODUCT SPECIFICATIONS

Catalog Number	Input Voltage	Wattage	CCT	Lumen Output	Efficacy	CRI	Power Factor	Lifetime
KT-HBLED215PS-2FB-8CSD-VDIM-P	120–277V	215W	4000K	30,500	142 lm/W	> 80	> 0.90	50,000 hrs
			5000K	30,600	142 lm/W			
		175W	4000K	25,900	148 lm/W			
			5000K	26,000	149 lm/W			
		135W	4000K	20,800	154 lm/W			
			5000K	20,900	155 lm/W			

ONE CATALOG NUMBER WITH 6 DIFFERENT OPTIONS

* Preset to highest lumen output (215W / 5000K)
 * Color Uniformity: CCT (Correlated Color Temperature) range as per guidelines outlined in ANSI C78.377-2017.

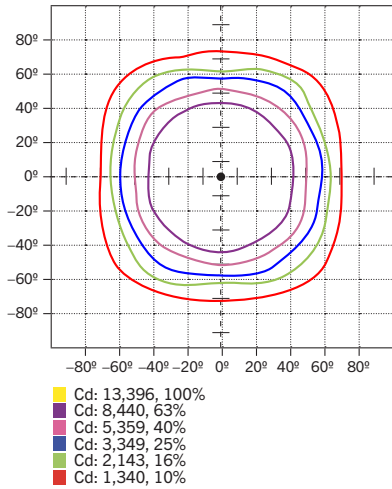


KT-HBLEDD215PS-2FB-8CSD-VDIM-P


LED HIGH BAY FIXTURE

PHOTOMETRIC SPECIFICATIONS

ISOCANDELA PLOT



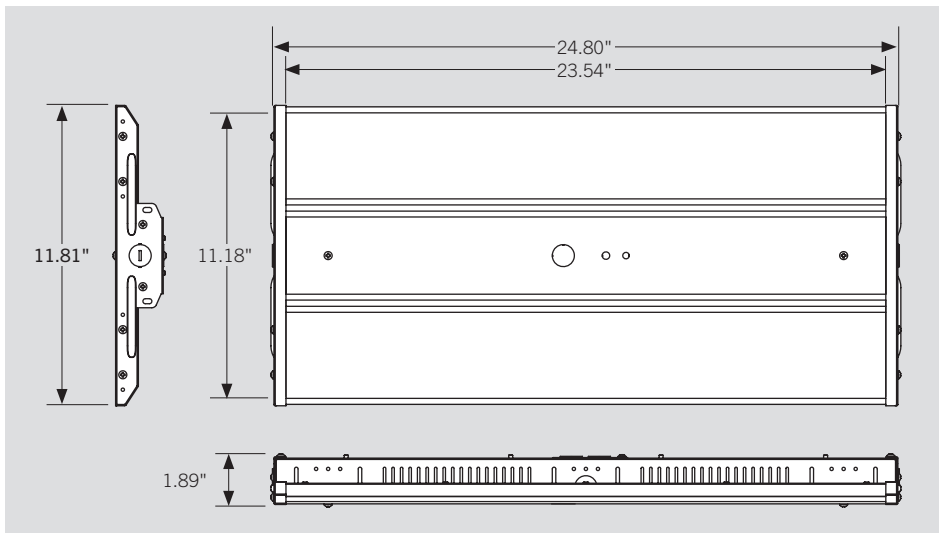
AVERAGE ILLUMINANCE



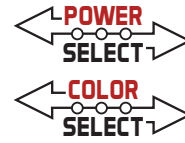
ZONAL LUMEN SUMMARY

Zone	Lumens	% Luminaire
0-60	27,071	88%
60-90	3,353	11%
0-90	30,424	99%
90-180	256	1%
0-180	30,680	100%

PHYSICAL SPECIFICATIONS



Weight	12.6 lb
--------	---------



KT-HBLEDD215PS-2FB-8CSD-VDIM-P

LED HIGH BAY FIXTURE

ACCESSORIES

SENSORS


Factory-Installable OR Field-Installable (field-installable purchased separately)

✓	SUFFIX*	CATALOG NUMBER	DESCRIPTION	UPC	EASY CODE
	/FC3	KTSL-FC3-12V-PKO-PIR	Smart Loop Bluetooth mesh screw-in PIR occupancy sensor with built-in fixture controller. No wiring required.	843654138862	OCW-60
	/PIR2	KTS-PIR2-UV-KO	PIR sensor for high bay fixtures; Preset for 5 min hold time, 10 min standby time at 10% dim, daylight disabled	843654123288	IOF-04
	/PIR-A	KTS-PIR3-12V-PKO /A	Smart Port PIR sensor for high bay fixtures; Preset for 1 min hold time, 3 min standby time at 30% dim, daylight disabled	843654133638	RXQ-30
	/PIR-B	KTS-PIR3-12V-PKO /B	Smart Port PIR sensor for high bay fixtures; Preset for 5 min hold time, 10 min standby time at 10% dim, daylight disabled	843654133645	LEF-34
	/MW3-A	KTS-MW3-12V PKO /A	Smart Port Microwave Occupancy sensor for high bay fixtures; Preset for 1 min hold time, 3 min standby time at 30% dim, daylight disabled	843654133317	XYR-25
	/MW3-B	KTS-MW3-12V PKO /B	Smart Port Microwave Occupancy sensor for high bay fixtures; Preset for 5 min hold time, 10 min standby time at 10% dim, daylight disabled	843654133324	SPF-37

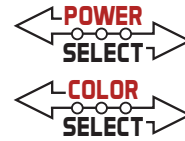


Field-Installable / Field-Use ONLY (purchased separately)

CATALOG NUMBER	DESCRIPTION	UPC	EASY CODE
KTS-MW3-REMOTECONTROL	Remote control for KTS-MW3-12V-PKO /A or /B and KTS-PIR3-12V-PKO /A or /B sensors. Used to set and adjust all sensor settings, including high-end trim brightness, sensitivity, hold time, daylight threshold, stand-by time, and stand-by dimming level.	843654132020	XSR-61



(Accessories continued on next page)



KT-HBLEDD215PS-2FB-8CSD-VDIM-P

LED HIGH BAY FIXTURE

ACCESSORIES (continued)

CORD SETS

Factory-Installable OR Field-Installable (field-installable purchased separately)

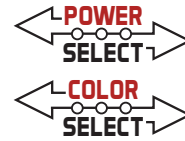
✓	SUFFIX*	CATALOG NUMBER	DESCRIPTION	UPC	EASY CODE
	/515P6	KT-CS-515P-6-18/3	Cord set for high bay; 125V NEMA 5-15P; straight blade plug; 6' SJTOW cable; 18/3 wire	843654140124	UKH-26
	/L715P10	KT-CS-L715P-10-16/3	Cord set for high bays; 277V NEMA L7-15P; twist lock plug; 10' SJTOW cable; 16/3 wire	843654140131	SFV-88
	/L615P10	KT-CS-L615P-10-16/3	Cord set for high bays; 250V NEMA L6-15P; twist lock plug; 10' SJTOW cable; 16/3 wire	843654140148	ZQS-05
	/L515P10	KT-CS-L515P-10-16/3	Cord set for high bays; 250V NEMA L5-15P; twist lock plug; 10' SJTOW cable; 16/3 wire	843654140155	GVH-22
	/L715P6	KT-CS-L715P-6-16/3	Cord set for high bays; 277V NEMA L7-15P; twist lock plug; 6' SJTOW cable; 16/3 wire	843654140162	DVU-44
	/L615P6	KT-CS-L615P-6-16/3	Cord set for high bays; 250V NEMA L6-15P; twist lock plug; 6' SJTOW cable; 16/3 wire	843654140179	LCW-66
	/L515P6	KT-CS-L515P-6-16/3	Cord set for high bays; 250V NEMA L5-15P; twist lock plug; 6' SJTOW cable; 16/3 wire	843654140186	POC-82
	/MC63	KT-MC-NP-6-18/3	MC cable whip for high bays; no plug; inners 1/2" strip on both ends; 6' metal-clad cable; 18/3 wire	843654134505	EYP-82
	/MC65	KT-MC-NP-6-18/5	MC cable whip for high bays; no plug; inners 1/2" strip on both ends; 6' metal-clad cable; 18/5 wire (dimming wires included)	843654134512	CBU-56
	/NP10	KT-CS-NP-10-16/3	Cord for high bays; no plug; inners 1/2" strip on both ends; 10' SJTOW cable; 16/3 wire	843654140193	YOH-90
	/NP6	KT-CS-NP-6-16/3	Cord for high bays; no plug; inners 1/2" strip on both ends; 6' SJTOW cable; 16/3 wire	843654140216	HUB-73
	/NP15	KT-CS-NP-15-16/3	Cord for high bays; no plug; inners 1/2" strip on both ends; 15' SJTOW cable; 16/3 wire	843654140209	EYD-18



Cord Sets

* For factory installation of accessory, add suffix to fixture part number (see ordering examples and instructions on last page of spec sheet).
Note: For cord sets not listed here, please contact your Keystone sales rep.

(Accessories continued on next page)



KT-HBLED215PS-2FB-8CSD-VDIM-P


LED HIGH BAY FIXTURE

ACCESSORIES (continued)

EMERGENCY BACKUP

Factory-Installable OR Field-Installable (field-installable purchased separately)


<input checked="" type="checkbox"/>	SUFFIX*	CATALOG NUMBER	DESCRIPTION	UPC	EASY CODE
	/EM5 [†]	KT-EMRG-LED-5C-500-EN /DF	5W, 500 lumen Smart Safe emergency backup with dual flex cables	843654132433	RAR-74
	/EM12 [†]	KT-EMRG-LED-12C-1200-EN /DF	12W, 1200 lumen Smart Safe emergency backup with dual flex cables	890949019900	YCV-23
	/EM20 [†]	KT-EMRG-LED-20SD-2000-EN /DF	20W, 2000 lumen Smart Safe emergency backup with dual flex cables; Self-diagnostic	843654103143	BZU-19



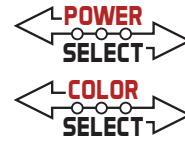
* For factory installation of accessory, add suffix to fixture part number (see ordering examples and instructions on last page of spec sheet).
[†] Factory installation of emergency backup units will automatically include any relevant mounting bracket.

Field-Installable / Field-Use ONLY (purchased separately)

CATALOG NUMBER	DESCRIPTION	UPC	EASY CODE
KT-HBLED-EM-BR-1B-KIT	Emergency LED backup mounting bracket kit for LED high bay fixtures	843654133737	LAJ-08



(Accessories continued on next page)



KT-HBLEDD215PS-2FB-8CSD-VDIM-P


LED HIGH BAY FIXTURE

ACCESSORIES (continued)

MOUNTS AND BRACKETS

Factory-Installable OR Field-Installable (field-installable purchased separately)




✓	SUFFIX*	CATALOG NUMBER	DESCRIPTION	UPC	EASY CODE
	/WG-1	KT-HBLEDD-WG-1B-KIT	Wire guard kit for 2FB Linear LED high bay fixtures	843654133713	STK-79



* For factory installation of accessory, add suffix to fixture part number (see ordering examples and instructions on last page of spec sheet).

Field-Installable / Field-Use ONLY (purchased separately)


CATALOG NUMBER	DESCRIPTION	UPC	EASY CODE
KT-HBLEDD-PM-1B-KIT	Pendant mount kit for LED high bay fixtures	843654133706	XAA-31
KT-HBLEDD-SM-1B-KIT	Surface mount kit for LED high bay fixtures	843654133690	LGJ-33
KT-HBLEDD-CABLE-1B-KIT	Aircraft cable hanging kit for LED high bay fixtures	843654133720	WMG-60



STEP-DOWN TRANSFORMERS

Factory-Installable OR Field-Installable (field-installable purchased separately)

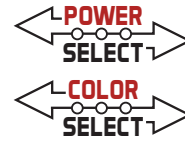
✓	SUFFIX*	CATALOG NUMBER	DESCRIPTION	UPC	EASY CODE
	/480†‡	KTAT-250-480-277 /SF	Fully enclosed, single flex step-down transformer for LED high bay fixtures (250VA or lower)	843654102931	XIM-17



* For factory installation of accessory, add suffix to fixture part number (see ordering examples and instructions on last page of spec sheet).

† Factory installation of step-down transformer units will automatically include any relevant mounting bracket.

‡ Step-down transformers cannot be ordered in conjunction with standard SJTOW cord set options (contact Keystone sales rep for available custom options if needed).



KT-HBLED215PS-2FB-8CSD-VDIM-P

LED HIGH BAY FIXTURE

ORDERING INFORMATION

Catalog Number	Pack Quantity	Easy Code	UPC
KT-HBLED215PS-2FB-8CSD-VDIM-P	TBD	FPM-04	843654133652

CATALOG NUMBER BREAKDOWN

KT-HBLED215PS-2FB-8CSD-VDIM-P

1	2	3	4	5	6	7	8	9	10	11
1 Keystone Technologies	2 LED High Bay Fixture	3 Wattage	4 Power Select	5 2' Nominal Length	6 Form Factor	7 800 Series	8 Color Select	9 Color Select Designation	10 0–10V Dimming	11 Premium Series

8 Color Select Designation	
A	3500K, 4000K, 5000K
B	3000K, 4000K, 5000K
C	3000K, 3500K, 4000K, 5000K
D	4000K, 5000K

ORDERING EXAMPLES


FIXTURE WITH MULTIPLE FACTORY-INSTALLED ACCESSORIES*

KT-HBLED155-2F-840-VDIM-P /G2/PIR2/L715P6/EM5/WG-1




FIXTURE WITH MULTIPLE FACTORY-INSTALLED ACCESSORIES*

KT-HBLED155-2F-840-VDIM-P /G2/PIR2/EM5/WG-1/480




FIXTURE WITH TWO FACTORY-INSTALLED ACCESSORIES*

KT-HBLED155-2F-840-VDIM-P /G2/PIR2/480




FIXTURE WITH SINGLE FACTORY-INSTALLED ACCESSORY

KT-HBLED155-2F-840-VDIM-P /G2/PIR2



FIXTURE WITH NO FACTORY-INSTALLED ACCESSORIES

KT-HBLED155-2F-840-VDIM-P /G2



KEYSTONE FIXTURE	
CATALOG NUMBER	
	KT-HBLED155-2F-840-VDIM-P /G2

SENSORS	
SUFFIX	CATALOG NUMBER
<input checked="" type="checkbox"/> /PIR2	KTS-PIR2-UV-KO

CORD SETS	
SUFFIX	CATALOG NUMBER
<input checked="" type="checkbox"/> /L715P6	KT-CS-L715P6-16/3

EMERGENCY BACKUP	
SUFFIX	CATALOG NUMBER
<input checked="" type="checkbox"/> /EM5	KT-EMRG-LED-5C-500-EN /DF

MOUNTS AND BRACKETS	
SUFFIX	CATALOG NUMBER
<input checked="" type="checkbox"/> /WG-1	KT-HBLED-WG-1-KIT /G2

STEP-DOWN TRANSFORMERS	
SUFFIX	CATALOG NUMBER
<input checked="" type="checkbox"/> /480	KTAT-250-480-277 /SF

Note: Step-down transformers cannot be ordered in conjunction with standard SJTOW cord set options (contact Keystone sales rep for available custom options if needed).

* When ordering more than one factory-installed accessory, use multiple suffixes as shown in the ordering examples above.
 Note: All accessories can also be ordered separately for field installation using just their regular Catalog Number, UPC, or Easy Code.



KT-HBLED230-4F-8XX-VDIM-P /G2

LED HIGH BAY FIXTURE

DESCRIPTION

Complete Compact LED High Bay Fixture

APPLICATION

Used for commercial and industrial high bay lighting applications



PRODUCT FEATURES

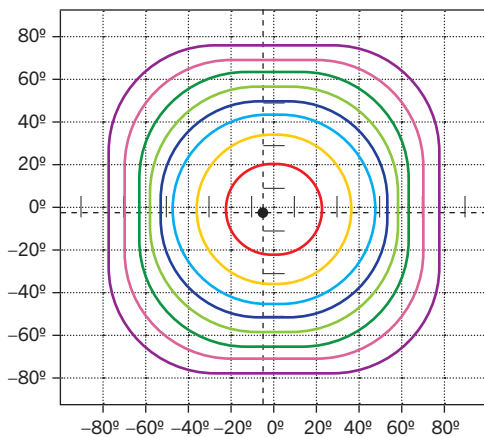
- Architectural grade compact design
- Designed to accept easy screw-in installation of optional sensors via 1/2" threaded receptacle in driver cover
- Compatible with Keystone SmartSafe emergency LED drivers (see accessories section for details)
- Powered by Keystone 0–10V dimming LED drivers with 12V Aux
- Frosted lens eliminates glare
- V-hook and chain mounting accessories included
- UL Listed 1598: Suitable for dry and damp locations
- Ambient operating temperature: –20°C/–4°F to 50°C/122°F
- THD: < 20%
- PF: > 0.90
- LED chip lifetime: L70 >100,000 hrs @ 25°C/77°F ambient fixture temp.

PERFORMANCE SPECIFICATIONS

CATALOG NUMBER	NOMINAL LENGTH	INPUT VOLTAGE	CCT	WATTAGE	LUMEN OUTPUT	EFFICACY	CRI	POWER FACTOR	LIFETIME
KT-HBLED230-4F-840-VDIM-P /G2	4 ft.	120–277V	4000K	230W	34,500	150 lm/W	>80.0	>0.90	50,000 hrs
KT-HBLED230-4F-850-VDIM-P /G2	4 ft.	120–277V	5000K	230W	34,730	151 lm/W	>80.0	>0.90	50,000 hrs

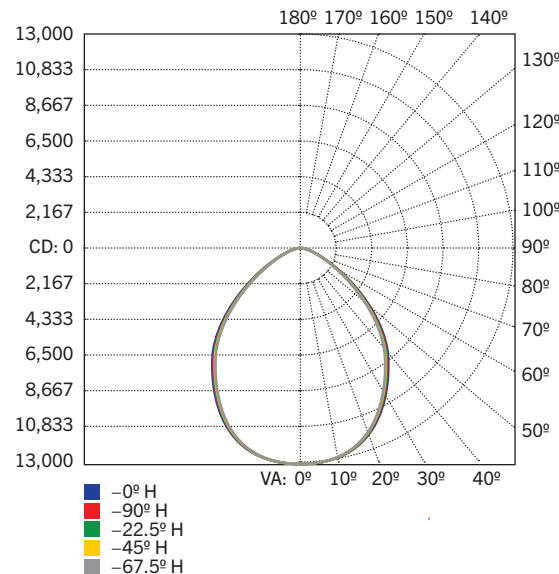
PHOTOMETRIC SPECIFICATIONS

ISOCANDELA PLOT



- Cd: 11,621, 90%
- Cd: 9,685, 75%
- Cd: 7,748, 60%
- Cd: 6,456, 50%
- Cd: 5,165, 40%
- Cd: 3,874, 30%
- Cd: 2,583, 20%
- Cd: 1,291, 10%
- Point of Max Cd: 12,936.3

POLAR CANDELA DISTRIBUTION



ZONAL LUMEN SUMMARY

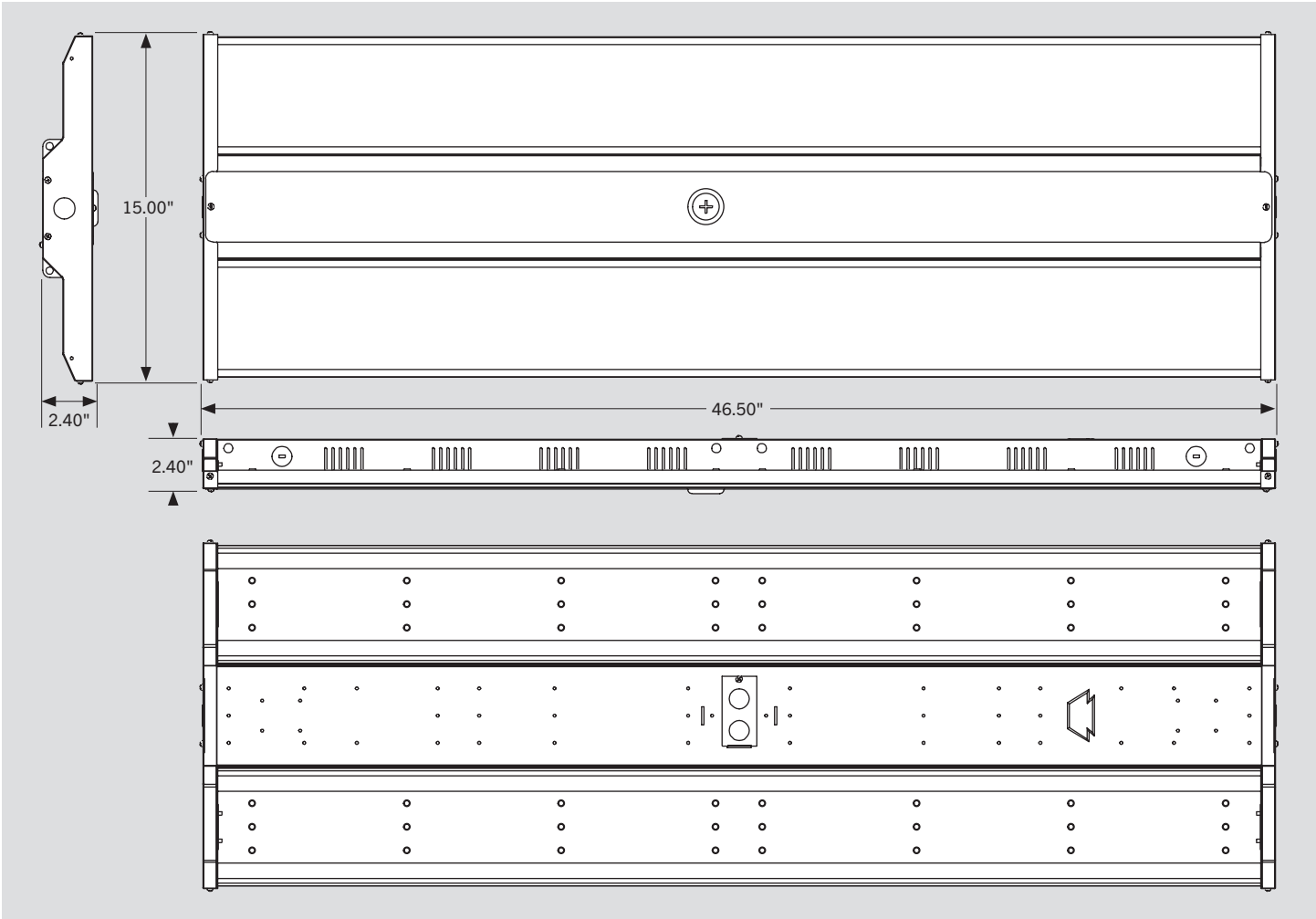
Zone	Lumens	% Luminaire
0–30	9,883.8	30.20%
0–40	16,011.9	48.90%
0–60	27,088.5	82.70%
60–90	5,572.8	17.00%
70–100	2,157.3	6.60%
90–120	26.4	0.10%
0–90	32,661.2	99.70%
90–180	94.1	0.30%
0–180	32,755.4	100%



KT-HBLED230-4F-8XX-VDIM-P /G2

LED HIGH BAY FIXTURE

PHYSICAL SPECIFICATIONS







KT-HBLED230-4F-8XX-VDIM-P /G2

LED HIGH BAY FIXTURE

ACCESSORIES

SENSORS

Factory-Installable OR Field-Installable (field-installable purchased separately)


✓	SUFFIX*	CATALOG NUMBER	DESCRIPTION	UPC	EASY CODE
	/HBFC1	KTSL-HBFC1-UV-KO-PIR	Smart Loop Bluetooth mesh PIR occupancy sensor with built-in fixture controller 	843654129266	AEJ-50
	/FC3	KTSL-FC3-12V-PKO-PIR	Smart Loop Bluetooth mesh screw-in PIR occupancy sensor with built-in fixture controller. No wiring required. 	843654138862	OCW-60
	/PIR2	KTS-PIR2-UV-KO	PIR sensor for high bay fixtures; Preset for 5 min hold time, 10 min standby time at 10% dim, daylight disabled	843654123288	IOF-04
	/PIR-A	KTS-PIR3-12V-PKO /A	Smart Port PIR sensor for high bay fixtures; Preset for 1 min hold time, 3 min standby time at 30% dim, daylight disabled	843654133638	RXQ-30
	/PIR-B	KTS-PIR3-12V-PKO /B	Smart Port PIR sensor for high bay fixtures; Preset for 5 min hold time, 10 min standby time at 10% dim, daylight disabled	843654133645	LEF-34
	/MW3-A	KTS-MW3-12V PKO /A	Smart Port Microwave Occupancy sensor for high bay fixtures; Preset for 1 min hold time, 3 min standby time at 30% dim, daylight disabled	843654133317	XYR-25
	/MW3-B	KTS-MW3-12V PKO /B	Smart Port Microwave Occupancy sensor for high bay fixtures; Preset for 5 min hold time, 10 min standby time at 10% dim, daylight disabled	843654133324	SPF-37



* For factory installation of accessory, add suffix to fixture part number (see ordering examples and instructions on last page of spec sheet).

Field-Installable / Field-Use ONLY (purchased separately)

CATALOG NUMBER	DESCRIPTION	UPC	EASY CODE
KTS-MW3-REMOTECONTROL	Remote control for KTS-MW3-12V-PKO /A or /B and KTS-PIR3-12V-PKO /A or /B sensors. Used to set and adjust all sensor settings, including high-end trim brightness, sensitivity, hold time, daylight threshold, stand-by time, and stand-by dimming level.	843654132020	XSR-61



(Accessories continued on next page)

KT-HBLED230-4F-8XX-VDIM-P /G2


LED HIGH BAY FIXTURE

ACCESSORIES (continued)

CORD SETS

Factory-Installable OR Field-Installable (field-installable purchased separately)

✓	SUFFIX*	CATALOG NUMBER	DESCRIPTION	UPC	EASY CODE
	/515P6	KT-CS-515P-6-18/3	Cord set for high bay; 125V NEMA 5-15P; straight blade plug; 6' SJTOW cable; 18/3 wire	843654140124	UKH-26
	/L715P10	KT-CS-L715P-10-16/3	Cord set for high bays; 277V NEMA L7-15P; twist lock plug; 10' SJTOW cable; 16/3 wire	843654140131	SFV-88
	/L615P10	KT-CS-L615P-10-16/3	Cord set for high bays; 250V NEMA L6-15P; twist lock plug; 10' SJTOW cable; 16/3 wire	843654140148	ZQS-05
	/L515P10	KT-CS-L515P-10-16/3	Cord set for high bays; 250V NEMA L5-15P; twist lock plug; 10' SJTOW cable; 16/3 wire	843654140155	GVH-22
	/L715P6	KT-CS-L715P-6-16/3	Cord set for high bays; 277V NEMA L7-15P; twist lock plug; 6' SJTOW cable; 16/3 wire	843654140162	DVU-44
	/L615P6	KT-CS-L615P-6-16/3	Cord set for high bays; 250V NEMA L6-15P; twist lock plug; 6' SJTOW cable; 16/3 wire	843654140179	LCW-66
	/L515P6	KT-CS-L515P-6-16/3	Cord set for high bays; 250V NEMA L5-15P; twist lock plug; 6' SJTOW cable; 16/3 wire	843654140186	POC-82
	/MC63	KT-MC-NP-6-18/3	MC cable whip for high bays; no plug; inners 1/2" strip on both ends; 6' metal-clad cable; 18/3 wire	843654134505	EYP-82
	/MC65	KT-MC-NP-6-18/5	MC cable whip for high bays; no plug; inners 1/2" strip on both ends; 6' metal-clad cable; 18/5 wire (dimming wires included)	843654134512	CBU-56
	/NP10	KT-CS-NP-10-16/3	Cord for high bays; no plug; inners 1/2" strip on both ends; 10' SJTOW cable; 16/3 wire	843654140193	YOH-90
	/NP6	KT-CS-NP-6-16/3	Cord for high bays; no plug; inners 1/2" strip on both ends; 6' SJTOW cable; 16/3 wire	843654140216	HUB-73
	/NP15	KT-CS-NP-15-16/3	Cord for high bays; no plug; inners 1/2" strip on both ends; 15' SJTOW cable; 16/3 wire	843654140209	EYD-18
	/NP6D	KT-CS-NP-6-18/5	Cord for fixtures; no plug; inners 1/2" strip on both ends; 6' long black SJTOW cable; 300V; 18/5 wire	843654153346	ANT-58
	/NP6D	KT-CS-NP-6-18/6	Cord for fixtures; no plug; inners 1/2" strip on both ends; 6' long black SJTOW cable; 300V; 18/6 wire. For use with Emergency	843654153353	ZRX-06
	/NP10D	KT-CS-NP-10-18/5	Cord for fixtures; no plug; inners 1/2" strip on both ends; 10" long black SJTOW cord; 300V; 18/5 wire	843654153360	DSZ-45
	/NP10D	KT-CS-NP-10-18/6	Cord for fixtures; no plug; inners 1/2" strip on both ends; 10" long black SJTOW cord; 300V; 18/6 wire. For use with Emergency	843654153377	FFI-18
	/NP15D	KT-CS-NP-15-18/5	Cord for fixtures; no plug; inners 1/2" strip on both ends; 15" long black SJTOW cord; 300V; 18/5 wire	843654153384	JEB-96
	/NP15D	KT-CS-NP-15-18/6	Cord for fixtures; no plug; inners 1/2" strip on both ends; 15" long black SJTOW cord; 300V; 18/6 wire. For use with Emergency	843654153391	RQV-39
	/NP20D	KT-CS-NP-20-18/5	Cord for fixtures; no plug; inners 1/2" strip on both ends; 20" long black SJTOW cord; 300V; 18/5 wire	843654154442	USN-91
	/NP20D	KT-CS-NP-20-18/6	Cord for fixtures; no plug; inners 1/2" strip on both ends; 20" long black SJTOW cord; 300V; 18/6 wire. For use with Emergency	843654154459	JCN-20
	/NP22D	KT-CS-NP-22-18/5	Cord for fixtures; no plug; inners 1/2" strip on both ends; 20" long black SJTOW cord; 300V; 18/5 wire	843654153407	DUH-47
	/NP22D	KT-CS-NP-22-18/6	Cord for fixtures; no plug; inners 1/2" strip on both ends; 20" long black SJTOW cord; 300V; 18/6 wire. For use with Emergency	843654153414	ITP-55



* For factory installation of accessory, add suffix to fixture part number (see ordering examples and instructions on last page of spec sheet).
 Note: For cord sets not listed here, please contact your Keystone sales rep.

(Accessories continued on next page)



KT-HBLED230-4F-8XX-VDIM-P /G2

LED HIGH BAY FIXTURE

ACCESSORIES (continued)

EMERGENCY BACKUP

Factory-Installable OR Field-Installable (field-installable purchased separately)

✓	SUFFIX*	CATALOG NUMBER	DESCRIPTION	UPC	EASY CODE
	/EM5 [†]	KT-EMRG-LED-5C-500-EN /DF	5W, 500 lumen Smart Safe emergency backup with dual flex cables	843654132433	RAR-74
	/EM12 [†]	KT-EMRG-LED-12C-1200-EN /DF	12W, 1200 lumen Smart Safe emergency backup with dual flex cables	890949019900	YCV-23
	/EM20 [†]	KT-EMRG-LED-20SD-2000-EN /DF	20W, 2000 lumen Smart Safe emergency backup with dual flex cables; Self-diagnostic	843654103143	BZU-19




5W, 500 lumen Battery Backup
KT-EMRG-LED-5C-500-EN /DF



12W, 1200 lumen Battery Backup
KT-EMRG-LED-12C-1200-EN /DF



20W, 2000 lumen Battery Backup
KT-EMRG-LED-20SD-2000-EN /DF



* For factory installation of accessory, add suffix to fixture part number (see ordering examples and instructions on last page of spec sheet).
[†] Factory installation of emergency backup units will automatically include any relevant mounting bracket.

Field-Installable / Field-Use ONLY (purchased separately)

CATALOG NUMBER	DESCRIPTION	UPC	EASY CODE
KT-HBLED-EM-BR-KIT	Emergency LED backup mounting bracket kit for LED high bay fixtures	843654110066	OGY-07



Emergency Backup Mounting Bracket
KT-HBLED-EM-BR-KIT



(Accessories continued on next page)

KT-HBLED230-4F-8XX-VDIM-P /G2


LED HIGH BAY FIXTURE

ACCESSORIES (continued)

MOUNTS AND BRACKETS

Factory-Installable OR Field-Installable (field-installable purchased separately)




✓	SUFFIX*	CATALOG NUMBER	DESCRIPTION	UPC	EASY CODE
	/WG-3	KT-HBLED-WG-3-KIT /G2	Wire guard kit for 4.0' /G2 linear LED high bay fixtures (230W, 270W)	843654137773	YDO-03



* For factory installation of accessory, add suffix to fixture part number (see ordering examples and instructions on last page of spec sheet).

Field-Installable / Field-Use ONLY (purchased separately)


CATALOG NUMBER	DESCRIPTION	UPC	EASY CODE
KT-HBLED-PM-1-KIT	Pendant mount kit for LED high bay fixtures	890919020042	HRV-72
KT-HBLED-SM-1-KIT	Surface mount kit for LED high bay fixtures	890919020035	LDN-61
KT-HBLED-CABLE-KIT	Aircraft cable hanging kit for LED high bay fixtures	890949012871	XPJ-88



STEP-DOWN TRANSFORMERS

Factory-Installable OR Field-Installable (field-installable purchased separately)

✓	SUFFIX*	CATALOG NUMBER	DESCRIPTION	UPC	EASY CODE
	/480†‡	KTAT-250-480-277 /SF	Fully enclosed, single flex step-down transformer for LED high bay fixtures (250VA or lower)	843654102931	XIM-17



* For factory installation of accessory, add suffix to fixture part number (see ordering examples and instructions on last page of spec sheet).

† Factory installation of step-down transformer units will automatically include any relevant mounting bracket.

‡ Step-down transformers cannot be ordered in conjunction with standard SJTOW cord set options (contact Keystone sales rep for available custom options if needed).



KT-HBLED230-4F-8XX-VDIM-P /G2

LED HIGH BAY FIXTURE

FIXTURE ORDERING INFORMATION

ORDER CODE	PACK QTY.	UPC	EASY CODE
KT-HBLED230-4F-840-VDIM-P /G2	1	843654136783	HVB-63
KT-HBLED230-4F-850-VDIM-P /G2	1	843654136790	KWH-47

FIXTURE CATALOG NUMBER BREAKDOWN


KT-HBLED230-4F-8XX-VDIM-P /G2

1	2	3	4	5	6	7	8	9	10
1 Keystone Technologies	2 LED High Bay Fixture	3 Wattage	4 Nominal Length	5 Frosted Lens	6 80 CRI	7 Color Temperature	8 0–10V Dimming	9 Premium Series	10 2nd Generation

ORDERING EXAMPLES


FIXTURE WITH MULTIPLE FACTORY-INSTALLED ACCESSORIES*

KT-HBLED230-4F-840-VDIM-P /G2/PIR2/L715P6/EM5/WG-3




FIXTURE WITH MULTIPLE FACTORY-INSTALLED ACCESSORIES*

KT-HBLED230-4F-840-VDIM-P /G2/PIR2/EM5/WG-3/480




FIXTURE WITH TWO FACTORY-INSTALLED ACCESSORIES*

KT-HBLED230-4F-840-VDIM-P /G2/PIR2/480




FIXTURE WITH SINGLE FACTORY-INSTALLED ACCESSORY

KT-HBLED230-4F-840-VDIM-P /G2/PIR2



FIXTURE WITH NO FACTORY-INSTALLED ACCESSORIES

KT-HBLED230-4F-840-VDIM-P /G2



KEYSTONE FIXTURE	
CATALOG NUMBER	
KT-HBLED230-4F-840-VDIM-P /G2	

SENSORS	
SUFFIX	CATALOG NUMBER
<input checked="" type="checkbox"/> /PIR2	KTS-PIR2-UV-KO

CORD SETS	
SUFFIX	CATALOG NUMBER
<input checked="" type="checkbox"/> /L715P6	KT-CS-L715P-6-16/3

EMERGENCY BACKUP	
SUFFIX	CATALOG NUMBER
<input checked="" type="checkbox"/> /EM5	KT-EMRG-LED-5C-500-EN /DF

MOUNTS AND BRACKETS	
SUFFIX	CATALOG NUMBER
<input checked="" type="checkbox"/> /WG-3	KT-HBLED-WG-3-KIT /G2

STEP-DOWN TRANSFORMERS	
SUFFIX	CATALOG NUMBER
<input checked="" type="checkbox"/> /480	KTAT-375-480-277 /SF

Note: Step-down transformers cannot be ordered in conjunction with standard SJTOW cord set options (contact Keystone sales rep for available custom options if needed).

* When ordering more than one factory-installed accessory, use multiple suffixes as shown in the ordering examples above.
 Note: All accessories can also be ordered separately for field installation using just their regular Catalog Number, UPC, or Easy Code.



KT-HBLED270-4F-8XX-VDIM-P /G2

LED HIGH BAY FIXTURE

DESCRIPTION

Complete Compact LED High Bay Fixture

APPLICATION

Used for commercial and industrial high bay lighting applications



PRODUCT FEATURES

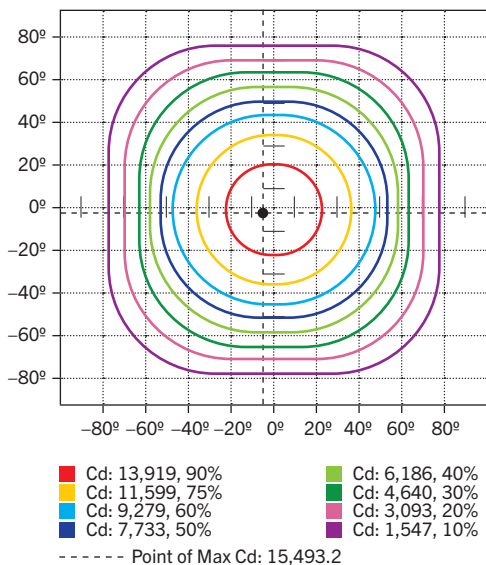
- Architectural grade compact design
- Designed to accept easy screw-in installation of optional sensors via 1/2" threaded receptacle in driver cover
- Compatible with Keystone SmartSafe emergency LED drivers (see accessories section for details)
- Powered by Keystone 0–10V dimming LED drivers with 12V Aux
- Frosted lens eliminates glare
- V-hook and chain mounting accessories included
- UL Listed 1598: Suitable for dry and damp locations
- Ambient operating temperature: -20°C/-4°F to 50°C/122°F
- THD: < 20%
- PF: > 0.90
- LED chip lifetime: L70 >100,000 hrs @ 25°C/77°F ambient fixture temp.
- Lens Material PMMA

PERFORMANCE SPECIFICATIONS

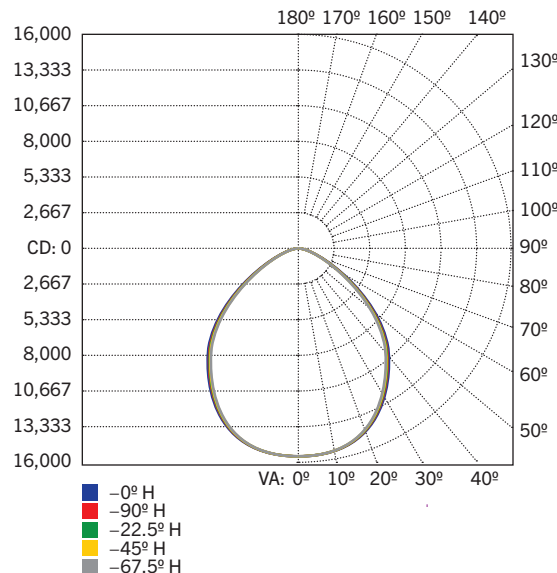
CATALOG NUMBER	NOMINAL LENGTH	INPUT VOLTAGE	CCT	WATTAGE	LUMEN OUTPUT	EFFICACY	CRI	POWER FACTOR	LIFETIME
KT-HBLED270-4F-840-VDIM-P /G2	4 ft.	120–277V	4000K	270W	40,500	150 lm/W	>80.0	>0.90	50,000 hrs
KT-HBLED270-4F-850-VDIM-P /G2	4 ft.	120–277V	5000K	270W	40,770	151 lm/W	>80.0	>0.90	50,000 hrs

PHOTOMETRIC SPECIFICATIONS

ISOCANDELA PLOT



POLAR CANDELA DISTRIBUTION



ZONAL LUMEN SUMMARY

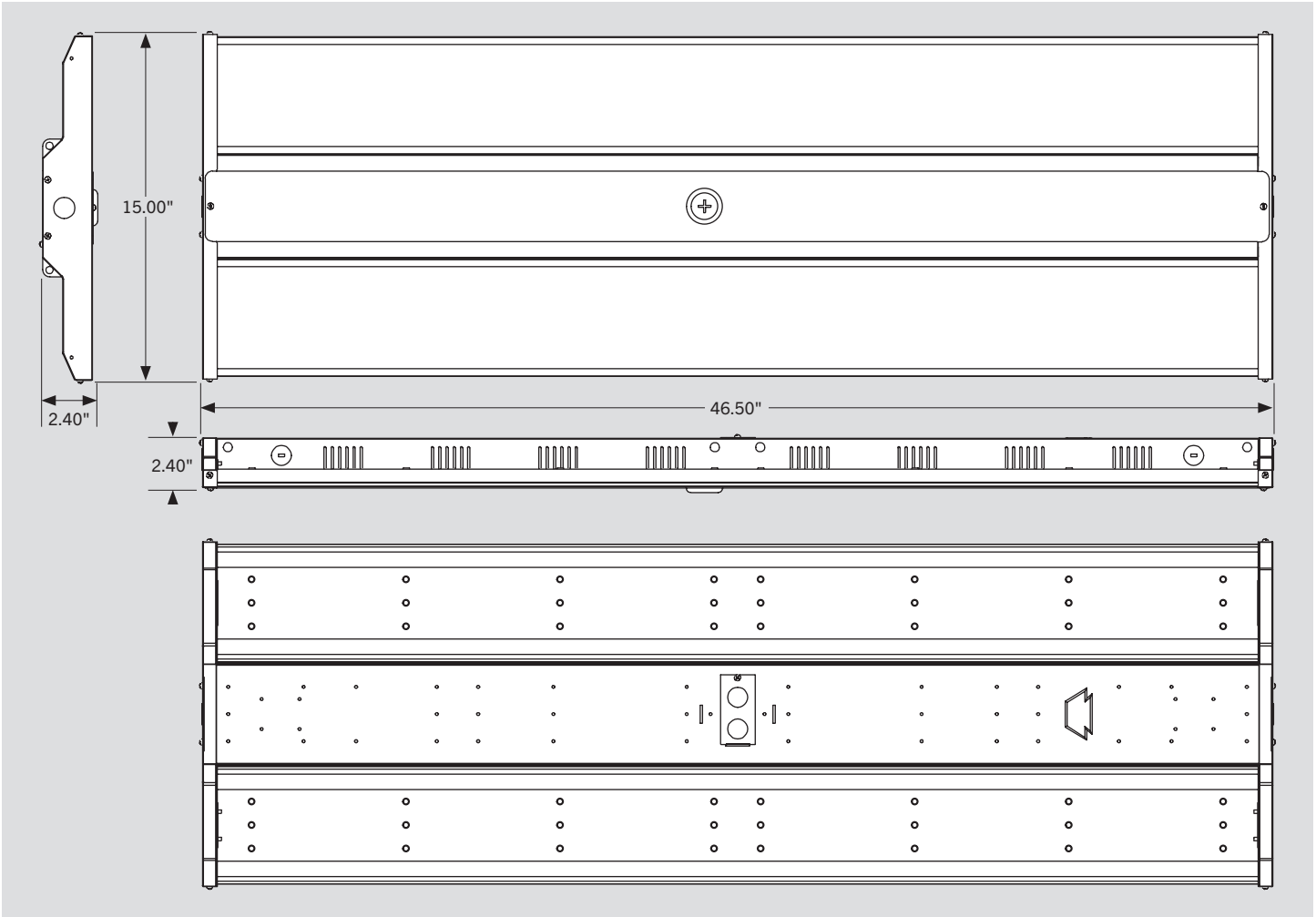
Zone	Lumens	% Luminaire
0–30	11,866.4	30.20%
0–40	19,231.1	48.90%
0–60	32,518.5	82.70%
60–90	6,685.2	17.00%
70–100	2,596.9	6.60%
90–120	31.0	0.10%
0–90	39,203.8	99.70%
90–180	110.2	0.30%
0–180	39,313.9	100%



KT-HBLED270-4F-8XX-VDIM-P /G2

LED HIGH BAY FIXTURE

PHYSICAL SPECIFICATIONS







KT-HBLED270-4F-8XX-VDIM-P /G2

LED HIGH BAY FIXTURE

ACCESSORIES

SENSORS

Factory-Installable OR Field-Installable (field-installable purchased separately)


✓	SUFFIX*	CATALOG NUMBER	DESCRIPTION	UPC	EASY CODE
	/HBFC1	KTSL-HBFC1-UV-KO-PIR	Smart Loop Bluetooth mesh PIR occupancy sensor with built-in fixture controller 	843654129266	AEJ-50
	/FC3	KTSL-FC3-12V-PKO-PIR	Smart Loop Bluetooth mesh screw-in PIR occupancy sensor with built-in fixture controller. No wiring required. 	843654138862	OCW-60
	/PIR2	KTS-PIR2-UV-KO	PIR sensor for high bay fixtures; Preset for 5 min hold time, 10 min standby time at 10% dim, daylight disabled	843654123288	IOF-04
	/PIR-A	KTS-PIR3-12V-PKO /A	Smart Port PIR sensor for high bay fixtures; Preset for 1 min hold time, 3 min standby time at 30% dim, daylight disabled	843654133638	RXQ-30
	/PIR-B	KTS-PIR3-12V-PKO /B	Smart Port PIR sensor for high bay fixtures; Preset for 5 min hold time, 10 min standby time at 10% dim, daylight disabled	843654133645	LEF-34
	/MW3-A	KTS-MW3-12V PKO /A	Smart Port Microwave Occupancy sensor for high bay fixtures; Preset for 1 min hold time, 3 min standby time at 30% dim, daylight disabled	843654133317	XYR-25
	/MW3-B	KTS-MW3-12V PKO /B	Smart Port Microwave Occupancy sensor for high bay fixtures; Preset for 5 min hold time, 10 min standby time at 10% dim, daylight disabled	843654133324	SPF-37



* For factory installation of accessory, add suffix to fixture part number (see ordering examples and instructions on last page of spec sheet).

Field-Installable / Field-Use ONLY (purchased separately)

CATALOG NUMBER	DESCRIPTION	UPC	EASY CODE
KTS-MW3-REMOTECONTROL	Remote control for KTS-MW3-12V-PKO /A or /B and KTS-PIR3-12V-PKO /A or /B sensors. Used to set and adjust all sensor settings, including high-end trim brightness, sensitivity, hold time, daylight threshold, stand-by time, and stand-by dimming level.	843654132020	XSR-61



(Accessories continued on next page)

KT-HBLED270-4F-8XX-VDIM-P /G2

LED HIGH BAY FIXTURE

ACCESSORIES (continued)

CORD SETS

Factory-Installable OR Field-Installable (field-installable purchased separately)

✓	SUFFIX*	CATALOG NUMBER	DESCRIPTION	UPC	EASY CODE
	/515P-6	KT-CS-515P-6-18/3	Cord set for high bay; 125V NEMA 5-15P; straight blade plug; 6' SJTOW cable; 18/3 wire	843654140124	UKH-26
	/L715P-10	KT-CS-L715P-10-16/3	Cord set for high bays; 277V NEMA L7-15P; twist lock plug; 10' SJTOW cable; 16/3 wire	843654140131	SFV-88
	/L615P-10	KT-CS-L615P-10-16/3	Cord set for high bays; 250V NEMA L6-15P; twist lock plug; 10' SJTOW cable; 16/3 wire	843654140148	ZQS-05
	/L515P-10	KT-CS-L515P-10-16/3	Cord set for high bays; 250V NEMA L5-15P; twist lock plug; 10' SJTOW cable; 16/3 wire	843654140155	GVH-22
	/L715P-6	KT-CS-L715P-6-16/3	Cord set for high bays; 277V NEMA L7-15P; twist lock plug; 6' SJTOW cable; 16/3 wire	843654140162	DVU-44
	/L615P-6	KT-CS-L615P-6-16/3	Cord set for high bays; 250V NEMA L6-15P; twist lock plug; 6' SJTOW cable; 16/3 wire	843654140179	LCW-66
	/L515P-6	KT-CS-L515P-6-16/3	Cord set for high bays; 250V NEMA L5-15P; twist lock plug; 6' SJTOW cable; 16/3 wire	843654140186	POC-82
	/MC-6-3	KT-MC-NP-6-18/3	MC cable whip for high bays; no plug; inners 1/2" strip on both ends; 6' metal-clad cable; 18/3 wire	843654134505	EYP-82
	/MC-6-5	KT-MC-NP-6-18/5	MC cable whip for high bays; no plug; inners 1/2" strip on both ends; 6' metal-clad cable; 18/5 wire (dimming wires included)	843654134512	CBU-56
	/NP10	KT-CS-NP-10-16/3	Cord for high bays; no plug; inners 1/2" strip on both ends; 10' SJTOW cable; 16/3 wire	843654140193	YOH-90
	/NP6	KT-CS-NP-6-16/3	Cord for high bays; no plug; inners 1/2" strip on both ends; 6' SJTOW cable; 16/3 wire	843654140216	HUB-73
	/NP15	KT-CS-NP-15-16/3	Cord for high bays; no plug; inners 1/2" strip on both ends; 15' SJTOW cable; 16/3 wire	843654140209	EYD-18
	/NP6D	KT-CS-NP-6-18/5	Cord for fixtures; no plug; inners 1/2" strip on both ends; 6' long black SJTOW cable; 300V; 18/5 wire	843654153346	ANT-58
	/NP6D	KT-CS-NP-6-18/6	Cord for fixtures; no plug; inners 1/2" strip on both ends; 6' long black SJTOW cable; 300V; 18/6 wire. For use with Emergency	843654153353	ZRX-06
	/NP10D	KT-CS-NP-10-18/5	Cord for fixtures; no plug; inners 1/2" strip on both ends; 10" long black SJTOW cord; 300V; 18/5 wire	843654153360	DSZ-45
	/NP10D	KT-CS-NP-10-18/6	Cord for fixtures; no plug; inners 1/2" strip on both ends; 10" long black SJTOW cord; 300V; 18/6 wire. For use with Emergency	843654153377	FFI-18
	/NP15D	KT-CS-NP-15-18/5	Cord for fixtures; no plug; inners 1/2" strip on both ends; 15" long black SJTOW cord; 300V; 18/5 wire	843654153384	JEB-96
	/NP15D	KT-CS-NP-15-18/6	Cord for fixtures; no plug; inners 1/2" strip on both ends; 15" long black SJTOW cord; 300V; 18/6 wire. For use with Emergency	843654153391	RQV-39
	/NP20D	KT-CS-NP-20-18/5	Cord for fixtures; no plug; inners 1/2" strip on both ends; 20" long black SJTOW cord; 300V; 18/5 wire	843654154442	USN-91
	/NP20D	KT-CS-NP-20-18/6	Cord for fixtures; no plug; inners 1/2" strip on both ends; 20" long black SJTOW cord; 300V; 18/6 wire. For use with Emergency	843654154459	JCN-20
	/NP22D	KT-CS-NP-22-18/5	Cord for fixtures; no plug; inners 1/2" strip on both ends; 20" long black SJTOW cord; 300V; 18/5 wire	843654153407	DUH-47
	/NP22D	KT-CS-NP-22-18/6	Cord for fixtures; no plug; inners 1/2" strip on both ends; 20" long black SJTOW cord; 300V; 18/6 wire. For use with Emergency	843654153414	ITP-55



Cord Sets

* For factory installation of accessory, add suffix to fixture part number (see ordering examples and instructions on last page of spec sheet).
Note: For cord sets not listed here, please contact your Keystone sales rep.

(Accessories continued on next page)



KT-HBLED270-4F-8XX-VDIM-P /G2

LED HIGH BAY FIXTURE

ACCESSORIES (continued)

EMERGENCY BACKUP

Factory-Installable OR Field-Installable (field-installable purchased separately)

✓	SUFFIX*	CATALOG NUMBER	DESCRIPTION	UPC	EASY CODE
	/EMRG-5†	KT-EMRG-LED-5C-500-EN /DF	5W, 500 lumen Smart Safe emergency backup with dual flex cables	843654132433	RAR-74
	/EMRG-12†	KT-EMRG-LED-12C-1200-EN /DF	12W, 1200 lumen Smart Safe emergency backup with dual flex cables	890949019900	YCV-23
	/EMRG-20†	KT-EMRG-LED-20SD-2000-EN /DF	20W, 2000 lumen Smart Safe emergency backup with dual flex cables; Self-diagnostic	843654103143	BZU-19




5W, 500 lumen Battery Backup
KT-EMRG-LED-5C-500-EN /DF



12W, 1200 lumen Battery Backup
KT-EMRG-LED-12C-1200-EN /DF



20W, 2000 lumen Battery Backup
KT-EMRG-LED-20SD-2000-EN /DF



* For factory installation of accessory, add suffix to fixture part number (see ordering examples and instructions on last page of spec sheet).
† Factory installation of emergency backup units will automatically include any relevant mounting bracket.

Field-Installable / Field-Use ONLY (purchased separately)

CATALOG NUMBER	DESCRIPTION	UPC	EASY CODE
KT-HBLED-EM-BR-KIT	Emergency LED backup mounting bracket kit for LED high bay fixtures	843654110066	OGY-07



Emergency Backup Mounting Bracket
KT-HBLED-EM-BR-KIT



(Accessories continued on next page)

KT-HBLED270-4F-8XX-VDIM-P /G2


LED HIGH BAY FIXTURE

ACCESSORIES (continued)

MOUNTS AND BRACKETS

Factory-Installable OR Field-Installable (field-installable purchased separately)




✓	SUFFIX*	CATALOG NUMBER	DESCRIPTION	UPC	EASY CODE
	/WG-3	KT-HBLED-WG-3-KIT /G2	Wire guard kit for 4.0' /G2 linear LED high bay fixtures (230W, 270W)	843654137773	YDO-03



* For factory installation of accessory, add suffix to fixture part number (see ordering examples and instructions on last page of spec sheet).

Field-Installable / Field-Use ONLY (purchased separately)


CATALOG NUMBER	DESCRIPTION	UPC	EASY CODE
KT-HBLED-PM-1-KIT	Pendant mount kit for LED high bay fixtures	890919020042	HRV-72
KT-HBLED-SM-1-KIT	Surface mount kit for LED high bay fixtures	890919020035	LDN-61
KT-HBLED-CABLE-KIT	Aircraft cable hanging kit for LED high bay fixtures	890949012871	XPJ-88



STEP-DOWN TRANSFORMERS

Factory-Installable OR Field-Installable (field-installable purchased separately)

✓	SUFFIX*	CATALOG NUMBER	DESCRIPTION	UPC	EASY CODE
	/480†‡	KTAT-375-480-277 /SF	Fully enclosed, single flex step-down transformer for LED high bay fixtures with wattage lower than 375VA	843654123639	PGA-99



* For factory installation of accessory, add suffix to fixture part number (see ordering examples and instructions on last page of spec sheet).

† Factory installation of step-down transformer units will automatically include any relevant mounting bracket.

‡ Step-down transformers cannot be ordered in conjunction with standard SJTOW cord set options (contact Keystone sales rep for available custom options if needed).



KT-HBLED270-4F-8XX-VDIM-P /G2

LED HIGH BAY FIXTURE

FIXTURE ORDERING INFORMATION

ORDER CODE	PACK QTY.	UPC	EASY CODE
KT-HBLED270-4F-840-VDIM-P /G2	1	843654136806	QQW-85
KT-HBLED270-4F-850-VDIM-P /G2	1	843654136813	JWQ-53

FIXTURE CATALOG NUMBER BREAKDOWN


KT-HBLED270-4F-8XX-VDIM-P /G2

1	2	3	4	5	6	7	8	9	10
1 Keystone Technologies	2 LED High Bay Fixture	3 Wattage	4 Nominal Length	5 Frosted Lens	6 80 CRI	7 Color Temperature	8 0-10V Dimming	9 Premium Series	10 2nd Generation

ORDERING EXAMPLES


FIXTURE WITH MULTIPLE FACTORY-INSTALLED ACCESSORIES*

KT-HBLED270-4F-840-VDIM-P /G2/PIR2/L715P-6/EMRG-5/WG-3




FIXTURE WITH MULTIPLE FACTORY-INSTALLED ACCESSORIES*

KT-HBLED270-4F-840-VDIM-P /G2/PIR2/EMRG-5/WG-3/480




FIXTURE WITH TWO FACTORY-INSTALLED ACCESSORIES*

KT-HBLED270-4F-840-VDIM-P /G2/PIR2/480




FIXTURE WITH SINGLE FACTORY-INSTALLED ACCESSORY

KT-HBLED270-4F-840-VDIM-P /G2/PIR2



FIXTURE WITH NO FACTORY-INSTALLED ACCESSORIES

KT-HBLED270-4F-840-VDIM-P /G2



KEYSTONE FIXTURE	
CATALOG NUMBER	
KT-HBLED270-4F-840-VDIM-P /G2	

SENSORS	
SUFFIX	CATALOG NUMBER
<input checked="" type="checkbox"/> /PIR2	KTS-PIR2-UV-KO

CORD SETS	
SUFFIX	CATALOG NUMBER
<input checked="" type="checkbox"/> /L715P-6	KT-CS-L715P-6-16/3

EMERGENCY BACKUP	
SUFFIX	CATALOG NUMBER
<input checked="" type="checkbox"/> /EMRG-5	KT-EMRG-LED-5C-500-EN /DF

MOUNTS AND BRACKETS	
SUFFIX	CATALOG NUMBER
<input checked="" type="checkbox"/> /WG-3	KT-HBLED-WG-3-KIT /G2

STEP-DOWN TRANSFORMERS	
SUFFIX	CATALOG NUMBER
<input checked="" type="checkbox"/> /480	KTAT-375-480-277 /SF

Note: Step-down transformers cannot be ordered in conjunction with standard SJTOW cord set options (contact Keystone sales rep for available custom options if needed).

* When ordering more than one factory-installed accessory, use multiple suffixes as shown in the ordering examples above.
 Note: All accessories can also be ordered separately for field installation using just their regular Catalog Number, UPC, or Easy Code.



KT-HBLED420-4F-8XX-VDIM-P /G2

LED HIGH BAY FIXTURE

DESCRIPTION

Complete Compact LED High Bay Fixture

APPLICATION

Used for commercial and industrial high bay lighting applications



5 YEAR
WARRANTY

PRODUCT FEATURES

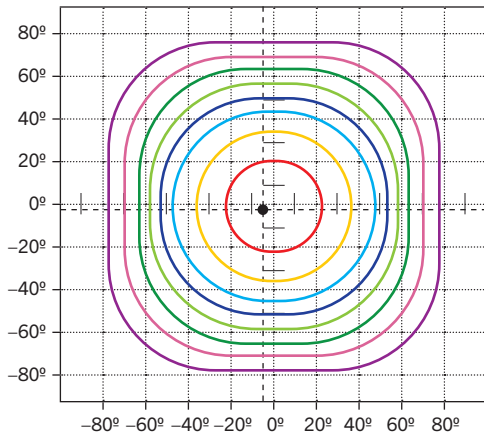
- Architectural grade compact design
- Designed to accept easy screw-in installation of optional sensors via 1/2" threaded receptacle in driver cover
- Compatible with Keystone SmartSafe emergency LED drivers (see accessories section for details)
- Powered by Keystone 0–10V dimming LED drivers with 12V Aux
- Frosted lens eliminates glare
- V-hook and chain mounting accessories included
- UL Listed 1598: Suitable for dry and damp locations
- Ambient operating temperature: –20°C/–4°F to 50°C/122°F
- THD: < 20%
- PF: > 0.90
- LED chip lifetime: L70 >100,000 hrs @ 25°C/77°F ambient fixture temp.

PERFORMANCE SPECIFICATIONS

CATALOG NUMBER	NOMINAL LENGTH	INPUT VOLTAGE	CCT	WATTAGE	LUMEN OUTPUT	EFFICACY	CRI	POWER FACTOR	LIFETIME
KT-HBLED420-4F-840-VDIM-P /G2	4 ft.	120-277V	4000K	420W	63,000lm	150lm/W	> 80.0	>0.90	50,000 hrs
KT-HBLED420-4F-850-VDIM-P /G2	4 ft.	120-277V	5000K	420W	63,420lm	151lm/W	> 80.0	>0.90	50,000 hrs

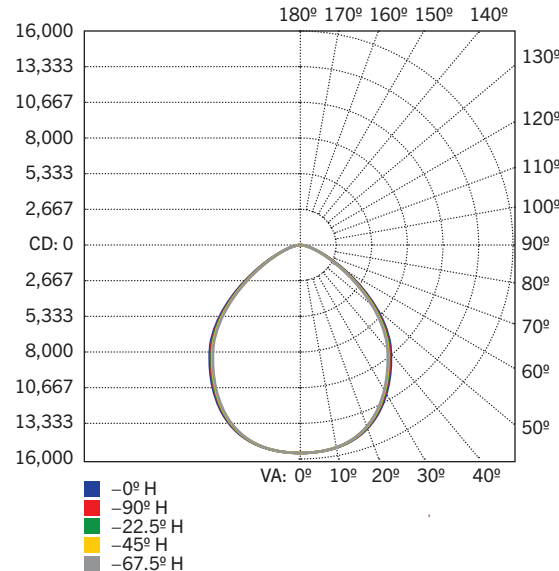
PHOTOMETRIC SPECIFICATIONS

ISOCANDELA PLOT



- Cd: 13,919, 90%
- Cd: 11,599, 75%
- Cd: 9,279, 60%
- Cd: 7,733, 50%
- Cd: 6,186, 40%
- Cd: 4,640, 30%
- Cd: 3,093, 20%
- Cd: 1,547, 10%
- Point of Max Cd: 15,493.2

POLAR CANDELA DISTRIBUTION



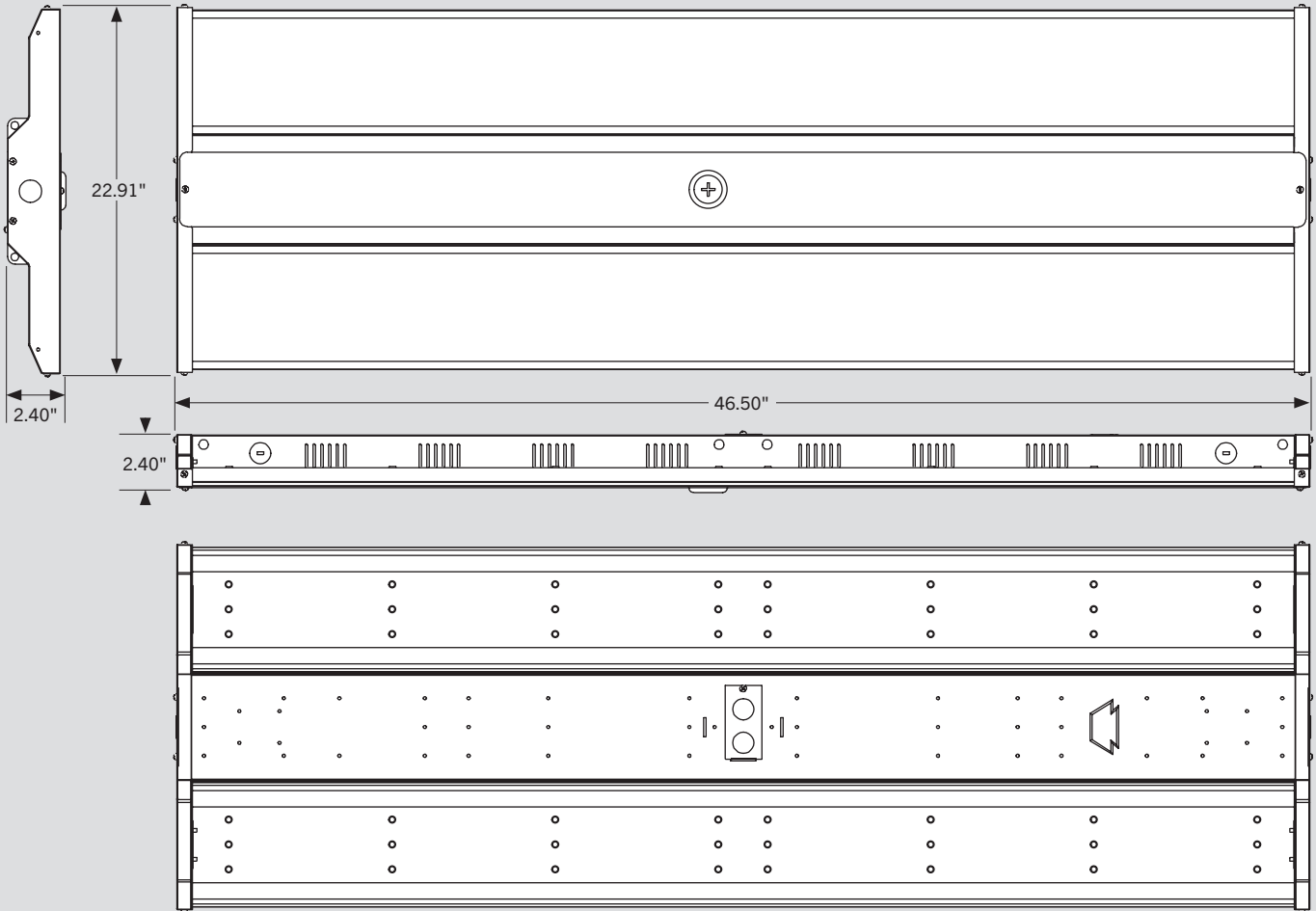
ZONAL LUMEN SUMMARY

Zone	Lumens	% Luminaire
0–30	11,866.4	30.20%
0–40	19,231.1	48.90%
0–60	32,518.5	82.70%
60–90	6,685.2	17.00%
70–100	2,596.9	6.60%
90–120	31.0	0.10%
0–90	39,203.8	99.70%
90–180	110.2	0.30%
0–180	39,313.9	100%

KT-HBLED420-4F-8XX-VDIM-P /G2

LED HIGH BAY FIXTURE

PHYSICAL SPECIFICATIONS







KT-HBLED420-4F-8XX-VDIM-P /G2

LED HIGH BAY FIXTURE

ACCESSORIES

SENSORS

Factory-Installable OR Field-Installable (field-installable purchased separately)


✓	SUFFIX*	CATALOG NUMBER	DESCRIPTION	UPC	EASY CODE
	/HBFC1	KTSL-HBFC1-UV-KO-PIR	Smart Loop Bluetooth mesh PIR occupancy sensor with built-in fixture controller 	843654129266	AEJ-50
	/FC3	KTSL-FC3-12V-PKO-PIR	Smart Loop Bluetooth mesh screw-in PIR occupancy sensor with built-in fixture controller. No wiring required. 	843654138862	OCW-60
	/PIR2	KTS-PIR2-UV-KO	PIR sensor for high bay fixtures; Preset for 5 min hold time, 10 min standby time at 10% dim, daylight disabled	843654123288	IOF-04
	/PIR-A	KTS-PIR3-12V-PKO /A	Smart Port PIR sensor for high bay fixtures; Preset for 1 min hold time, 3 min standby time at 30% dim, daylight disabled	843654133638	RXQ-30
	/PIR-B	KTS-PIR3-12V-PKO /B	Smart Port PIR sensor for high bay fixtures; Preset for 5 min hold time, 10 min standby time at 10% dim, daylight disabled	843654133645	LEF-34
	/MW3-A	KTS-MW3-12V PKO /A	Smart Port Microwave Occupancy sensor for high bay fixtures; Preset for 1 min hold time, 3 min standby time at 30% dim, daylight disabled	843654133317	XYR-25
	/MW3-B	KTS-MW3-12V PKO /B	Smart Port Microwave Occupancy sensor for high bay fixtures; Preset for 5 min hold time, 10 min standby time at 10% dim, daylight disabled	843654133324	SPF-37



* For factory installation of accessory, add suffix to fixture part number (see ordering examples and instructions on last page of spec sheet).

Field-Installable / Field-Use ONLY (purchased separately)

CATALOG NUMBER	DESCRIPTION	UPC	EASY CODE
KTS-MW3-REMOTECONTROL	Remote control for KTS-MW3-12V-PKO /A or /B and KTS-PIR3-12V-PKO /A or /B sensors. Used to set and adjust all sensor settings, including high-end trim brightness, sensitivity, hold time, daylight threshold, stand-by time, and stand-by dimming level.	843654132020	XSR-61



(Accessories continued on next page)

KT-HBLED420-4F-8XX-VDIM-P /G2


LED HIGH BAY FIXTURE

ACCESSORIES (continued)

CORD SETS

Factory-Installable OR Field-Installable (field-installable purchased separately)

✓	SUFFIX*	CATALOG NUMBER	DESCRIPTION	UPC	EASY CODE
	/515P-6	KT-CS-515P-6-18/3	Cord set for high bay; 125V NEMA 5-15P; straight blade plug; 6' SJTOW cable; 18/3 wire	843654140124	UKH-26
	/L715P-10	KT-CS-L715P-10-16/3	Cord set for high bays; 277V NEMA L7-15P; twist lock plug; 10' SJTOW cable; 16/3 wire	843654140131	SFV-88
	/L615P-10	KT-CS-L615P-10-16/3	Cord set for high bays; 250V NEMA L6-15P; twist lock plug; 10' SJTOW cable; 16/3 wire	843654140148	ZQS-05
	/L515P-10	KT-CS-L515P-10-16/3	Cord set for high bays; 250V NEMA L5-15P; twist lock plug; 10' SJTOW cable; 16/3 wire	843654140155	GVH-22
	/L715P-6	KT-CS-L715P-6-16/3	Cord set for high bays; 277V NEMA L7-15P; twist lock plug; 6' SJTOW cable; 16/3 wire	843654140162	DVU-44
	/L615P-6	KT-CS-L615P-6-16/3	Cord set for high bays; 250V NEMA L6-15P; twist lock plug; 6' SJTOW cable; 16/3 wire	843654140179	LCW-66
	/L515P-6	KT-CS-L515P-6-16/3	Cord set for high bays; 250V NEMA L5-15P; twist lock plug; 6' SJTOW cable; 16/3 wire	843654140186	POC-82
	/MC-6-3	KT-MC-NP-6-18/3	MC cable whip for high bays; no plug; inners 1/2" strip on both ends; 6' metal-clad cable; 18/3 wire	843654134505	EYP-82
	/MC-6-5	KT-MC-NP-6-18/5	MC cable whip for high bays; no plug; inners 1/2" strip on both ends; 6' metal-clad cable; 18/5 wire (dimming wires included)	843654134512	CBU-56
	/NP10	KT-CS-NP-10-16/3	Cord for high bays; no plug; inners 1/2" strip on both ends; 10' SJTOW cable; 16/3 wire	843654140193	YOH-90
	/NP6	KT-CS-NP-6-16/3	Cord for high bays; no plug; inners 1/2" strip on both ends; 6' SJTOW cable; 16/3 wire	843654140216	HUB-73
	/NP15	KT-CS-NP-15-16/3	Cord for high bays; no plug; inners 1/2" strip on both ends; 15' SJTOW cable; 16/3 wire	843654140209	EYD-18
	/NP6D	KT-CS-NP-6-18/5	Cord for fixtures; no plug; inners 1/2" strip on both ends; 6' long black SJTOW cable; 300V; 18/5 wire	843654153346	ANT-58
	/NP6D	KT-CS-NP-6-18/6	Cord for fixtures; no plug; inners 1/2" strip on both ends; 6' long black SJTOW cable; 300V; 18/6 wire. For use with Emergency	843654153353	ZRX-06
	/NP10D	KT-CS-NP-10-18/5	Cord for fixtures; no plug; inners 1/2" strip on both ends; 10" long black SJTOW cord; 300V; 18/5 wire	843654153360	DSZ-45
	/NP10D	KT-CS-NP-10-18/6	Cord for fixtures; no plug; inners 1/2" strip on both ends; 10" long black SJTOW cord; 300V; 18/6 wire. For use with Emergency	843654153377	FFI-18
	/NP15D	KT-CS-NP-15-18/5	Cord for fixtures; no plug; inners 1/2" strip on both ends; 15" long black SJTOW cord; 300V; 18/5 wire	843654153384	JEB-96
	/NP15D	KT-CS-NP-15-18/6	Cord for fixtures; no plug; inners 1/2" strip on both ends; 15" long black SJTOW cord; 300V; 18/6 wire. For use with Emergency	843654153391	RQV-39
	/NP20D	KT-CS-NP-20-18/5	Cord for fixtures; no plug; inners 1/2" strip on both ends; 20" long black SJTOW cord; 300V; 18/5 wire	843654154442	USN-91
	/NP20D	KT-CS-NP-20-18/6	Cord for fixtures; no plug; inners 1/2" strip on both ends; 20" long black SJTOW cord; 300V; 18/6 wire. For use with Emergency	843654154459	JCN-20
	/NP22D	KT-CS-NP-22-18/5	Cord for fixtures; no plug; inners 1/2" strip on both ends; 20" long black SJTOW cord; 300V; 18/5 wire	843654153407	DUH-47
	/NP22D	KT-CS-NP-22-18/6	Cord for fixtures; no plug; inners 1/2" strip on both ends; 20" long black SJTOW cord; 300V; 18/6 wire. For use with Emergency	843654153414	ITP-55



* For factory installation of accessory, add suffix to fixture part number (see ordering examples and instructions on last page of spec sheet).
 Note: For cord sets not listed here, please contact your Keystone sales rep.

(Accessories continued on next page)



KT-HBLED420-4F-8XX-VDIM-P /G2

LED HIGH BAY FIXTURE

ACCESSORIES (continued)

EMERGENCY BACKUP

Factory-Installable OR Field-Installable (field-installable purchased separately)

✓	SUFFIX*	CATALOG NUMBER	DESCRIPTION	UPC	EASY CODE
	/EMRG-5†	KT-EMRG-LED-5C-500-EN /DF	5W, 500 lumen Smart Safe emergency backup with dual flex cables	843654132433	RAR-74
	/EMRG-12†	KT-EMRG-LED-12C-1200-EN /DF	12W, 1200 lumen Smart Safe emergency backup with dual flex cables	890949019900	YCV-23
	/EMRG-20†	KT-EMRG-LED-20SD-2000-EN /DF	20W, 2000 lumen Smart Safe emergency backup with dual flex cables; Self-diagnostic	843654103143	BZU-19




5W, 500 lumen Battery Backup
KT-EMRG-LED-5C-500-EN /DF



12W, 1200 lumen Battery Backup
KT-EMRG-LED-12C-1200-EN /DF



20W, 2000 lumen Battery Backup
KT-EMRG-LED-20SD-2000-EN /DF



* For factory installation of accessory, add suffix to fixture part number (see ordering examples and instructions on last page of spec sheet).
† Factory installation of emergency backup units will automatically include any relevant mounting bracket.

Field-Installable / Field-Use ONLY (purchased separately)

CATALOG NUMBER	DESCRIPTION	UPC	EASY CODE
KT-HBLED-EM-BR-KIT	Emergency LED backup mounting bracket kit for LED high bay fixtures	843654110066	OGY-07



Emergency Backup Mounting Bracket
KT-HBLED-EM-BR-KIT



(Accessories continued on next page)

KT-HBLED420-4F-8XX-VDIM-P /G2


LED HIGH BAY FIXTURE

ACCESSORIES (continued)

MOUNTS AND BRACKETS

Factory-Installable OR Field-Installable (field-installable purchased separately)


✓	SUFFIX*	CATALOG NUMBER	DESCRIPTION	UPC	EASY CODE
	/WG-6	KT-HBLED-WG-6-KIT /G2	Wire guard kit for 4.0' /G2 linear LED high bay fixtures (420W)	843654137773	YDO-03



* For factory installation of accessory, add suffix to fixture part number (see ordering examples and instructions on last page of spec sheet).

Field-Installable / Field-Use ONLY (purchased separately)


CATALOG NUMBER	DESCRIPTION	UPC	EASY CODE
KT-HBLED-PM-1-KIT	Pendant mount kit for LED high bay fixtures	890919020042	HRV-72
KT-HBLED-SM-1-KIT	Surface mount kit for LED high bay fixtures	890919020035	LDN-61
KT-HBLED-CABLE-KIT	Aircraft cable hanging kit for LED high bay fixtures	890949012871	XPJ-88



STEP-DOWN TRANSFORMERS

Factory-Installable OR Field-Installable (field-installable purchased separately)

✓	SUFFIX*	CATALOG NUMBER	DESCRIPTION	UPC	EASY CODE
	/480 ^{†‡} §	KTAT-250-480-277 /SF	Fully enclosed, single flex step-down transformer for LED high bay fixtures with wattage lower than 250VA	843654123639	PGA-99



* For factory installation of accessory, add suffix to fixture part number (see ordering examples and instructions on last page of spec sheet).

[†] Factory installation of step-down transformer units will automatically include any relevant mounting bracket.

[‡] Step-down transformers cannot be ordered in conjunction with standard SJTOW cord set options (contact Keystone sales rep for available custom options if needed).

[§] 420W fixture requires two step-down transformers



KT-HBLED420-4F-8XX-VDIM-P /G2

LED HIGH BAY FIXTURE

FIXTURE ORDERING INFORMATION

ORDER CODE	PACK QTY.	UPC	EASY CODE
KT-HBLED420-4F-840-VDIM-P /G2	1	843654144283	DWN-03
KT-HBLED420-4F-850-VDIM-P /G2	1	843654144290	SQH-49

FIXTURE CATALOG NUMBER BREAKDOWN


KT-HBLED420-4F-8XX-VDIM-P /G2

1	2	3	4	5	6	7	8	9	10
1 Keystone Technologies	2 LED High Bay Fixture	3 Wattage	4 Nominal Length	5 Frosted Lens	6 80 CRI	7 Color Temperature	8 0-10V Dimming	9 Premium Series	10 2nd Generation

ORDERING EXAMPLES


FIXTURE WITH MULTIPLE FACTORY-INSTALLED ACCESSORIES*

KT-HBLED420-4F-840-VDIM-P /G2/PIR2/L715P-6/EMRG-5/WG-6




FIXTURE WITH MULTIPLE FACTORY-INSTALLED ACCESSORIES*

KT-HBLED420-4F-840-VDIM-P /G2/PIR2/EMRG-5/WG-6/480




FIXTURE WITH TWO FACTORY-INSTALLED ACCESSORIES*

KT-HBLED420-4F-840-VDIM-P /G2/PIR2/480




FIXTURE WITH SINGLE FACTORY-INSTALLED ACCESSORY

KT-HBLED420-4F-840-VDIM-P /G2/PIR2



FIXTURE WITH NO FACTORY-INSTALLED ACCESSORIES

KT-HBLED420-4F-840-VDIM-P /G2



KEYSTONE FIXTURE	
CATALOG NUMBER	
KT-HBLED420-4F-840-VDIM-P /G2	

SENSORS	
SUFFIX	CATALOG NUMBER
<input checked="" type="checkbox"/> /PIR2	KTS-PIR2-UV-KO

CORD SETS	
SUFFIX	CATALOG NUMBER
<input checked="" type="checkbox"/> /L715P-6	KT-CS-L715P-6-16/3

EMERGENCY BACKUP	
SUFFIX	CATALOG NUMBER
<input checked="" type="checkbox"/> /EMRG-5	KT-EMRG-LED-5C-500-EN /DF

MOUNTS AND BRACKETS	
SUFFIX	CATALOG NUMBER
<input checked="" type="checkbox"/> /WG-6	KT-HBLED-WG-6-KIT /G2

STEP-DOWN TRANSFORMERS	
SUFFIX	CATALOG NUMBER
<input checked="" type="checkbox"/> /480	KTAT-250-480-277 /SF

Note: Step-down transformers cannot be ordered in conjunction with standard SJTOW cord set options (contact Keystone sales rep for available custom options if needed).

* When ordering more than one factory-installed accessory, use multiple suffixes as shown in the ordering examples above.
 Note: All accessories can also be ordered separately for field installation using just their regular Catalog Number, UPC, or Easy Code.