

## BS100LED

- The ILLUMINA® BS100LED is corrosion, flame and vandal resistant.
- **HOUSING:** 100% UV stabilized polycarbonate, liquid silicone perimeter gasket with memory retention.
- **DIFFUSER:** Frosted UV stabilized polycarbonate diffuser, providing even light distribution.
- **LUMENS:**

<b>2FT</b>	<b>4FT</b>
<b>LO:</b> 3585 up to 3796 lm	<b>VLO:</b> 3954 up to 4187 lm
<b>MO:</b> 4780 up to 5062 lm	<b>LO:</b> 5512 up to 5837 lm
<b>HO:</b> 5975 up to 6327 lm	<b>MO:</b> 6615 up to 7004 lm
	<b>HO:</b> 8366 up to 8857 lm
- **OPERATING TEMP:**
  - HT (AC Only) -40°F to 104°F (-40°C to 40°C)
  - SA (AC & Emergency) 32°F to 104°F (0°C to 40°C)
- **WEIGHT:** **2FT:** 5 lbs. / 2.2 kg. / **4FT:** 10 lbs. / 4.5 kg



**APPLICATION:** The BS100LED is ideal for various applications including retail, industrial, parking, garages, carport, parking structures, warehouses, breezeways, canopies, schools, and much more. It can be installed both indoor and outdoor.

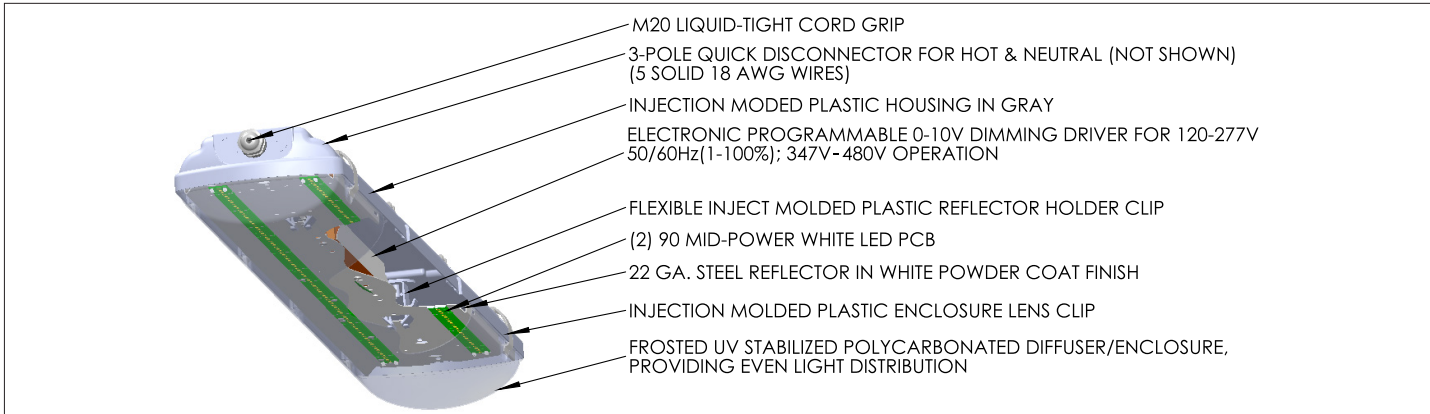
### CONFIGURATIONS

MODEL	LENGTH	OPERATION	OUTPUT	COLOR TEMP	INPUT	MOUNTING	OPTIONS
BS100LED	2 (ft)	HT (AC only)	VLO <sup>3</sup>	WT35 (3500K)	120-277V	SM <sup>4</sup> (surface mount)	SS (stainless steel clips)
BS100LED-RK <sup>1</sup>	4 (ft)	SA <sup>2</sup> (AC & EM)	LO	WT40 (4000K)	347V-480V	AC <sup>5</sup> (aviation cable)	FP (fuse protection - 3A)
			MO	WT50 (5000K)		SPK <sup>6</sup> (single pendant kit)	TPS <sup>10</sup> (tamper proof screws)
			HO			SVLSPK <sup>6</sup> (swivel single pendant kit)	TPB (tamper proof under driver bit)
						SVLDPK <sup>6</sup> (swivel double pendant kit)	NODL <sup>11</sup> (integrated node - LOGICA)
						DPK <sup>6</sup> (double pendant kit)	IOSL <sup>11</sup> (internal occupancy sensor - LOGICA)
						CH <sup>6</sup> (chain hang kit)	EOSL <sup>11</sup> (external occupancy sensor - LOGICA)
						TM <sup>6</sup> (trunion mount)	IOS <sup>12</sup> (internal occupancy sensor)
						PM (pivot mount)	IOSB <sup>13</sup> (internal bluetooth occ. sensor)
						JM <sup>7</sup> (junction mount)	EOS (external occupancy sensor)
						MM <sup>8</sup> (magnet mount)	SP (surge protection - 10KA)
						QMB <sup>9</sup> (quick mount bracket)	B <sup>14</sup> (black housing)
							W <sup>15</sup> (white housing)
							D (dali)
							FA <sup>16</sup> (fully assembled)

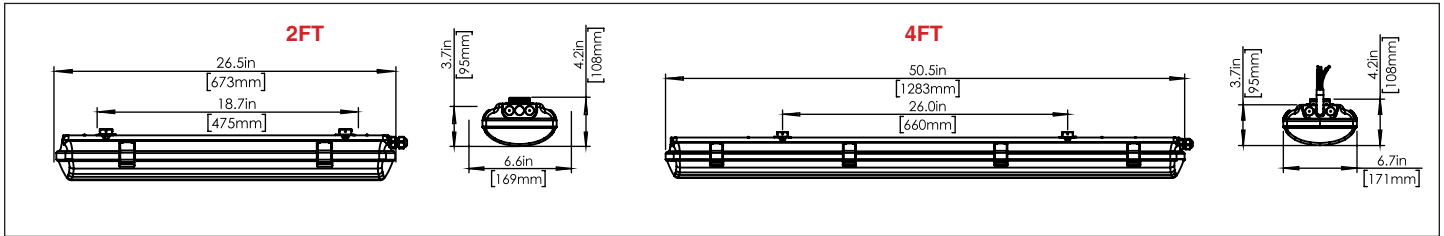
NOTE 1: RK - Retro Fit Kit; Mounting options do not apply to BS100LED-RK unit.  
 NOTE 2: Title 20 emergency pack; 120/277V; **2FT:** 10W, 1107 lumens; **4FT:** 10W, 1135 lumens.  
 NOTE 3: VLO available for 4ft only.  
 NOTE 4: Surface mount is standard.  
 NOTE 5: Specify length for AC: 50", 72", 100", 150", 250" fully adjustable.  
 NOTE 6: SPK, DPK, CH, TM, & SVLSPK options must specify length.  
 NOTE 7: JM option - the unit is no longer wet location, but damp location.  
 NOTE 8: Magnetic mounts must be installed to steel beam measuring minimum 3/16" (4.7mm) thick.  
 NOTE 9: QMB must be used with JM.

NOTE 10: 18-8 stainless steel screws.  
 NOTE 11: Logica (Beggelli wireless and powerless control solutions). Contact factory for more details.  
 NOTE 12: FSP-221 requires wireless IR handheld remote (HHR-FSIR) for changing defaults and testing of occupancy sensor. Order as needed (item #476100186). For more details, contact factory.  
 NOTE 13: Downloadable smart phone app for sensor configuration.  
 NOTE 14: Does not require MOQ for 4ft.  
 NOTE 15: Contact factory.  
 NOTE 16: Includes latches and grommets installed at the factory. Can be combined with the JM option.

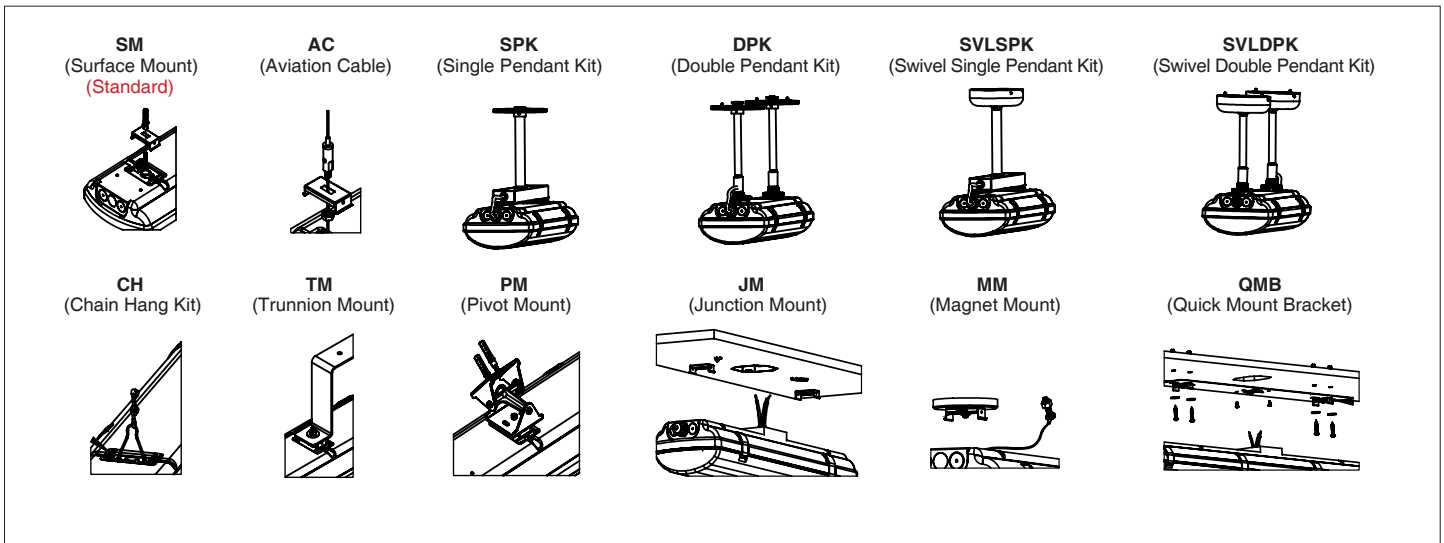
### TECHNICAL INFORMATION



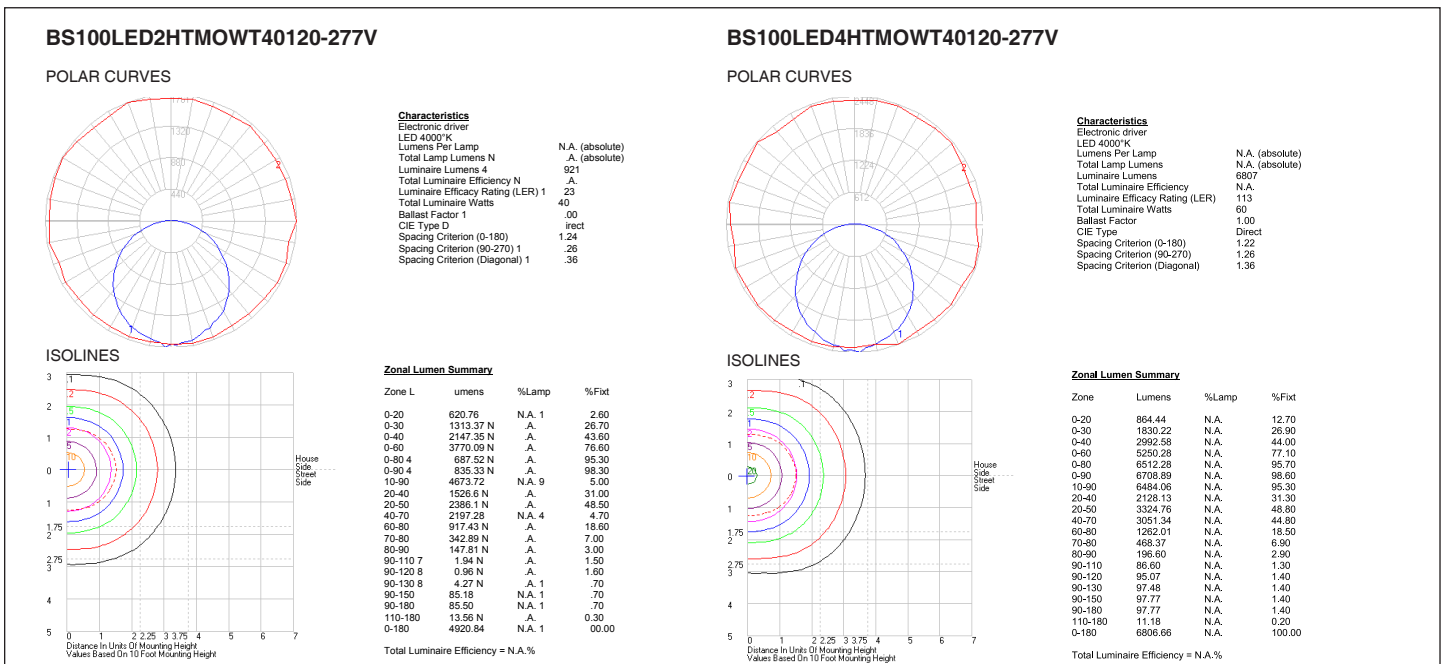
DIMENSIONS



MOUNTING OPTIONS



PHOTOMETRICS



**ENERGY CHART**

MODEL	LENGTH	EFFICACY	CONSUMPTION WATTAGE	LUMEN OUTPUT	CRI	L70 (hrs.)	L85 (hrs.)
<b>2FT</b>							
BS100LED-2HT-LO-WT35-120-277V	2 ft	120 lm/W	30	3585	>80	>60,000	>50,000
BS100LED-2HT-LO-WT40-120-277V	2 ft	123 lm/W	30	3691	>80	>60,000	>50,000
BS100LED-2HT-LO-WT50-120-277V	2 ft	127 lm/W	30	3796	>80	>60,000	>50,000
BS100LED-2HT-MO-WT35-120-277V	2 ft	120 lm/W	40	4780	>80	>60,000	>50,000
BS100LED-2HT-MO-WT40-120-277V	2 ft	123 lm/W	40	4921	>80	>60,000	>50,000
BS100LED-2HT-MO-WT50-120-277V	2 ft	127 lm/W	40	5062	>80	>60,000	>50,000
BS100LED-2HT-HO-WT35-120-277V	2 ft	119 lm/W	50	5975	>80	>60,000	>50,000
BS100LED-2HT-HO-WT40-120-277V	2 ft	123 lm/W	50	6151	>80	>60,000	>50,000
BS100LED-2HT-HO-WT50-120-277V	2 ft	127 lm/W	50	6327	>80	>60,000	>50,000
<b>4FT</b>							
BS100LED-4HT-VLO-WT35-120-277V	4 ft	132 lm/W	30	3954	>80	>60,000	>50,000
BS100LED-4HT-VLO-WT40-120-277V	4 ft	136 lm/W	30	4070	>80	>60,000	>50,000
BS100LED-4HT-VLO-WT50-120-277V	4 ft	140 lm/W	30	4187	>80	>60,000	>50,000
BS100LED-4HT-LO-WT35-120-277V	4 ft	110 lm/W	50	5512	>80	>60,000	>50,000
BS100LED-4HT-LO-WT40-120-277V	4 ft	113 lm/W	50	5673	>80	>60,000	>50,000
BS100LED-4HT-LO-WT50-120-277V	4 ft	117 m/W	50	5837	>80	>60,000	>50,000
BS100LED-4HT-MO-WT35-120-277V	4 ft	110 lm/W	60	6615	>80	>60,000	>50,000
BS100LED-4HT-MO-WT40-120-277V	4 ft	113 lm/W	60	6807	>80	>60,000	>50,000
BS100LED-4HT-MO-WT50-120-277V	4 ft	117 lm/W	60	7004	>80	>60,000	>50,000
BS100LED-4HT-HO-WT35-120-277V	4 ft	120 lm/W	70	8366	>80	>60,000	>50,000
BS100LED-4HT-HO-WT40-120-277V	4 ft	123 lm/W	70	8610	>80	>60,000	>50,000
BS100LED-4HT-HO-WT50-120-277V	4 ft	127 lm/W	70	8857	>80	>60,000	>50,000

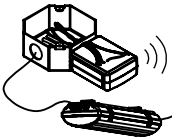


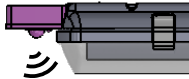

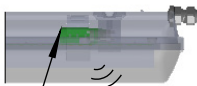


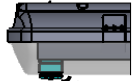

**ELECTRICAL RATING**

PRODUCT	NOMINAL POWER (W)	AC CURRENT (A)		FREQUENCY (HZ)	DC VOLTAGE (V)	DC CURRENT (MA)
		AC VOLTAGE 120V	AC VOLTAGE 277V			
<b>2FT</b>						
BS100LED-2HT-LO	30	0.26	0.12	50/60	44	600
BS100LED-2HT-MO	40	0.34	0.15	50/60	45	750
BS100LED-2HT-HO	50	0.43	0.18	50/60	45	1000
<b>4FT</b>						
BS100LED-4HT-VLO	30	0.25	0.11	50/60	43	600
BS100LED-4HT-LO	50	0.43	0.18	50/60	45	1000
BS100LED-4HT-MO	60	0.51	0.22	50/60	45	1200
BS100LED-4HT-HO	70	0.59	0.26	50/60	47	1400

**DIMMER COMPATIBILITY**

DIMMER	COMPATABILITY	
	ON / OFF	DIMMING
<b>2FT</b>		
LEVITON - AWRMG - 7	YES	YES
LUTRON - DIVA - DVSTV	YES	YES
LUTRON - DIVE - DVTV	YES	YES
WATT STOPPER - DCLV1	YES	YES
<b>4FT</b>		
LEVITON - AWRMG - 7	YES	YES
LUTRON - DIVA - DVSTV	YES	YES
LUTRON - DIVE - DVTV	YES	YES
WATT STOPPER - DCLV1	YES	YES

**LOGICA (WIRELESS & POWERLESS LIGHTING CONTROL SOLUTIONS)**

DAISY CHAIN FIXTURES (RLYL)			EXTERNAL NODE & SENSOR (EOSL)	
<p><b>LOG-RLYL</b> WIRELESS RELAY (DAMP LOCATION)</p> 	<p><b>LOG-ESRPL</b> SWITCH (ACCESSORY) (DAMP LOCATION)</p> 	<p><b>LOG-ML2L</b> REMOTE SENSOR (ACCESSORY) (DAMP LOCATION)</p> 	<p><b>LOG-HBKO10VL / HBKODL</b> NODE &amp; SENSOR (EXTERNAL)</p> 	<p><b>LOG-ESRPL</b> SWITCH (ACCESSORY) (DAMP LOCATION)</p> 
<p>CONTINUOUS ROW MOUNT ~ 130 FEET MAX. (WET LOCATION) (wiring by others based on 18 AWG- 28 fixtures max.)</p>				
INTEGRATED NODE (NODL)			INTEGRATED NODE & SENSOR (IOSL)	
<p><b>LOG-10V12L/DRDL</b> (NODE 0 -10V/DALI) (INTERNAL)</p> 	<p><b>LOG-ESRPL</b> SWITCH (ACCESSORY) (DAMP LOCATION)</p> 	<p><b>LOG-ML2L</b> REMOTE SENSOR (ACCESSORY) (DAMP LOCATION)</p> 	<p><b>LOG-ML10VL/MLDL</b> NODE &amp; SENSOR (INTERNAL)</p> 	<p><b>LOG-ESRPL</b> SWITCH (ACCESSORY) (DAMP LOCATION)</p> 
<p>NODE (WET LOCATION)</p>			<p>(ON LENS) (WET LOCATION)</p>	

■ **WARRANTY:** 5 years, see website for full warranty details.