



DESCRIPTION

The **ILB3020 CW 750MA** from IOTA Engineering is a UL Recognized LED emergency battery pack that allows the same LED fixture to be used for both normal and emergency operation. In the event of a power failure, the **ILB3020 CW 750MA** switches to the emergency mode and operates the existing fixture for **90 minutes**. The unit includes two 8-cell long life high temperature Ni-Cad battery packs, and a single can containing a charger and converter circuit for wiring to the fixture and test accessories. A heating element and temperature control circuitry protect the battery pack from freezing during normal AC operation and allows the battery pack to reach acceptable operating temperatures before reactivating the charging circuit. The **ILB3020 CW 750MA** is for use with an LED load up to **24W** at a rated current of **750mA**.

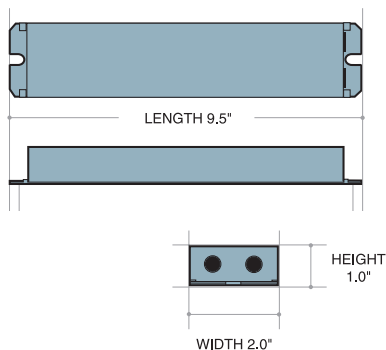
SPECIFICATIONS

Input Voltage	(Dual) 120/277 VAC, 60Hz
Input Rating	5.5 Watts
Input Rating with Heating Element On	86 Watts
Output Voltage	26VDC - 32VDC
Output Current	750 mA (constant)
Output Power	Up to 24W max.
Emergency Operation	90 minutes
Operating Temp	-20° to 50° C
Battery	Nickel-Cadmium 24 Hour Recharge 7-10 Year Life Expectancy
Weight	4.5 lbs.
UL Conditions of Acceptability	Must be factory wired Battery temperature must not exceed 50° C

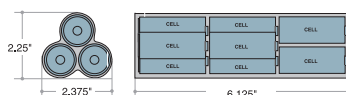


DIMENSIONS

UNIT DIMENSIONS



BATTERY CONFIGURATIONS



For cold-weather battery packs, add approximately 1/8" to the battery width and height to accommodate the heating blanket.

MODEL NO: _____
 TYPE: _____
 PROJECT: _____
 COMMENTS: _____

LED OPERATION:

24 Watt LED Load
 @ 26 - 32 VDC nominal


OUTPUT:

Up to 24W

PRODUCT ADVANTAGES

- **Designed for outdoor paths of egress and freezing environments**
- **Heating Blanket and Temperature Control protects the battery from freezing conditions**

FEATURES

- UL Recognized Component
- Long life high temperature recyclable Ni-Cad batteries
- Galvanized steel case
- Includes test switch and charge indicator accessory kit
- Suitable for use in damp locations and in enclosed and gasketed fixtures
- For use with switched or unswitched fixtures
- **5-Year Warranty**
- Meets or exceeds all National Electrical Code and Life Safety Code Emergency Lighting Requirements
- RoHS Compliant 



ILB3020 CW 750MA

LED EMERGENCY BATTERY PACK

ORDERING GUIDE

ILB3020

CW

750MA

Output Voltage

STD

Example Model Name: ILB3020 CW 750MA 24V STD

24V - 24VDC Output Voltage (Nominal)

30V - 30VDC Output Voltage (Nominal)

Understanding Your IOTA Driver Model:

ILB3020 = IOTA Emergency LED Driver

CW = (Cold Weather) Extended Temperature Performance

750mA = 750mA Output Current

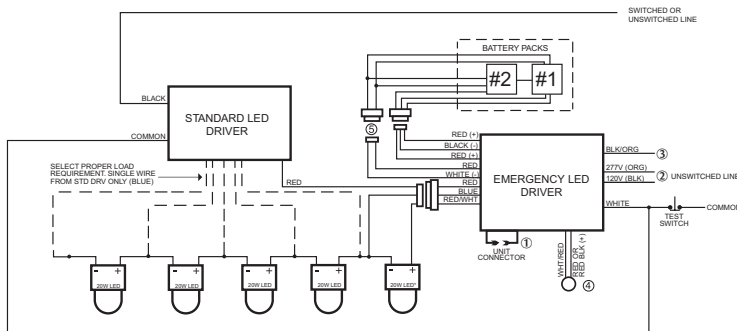
Output Voltage = 24V or 30V Output Voltage (Nominal)

STD = Includes Two Piece Test Switch and Charge Indicator Accessory

ILB3020 CW 750MA 24V STD SAMPLE SPECIFICATION

Emergency lighting shall be provided by using a standard LED fixture equipped with an **ILB3020 CW 750MA 24V STD** LED emergency battery pack. The **ILB3020 CW 750MA 24V STD** shall consist of (1) or (2) high temperature, maintenance-free nickel cadmium battery packs, and a 9.5" x 2.0" x 1.0" vandal-resistant galvanized steel case containing a charger board and an electronic circuit. The unit is designed for installation within the fixture or ballast compartment. A test switch and charge indicator accessory kit shall be included. The LED emergency battery pack shall operate an LED load of up to 24W at a rated current output of 750mA for a minimum of 90 minutes in the emergency mode. The **ILB3020 CW 750MA 24V STD** shall have 5.5 watts of input power and a battery capacity of 24 watt hours. The **ILB3020 CW 750MA 24V STD** is a UL Recognized Component and meets or exceeds all NEC and Life Safety Code Emergency Lighting Requirements. The **ILB3020 CW 750MA 24V STD** is warranted for a full five (5) years from the date of purchase.

ILB3020 CW 750MA SAMPLE WIRING DIAGRAM



- ① DO NOT MATE CONNECTOR UNIT INSTALLATION IS COMPLETE AND AC POWER IS SUPPLIED.
- ② SELECT PROPER VOLTAGE LEAD, CAP UNSELED LEAD.
- ③ BLK/ORG LEAD FOR COLD-WEATHER UNIT ONLY.
FOR NON-COLD WEATHER UNITS, CAP BLK LEAD.
FOR COLD-WEATHER UNIT 120V INSTALLATION, CONNECT BLK/ORG TO BLK.
FOR COLD-WEATHER UNIT 270V INSTALLATION, CAP BLK/ORG AND BLK SEPARATELY.
- ④ TEST ACCESSORY LEADS-OBSERVE PROPER POLARITY WIRING.
- ⑤ OPTIONAL CONNECTOR FOR COLD-WEATHER HEATING BLANKET ONLY FOR NON-COLD-WEATHER UNITS, LEAVE DISCONNECTED.

Warranty: 5-Year Limited Warranty

Complete warranty terms located at www.acuitybrands.com/CustomerResources/Terms_and_conditions.aspx