

## FEATURES & SPECIFICATIONS

**INTENDED USE** — Suitable for cold weather (down to -40°C with CW option), wet location (4X option), security/prisons and high-abuse applications.

**CONSTRUCTION** — The housing is .25" to .525" thick rugged, low-profile cast aluminum.

Clear, UV-stable polycarbonate cover is .130" thick to prevent cracking or breaking. Cover is secured with four stainless steel Torx T20, tamper-resistant screws with center pin. Cover is secured with four stainless steel Phillips head screws, with the FPA option.

.1" thick polycarbonate faceplate incorporates universal directional chevron knockouts that are concealed and easily removed and replaced.

Universal mount (UM) option available — top, back, end mounting or conduit entry. (canopy provided)

Letters 6" high with 3/4" stroke, with 100 ft viewing distance rating, based upon UL924 standards.

**U.S. Patent No. 5,611,163 and D383,501.**

**OPTICS** — Lamp is constructed using new LED technology. Provides perfectly uniform illumination.

The typical life of the exit LED lamp is 10 years. Single-face exit uses one LED lamp; double-face exit uses two LED lamps. Low energy consumption — red lamp consumes 3.3 watts (120V); green lamp consumes 1.7 watts (120V).

**ELECTRICAL** — Dual voltage input capability (120/277V).

Sealed, maintenance-free nickel-cadmium battery delivers 90 minutes capacity to lamp. Constant-current series charger, automatic recharge after battery discharge.

Vandal-resistant magnetic test switch (magnet included) and LED indicator mounted on bottom of housing provide a safe, easy means for testing. Manual test switch also provided inside housing.

Polarized battery connector simplifies installation and maintenance; prevents charger damage from improper connection.

Brownout protection.

Low voltage disconnect allows battery connection before AC power is applied and prevents battery damage from deep discharge.

Self-diagnostics (optional). Automatically tests once a month for five minutes and once every six months for 30 minutes. Bi-color LED status indicator, test and service required.

**INSTALLATION** — Back mount standard for single face (no canopy), unless universal mount (UM) specified. Conduit entry (1/2" - 14 UNC) included with universal mounting.

Cast-aluminum canopy attaches to 10-gauge steel mounting plate for top or end mounting (not required for back mounting).

Canopy mounting bracket provides 160 lbs. of mounting strength when mounted to suitable structure. Bracket will only fit a 2-gang junction box.

Catalog Number
Notes
Type

**EXTREME**

All-Conditions Exits

**LV EL N**

**LED LAMPS EMERGENCY  
NEMA 4X Rating Available**



White on white  
w/red letter color



Black on black  
w/green letter color

**LISTINGS** — UL Listed (standard). NOM certified (see Option). 4X option is UL Listed to NEMA 4X ratings. CW and 4X option is UL 924 wet location listed. NSF certified (FPA option). Meets UL 924, NFPA 101 (current Life Safety Code), NEC and OSHA illumination standards, and State of Minnesota energy-efficient legislation requiring less than 20W consumption. Suitable for ambient temperatures 10°C (50°F) to 40°C (104°F).

**WARRANTY** — 5-year limited warranty. Complete warranty terms located at: [www.acuitybrands.com/resources/terms-and-conditions](http://www.acuitybrands.com/resources/terms-and-conditions)

**Note:** Actual performance may differ as a result of end-user environment and application. All values are design or typical values, measured under laboratory conditions at 25 °C. Specifications subject to change without notice.

### ORDERING INFORMATION

For shortest lead times, configure products using **bolded options**.

**Example:** LV S W 1 R 120/277 EL N

LV	S	Faceplate/ housing color	Number of faces	Letter color	Input voltage	EL N	Emergency operation	Mounting	Options
<b>LV</b>	<b>S</b> Stencil	<b>(blank)</b> Black faceplate on black housing	1 Single face 2 Double face <sup>1</sup>	<b>R</b> Red <b>G</b> Green	<b>120/277</b> Dual voltage	<b>EL N</b> Nickel-cadmium battery	<b>(blank)</b> Back mount <sup>2</sup> <b>UM</b> Universal mount	<b>(Blank)</b> None <b>F</b> Flashing emergency operation (45 flashes/min) <sup>3</sup> <b>FI</b> Fire alarm flashing interface <sup>3</sup> <b>DL</b> UL Listed for damp locations (10°C - 40°C) <b>4X</b> UL Listed for NEMA 4X <b>CW</b> Cold temperature and NEMA 4X wet location battery pack (down to -40°C) <sup>4</sup> <b>SD</b> Self-diagnostics <b>NOM</b> NOM certified <b>FPA</b> Food protection area (National Sanitation Foundation Certified - splash zone) <sup>5</sup>	
		<b>W</b> White on white							
		<b>WB</b> White on black							
		<b>BW</b> Black on white							
		<b>AB</b> Aluminum on black							
		<b>AW</b> Aluminum on white							

<b>Accessories:</b> Order as separate catalog number.	
ELA TPS T20	Torx tamper-resistant bit for T20 center-pin screw
ELA VSA	Stem/Conduit mounting kit (see spec sheet <a href="#">ELA-VSA</a> )

#### Notes

- Available with universal mount only.
- Back mount standard with single face unless UM is specified. Not available on double face.
- Choice of F or FI. Not available with both.
- Not Energy Star qualified.
- Torx tamper-resistant screws not included with FPA.

## SPECIFICATIONS

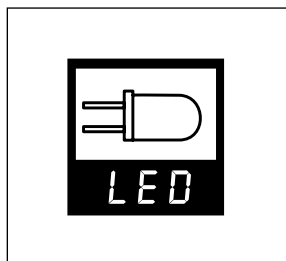
ELECTRICAL							
Primary Circuit							
Type	Typical LED life <sup>1</sup>	Supply voltage	Number of lamps <sup>2</sup>	Input watts	Max. amps	Cold weather amps	Cold weather watts
Red	10 years	120	1	3.3	.14	.22	18.2
			2	4.8	.13	.28	29.1
Red	10 years	277	1	3.3	.13	.26	16.6
			2	5.2	.13	.31	24.5
Green	10 years	120	1	2.2	.10	.17	17.0
			2	3.2	.09	.24	27.3
Green	10 years	277	1	2.5	.10	.19	12.2
			2	4.0	.10	.27	24.2

BATTERY				
Sealed Nickel-Cadmium				
Type	Typical shelf life <sup>3</sup>	Typical life <sup>3</sup>	Maintenance <sup>4</sup>	Temperature range <sup>5</sup>
STD-DL	3 years	7 - 9 years	none	50°F - 104°F (10°C - 40°C)
CW	3 years	7 - 9 years	none	-40°F - 104°F (-40°C - 40°C)


### Notes

- Based on continuous operation. The typical life of the exit LED lamp is 10 years.
- Two-lamp version available with double-face only.
- At 77°F (25°C).
- All life safety equipment, including emergency lighting for path of egress must be maintained, serviced, and tested in accordance with all National Fire Protection Association (NFPA) and local codes. Failure to perform the required maintenance, service, or testing could jeopardize the safety of occupants and will void all warranties.
- Optimum ambient temperature range where unit will provide capacity for 90 minutes. Higher and lower temperatures affect life and capacity.

## KEY FEATURES



The typical life of the exit LED lamp is 10 years.

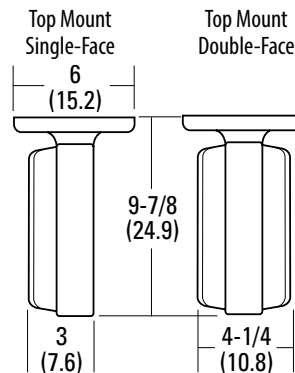
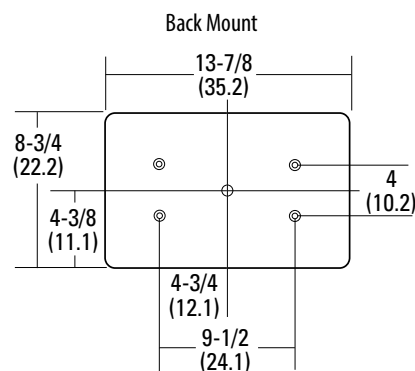
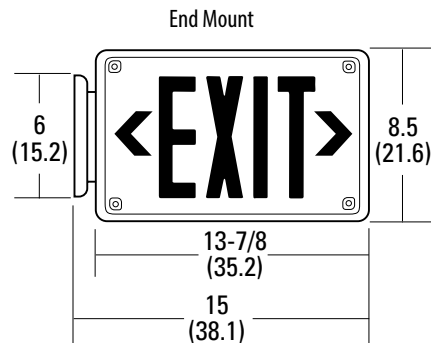


UL approved for damp, NEMA 4X wet or cold locations (see options).

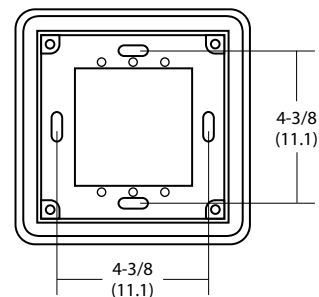
## MOUNTING

All dimensions are in inches (centimeters).

Shipping weight: 12 lbs. (5.45 kgs.)



NEMA 4X Mounting Plate



Housing or canopy mounting bracket should be attached to mounting surface using suitable fastener for type of wall material. All four mounting hole positions should be used, and anchors or screws should have a minimum pullout rating of 160 lbs. Bracket will only fit a 2-gang junction box.