

# Intelligent Emergency Lighting

## GENERAL DESCRIPTION

A powerful LED fixture designed for very low profile recessed ceiling mount, or optional surface mount, suitable for interior locations, at heights over 40 ft from floor level. Dual function operation in either emergency or optional normal on mode, powered from the Sigtex Central Battery System at 24VDC.

## CONSTRUCTION

- LEDs and electronics encased in a UV stabilized, abrasion-resistant polycarbonate lens with an IP67 rated watertight and dust-proof seal.
- Recessed Mount: faceplate from extruded machined aluminum, available with brushed finish or a variety of satin enamel paint colors.
- Surface Enclosed Mount: steel housing with bracket mount locations and multiple knockouts for wiring connection.
- Optional composite outdoor rated gasket seal for wet location operations.
- 12" Standard pendant option available. Contact factory for other lengths. Kit includes canopy and wire harness.

## APPLICATIONS

- **Standard Model:** Maximum Floor Coverage from Ceiling Heights up to 40 Feet and More
- **Wide Angle Lens Option:** Maximum Floor Coverage from a Standard Ceiling Height

## ENERGY EFFICIENT OPERATION

- Dual function operation for optional normally on night or security lighting as well as emergency lighting.
- Over 50,000 hour lamp life in normal use.
- IES photometric data available for all models.
- Lamp efficacy: 159 lumens/ watt.

## ELECTRONICS

- Operates with Central Battery System including optional low voltage normal lighting operation. See CB data sheet.
- Lamps are connected in parallel. If one string of lamp fails, one or more strings will continue in operation.
- Power supply delivers regulated current and voltage to LED lamps at optimum levels to maximize lamp life.
- LED color temperature 4,700K and CRI of 70. 70% lumen maintenance (L70) at 50,000 hrs.



## POWER/ LUMEN RANGE

Emergency Power Watts	Wide Angle Lumens	Standard Model Lumens
<b>20</b>	<b>3319</b>	<b>3189</b>
<b>30</b>	<b>4978</b>	<b>4784</b>
<b>40</b>	<b>6637</b>	<b>6378</b>

## CODES

- Central battery system listed to UL 924. LED Lamp Assembly ROHS compliant, LM-79 tested, and rated IP67.

## WARRANTY

- 10 year total customer satisfaction warranty. For details see product catalog technical data section



**Intertek**  
 CONFORMS TO  
 UL 924/ CSA 22.2 #141

## FIXTURE SCHEDULE

MODEL	CATALOG NO
APPROVAL	JOB INFORMATION

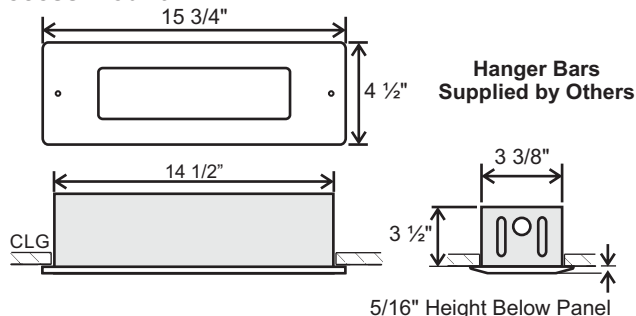
### SUGGESTED SPECIFICATIONS:

Install MOONLITE® Series MHE High Output LED emergency lighting fixture manufactured by Sigtex Inc., available as a remote device connected to a central battery power source or powered from building AC power. See Sigtex Central Battery System (CBL) data sheet. Upon loss of AC building power in RE models, emergency lighting will be activated for a minimum of 90 minutes under battery power, in compliance with UL 924 and NFPA Life Safety Code 101. The unit may be specified to operate continuously for security or night lighting, as required.

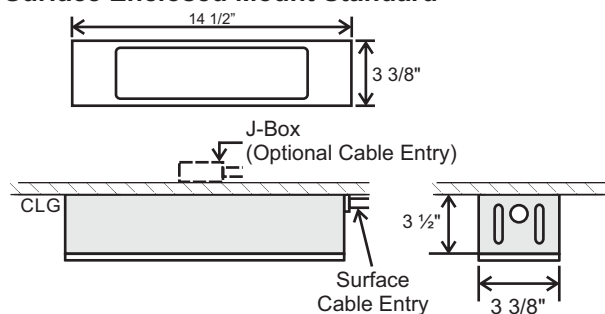
### MOUNTING DATA & DIMENSIONS:

#### INTERIOR & DAMP LOCATIONS

##### Recess Mount

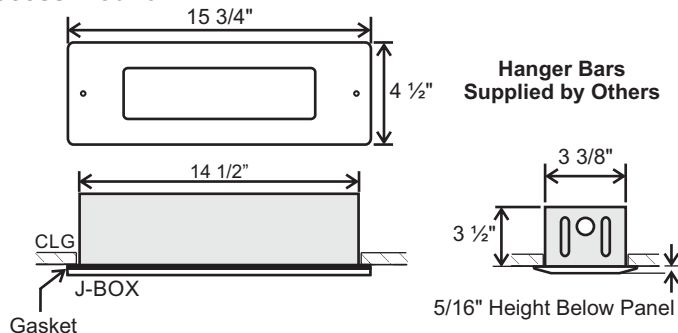


##### Surface Enclosed Mount Standard

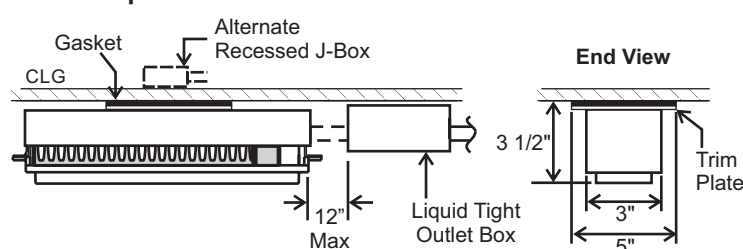


#### EXTERIOR & WET LOCATIONS

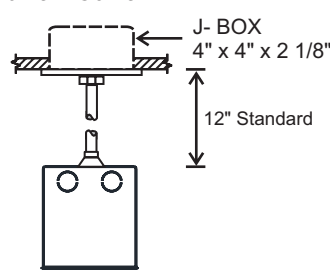
##### Recess Mount



##### Surface Open Mount



##### Pendant Mount



### ORDERING INFORMATION: EXAMPLE: MHERE30SW-WA

MHE	RE	30	S	W	—	WA
MODEL SERIES	OPERATION	EMERGENCY/ SECURITY POWER RATING	MOUNT	FINISH		OPTIONS
MHE	RE= Remote for operation with Central Battery System AC= 120/ 277 VAC Input	20= 20 Watts 30= 30 Watts 40= 40 Watts	S= Surface R= Recessed	A= Aluminum K= Black W= Satin White X= Custom		DAC= Dual AC input for Security Lighting (AC Models Only) EM48=48VDC Emergency Input EB= End Bracket NAT= Natatorium Rated NOR= Normal On/ Security Lighting (RE Models Only) PEN= Pendant Mount* *Standard 12". Contact factory for other sizes. ST= Stainless Mount Bracket (Surface Open Mount) SV= Pendant Swivel Mount WA= Wide Angle WL= Wet Location (RE Models Only)



**Sigtex Inc**  
LIGHTING

220 VFW Avenue, Grasonville, MD 21638  
TEL: (410) 827-8300 Fax: (410) 827-8866  
sales@sigtexinc.com www.sigtexinc.com

Specifications and Dimensions subject to change without notice.