



RADIUS SERIES - MRDR

COMMERCIAL GRADE THERMOPLASTIC EMERGENCY LIGHT



PROJECT: _____
 FIXTURE TYPE: _____
 LOCATION: _____
 CONTACT/PHONE: _____

PRODUCT DESCRIPTION

The decorative and efficient Radius Series is ideal for commercial and institutional environments where appearance, ease of installation and low maintenance is desired. The Radius Series meets the design needs of today's specifier. Combining innovative design with reliable solid state electronics, it has the look and performance demanded by today's building environment. The unique snap-together construction and easy-to-adjust lamps make this unit easy to install, maintain and service.

PRODUCT SPECIFICATIONS

CONSTRUCTION

Injection molded, engineering-grade, UV-stable thermoplastic • UL94V-0 flame rating • Impact, scratch, fade and corrosion-resistant • Snap-fit housing and mounting plate • Universal mounting plate with quick-connect feature reduces installation labor • White or black textured finish.

ELECTRICAL

Dual 120/277 voltage standard • Rated for use in damp locations • Solid state charging and switching • Brownout protection • Battery low voltage disconnect • Overload and short circuit protection • AC power indicator and test switch

LAMPS

Supplied with 6V, 5W halogen MR16 lamps • Optional 3.3W LED lamps

HEADS

Includes two adjustable lighting heads • Contemporary semi-recessed round head design • High performance chrome-plated metallized reflector and plastic lens for optimal light distribution • Adjustable lamp heads provide optimal center-to-center spacing.

BATTERY

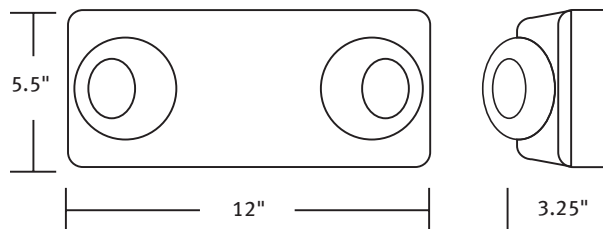
Maintenance-free 6V sealed lead calcium battery • Standard battery will operate fixture for a minimum of 90 minutes in the event of a power outage

CODE COMPLIANCE

UL924 • UL Listed for damp locations (20°C – 40°C) • NFPA 101 Life Safety Code compliant • NEC and OSHA compliant • Meets the State of Minnesota energy efficiency requirements.

WARRANTY

5-year warranty on housing and electronics. 1-year on battery. Product specifications subject to change without notice.



INSTALLATION

MOUNTING

Suitable for wall or ceiling mounting • Surface mount via easy connect back plate, which fits most standard junction boxes and snaps into place • Top and back knockout for conduit applications.



ORDERING INFORMATION

model	color	options	accessories
MRDR-6-12	W = White	SD = Self Diagnostics	VRS3 = Polycarbonate Vandal Shield
	B = Black	LED = 3.3W High Lumen LED Lamps	WG5 = Wire Guard
		3CP= 3' Line Cord and Plug	
		USA = Assembled in USA	

Ordering Example MRDR-6-12-W-SD



RADIUS SERIES - MRDR

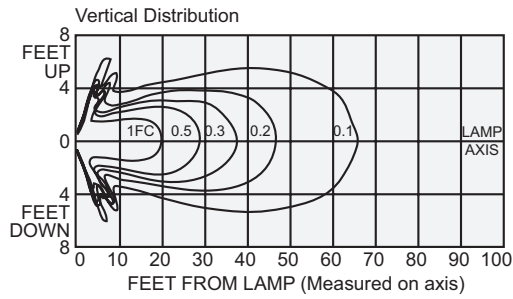
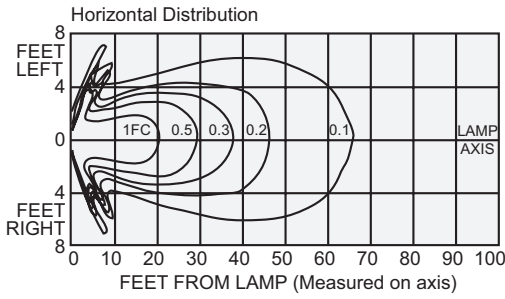
COMMERCIAL GRADE THERMOPLASTIC EMERGENCY LIGHT



PROJECT: _____
 FIXTURE TYPE: _____
 LOCATION: _____
 CONTACT/PHONE: _____

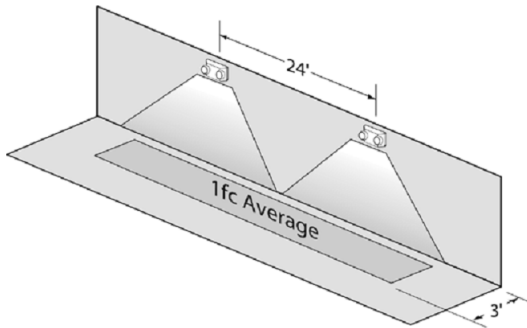
PHOTOMETRICS

6V, 5W Halogen MR16 Lamp, MR16 Head

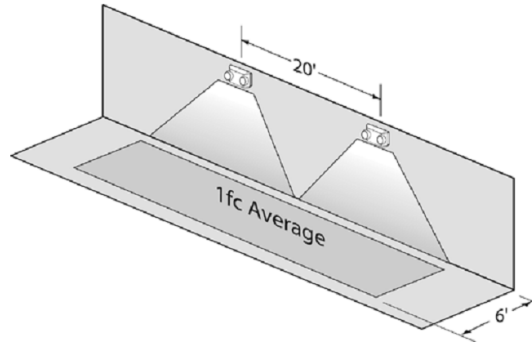


SAMPLE SPACING

Using multiple units mounted at a typical 7.5' delivers 24' center-to-center spacing on a 3' wide egress path.



Using multiple units mounted at a typical 7.5' delivers 20' center-to-center spacing on a 6' wide egress path.



BATTERY DATA

- Lead Calcium battery warranted for one full year with additional 4 years pro-rated warranty
- Recharges in 24 hours or less

Type	Battery Voltage	Shelf Life ¹	Expected Life ¹	Temperature Range ²
Lead Calcium (std.)	6V, 4.5Ah	15 months	5-8 years	40°F-95°F

¹ At 77°F

² To obtain rated life and capacity.

ENGINEERING DATA

Input Voltage	Max. Amps	Max. Watts
120	0.04	3.4
277	0.02	4.2