

Job/Location: _____	Job Name: _____
Specifier: _____	Date: _____
Prepared By: _____	



internal specifications

Pluraluce® RECESSED REMOTE is configured for 12-24VDC.

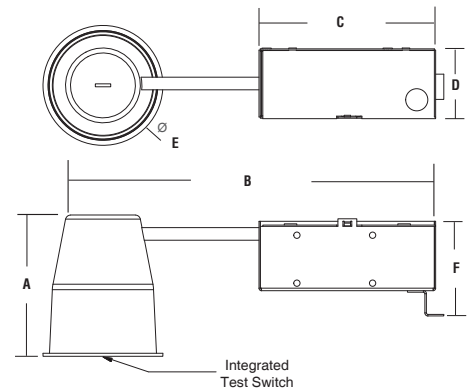
external specifications

The compact design of the Pluraluce® RECESSED REMOTE has a modern look that blends seamlessly in today's commercial environments. The aluminum ring comes standard in a white powder coat with optional painted or brushed finishes.

led technology

The Pluraluce® RECESSED REMOTE is illuminated with four 2.5W Samsung LEDs. The Pluraluce® RECESSED REMOTE delivers between 782 lm - 845 lm. Each pair of LEDs are laid out in parallel on the LED module so if one pair fails, the other will remain illuminated. The LEDs are rated for >54,000 hours at L80.

dimensions (in,mm.)



Series	A	B	C	D	E	F
PL-R-RMT	4 ^{3/4} "	15 ^{1/2} "	6 ^{17/20} "	2 ^{7/10} "	4 ^{3/4} "	3 ^{5/8} "
	121mm	394mm	174mm	69mm	121mm	92mm

ORDERING LOGIC

Series	Operation	Options
PL-R	RMT (12-24VDC)	BA (brushed aluminum finish)

EXAMPLE: PL-R-RMT

DESCRIPTION: Pluraluce® RECESSED REMOTE, 12-24VDC LED, WHITE FINISH

■ optics

The **Pluraluce® RECESSED REMOTE** is supplied with two (2) lenses for a choice of distribution patterns. The custom designed lenses are constructed of optical grade polycarbonate. The symmetrical ceiling distribution pattern is ideal for use in open areas with spacing of up to 46.5' on center. The asymmetrical ceiling distribution pattern is designed for use in corridors with spacing of up to 60' on center. HT and SA models come standard with frosted lenses.

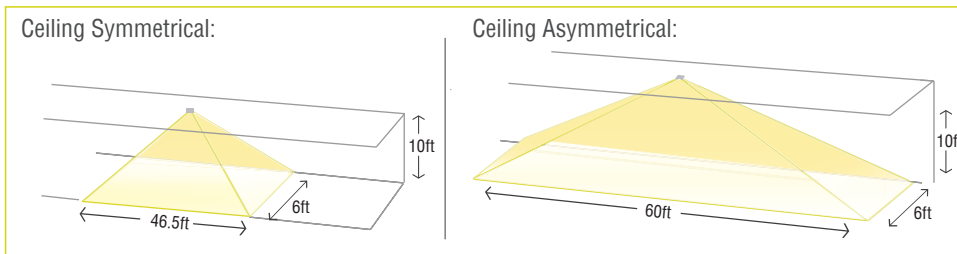
■ fcc

This device complies with part 15 of the FCC Rules. Operation is subject to the following two conditions: (1) This device may not cause harmful interference, and (2) this device must accept any interference received, including interference that may cause undesired operation.

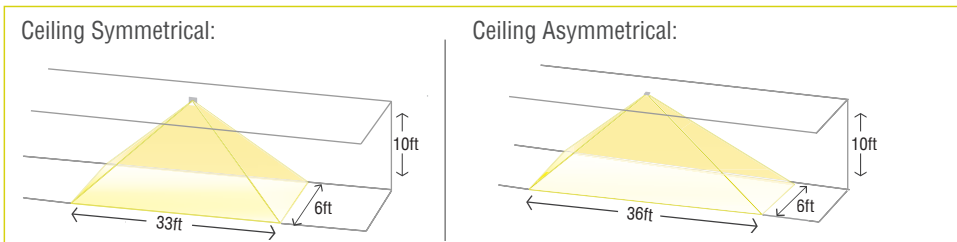
■ optical lens distribution patterns

1. Corridor dimensions: 150' long, ceiling height - 10', width - 6'.
2. Path of egress 3" wide.
3. Room reflectance: 80/50/20

1FC AVERAGE



1FC MIN



■ installation

The **Pluraluce® RECESSED REMOTE** is suitable for indoor recessed mount. The unit is held in place by adjustable side-mounted retaining clips. The **Pluraluce® RECESSED REMOTE** is suitable for use in non-IC installations only. The operating temperature is from -22°F up to 104°F (-30°C up to 40°C).

■ warranty

The **Pluraluce® RECESSED REMOTE** comes with a 3-year factory warranty. Lamps are not covered under the warranty. Deliberate damage, misuse, improper installation effectively cancel the warranty.