

CHLORIDE

by  Signify



Exit/Emergency

SC Series

Cast aluminum exit sign



Project: _____

Location: _____

Cat.No: _____

Type: _____

Lamps: _____ Qty: _____

Notes: _____

Example: SCN1RWICT

Series	Battery	Face Options	Letter Color	Stencil Face/Housing Color	Model Designator ¹	Options ²
SC - Symmetry Series Die Cast LED Exit	N - Nickel Cadmium A - AC Only	1 - Single 2 - Double U - Universal Two Faces, Backplate and Canopy	R - Red G - Green	W - White Stencil Face, White Housing B - Black Stencil Face, Black Housing WA - Brushed Aluminum Face, White Housing BA - Brushed Aluminum Face, Black Housing N - Brushed Aluminum Face, Natural Aluminum Housing	IC - Intelli-Charge Diagnostics ICT - Self-Testing Diagnostics (non-audible, self-powered models only) ICTA - Audible Self-Testing Diagnostics (self-powered models only)	2CKT1 - 120/120 Two Circuit VAC (AC-only models) 2CKT2 - 277/277 Two Circuit VAC (AC-only models) BF - Buzzer/Flasher (emergency units only) BZ - Buzzer (emergency units only) DC - 12-48 VDC Input (AC only models) DL - Damp Location Listing 0°C to 40°C EX - Special Input Transformer (specify voltage & frequency) FA - Fire Alarm Activated Flasher FL - Emergency Mode Flasher (emergency units only) SW - Special Wording/Graphics ³ TP - Tamperproof Hardware and Bit VRS - Vandal Resistant Lens with Tamperproof Hardware & Bit

Accessories⁴ (Order Separately)

- CPKIT12W - Pendant Kit, 12" White, Includes Exit Adapter Plate
- CPKIT12B - Pendant Kit, 12" Black, Includes Exit Adapter Plate
- ICIR - Intelli-Charge Infra-Red Remote
- T15TPTOOL - Tamperproof Screwdriver
- PCS1 - Polycarbonate Vandal Shield
- WG4 - Wire Guard, Surface Wall Mount
- WG10 - Wire Guard, End Mount

Footnotes

- For self-testing models refer to ICT and ICTA options.
- Some option combinations may impact UL listing. Consult factory for specifics.
- Requires 'open-face' design.
- Consult Signify to confirm whether specific accessories are BAA-compliant.

codes and standards

- UL listed to standard 924
- UL damp location listing optional
- IBC, BOCA, and OSHA illumination standard
- NFPA 70 (National Electric Code)
- NFPA 101 (Life Safety Code)
- NEMA Premium certified
- Certified to the California Energy Commission in accordance with California law

construction

- Two piece die cast aluminum construction with NFPA compliant field selectable chevrons.
- Housing and stencil face castings are available with durable epoxy based powder coat paint or brushed aluminum finishes.
- A positive latching exit stencil face provides secure closure yet is easily accessible for installation, maintenance, and inspection.

installation

- The SC Series is available in single, double, and universal configurations.
- A mounting canopy is supplied to accommodate surface ceiling and end mounting.
- A universal knockout pattern is provided on the backplate for surface wall mounting.

electronics

- 120/277 VAC dual voltage input with surge protection is standard on all models.
- Self powered models feature the Intelli-Charge circuit where the charging system is microprocessor driven with software embedded diagnostic routine and temperature compensation.

- Self powered models include brownout detection, AC lockout, low voltage disconnect, AC Power indicator, charge status indicator, audible user-interface controls, visual LED system fault indicator, and tactile push to test switch.
- Additional equipment safety features include reverse battery polarity detection and protection, and reverse utility power detection and protection.
- All self-powered models include an on-board IR receiver for use with the optional hand-held remote (ICIR).
- Self-testing electronics (optional)
The diagnostic/charging platform with optional self-testing mode automatically runs a one minute self-test every 30 days and a 30 minute test on the sixth and twelfth month in accordance with NFPA 101. A one minute or 90 minute test may be initiated via the push to test switch on the unit or by activating the appropriate test command on the optional IR test device.
- Operating temperature range
AC only models: -40°F (-40°C) to 104°F (40°C).
Self-powered models - standard location: 65°F (19°C) to 85°F (30°C).
Self powered models - damp location: 32°F (0°C) to 104°F (40°C).
- Power consumption
AC only red: 0.032 A (120VAC), 0.015 A (277VAC), PF = 0.94.
AC only green: 0.035 A (120 VAC), 0.016 A (277VAC), PF = 0.92
Self powered red: 0.039 A (120 VAC), 0.018 A (277VAC), PF = 0.94.
Self powered green: 0.040 A (120VAC), 0.018 A (277VAC), PF = 0.94.



SC Cast aluminum LED exit sign

lamps

- Illumination of the stencil face is accomplished with long lasting, high output Light Emitting Diodes (LEDs).
- Hot spots and striations are eliminated by the internal "light chamber" allowing for even illumination in normal and emergency situations.
- Average legend illumination levels exceed 25fl (79 cd/m²) during normal and emergency operation.

options

- **2CKT1** – Available on AC only configured models to accommodate inputs from a normally on circuit and an AC emergency circuit from a generator or emergency inverter circuit limited to 120 VAC circuits.
- **2CKT2** – Available on AC only configured models to accommodate inputs from a normally on circuit and an AC emergency circuit from a generator or emergency inverter circuit limited to 277 VAC circuits.
- **BF** – This option enables the exit sign to buzz and flash together when the sign is operating under battery power. The buzzer and flashing rate is an approximate 50% duty cycle.
- **BZ** – This option enables the exit sign to buzz when the sign is operating under battery power. The buzzer rate is an approximate 50% duty cycle.
- **DC** – The DC option is reserved for AC only configured models and accommodates wiring to a remote emergency battery unit. The DC input is not polarity sensitive and accepts 12 to 48 VDC from a remote source.
- **DL** – Damp location listed products include various levels of corrosion protection on printed circuit board assemblies and other metallic parts. Environmental testing throughout a range of ambient temperature and 88% relative humidity.
- **EX** – The special input transformer option allows for input voltage and frequencies beyond the standard 120/277 VAC, 60 Hz input.
- **FA** – This option provides a two-wire harness for the electrical connection to the fire control panel. Should the fire panel activate an alarm, the exit sign will flash at a rate of approximately 50% duty cycle.
- **FL** – This option causes the exit sign to flash when the sign is operating under battery power. The flashing rate is approximately a 50% duty cycle.
- **TP** – The tamper proof option provides torx T15 hardware with center pin reject and the bit required to secure and access the equipment for future servicing.
- **ICT** – The self-testing option enables a periodic self-test of the equipment where a test routine is established to perform a one-minute test every thirty days with a 30-minute test performed on the sixth and twelfth month in accordance with NFPA 101. Equipment readiness faults are indicated with a visual LED display.
- **ICTA** – The audible self-testing option enables a periodic self-test of the equipment where a test routine is established to perform a one-minute test every thirty days with a 30-minute test performed on the sixth and twelfth month in accordance with NFPA 101. Equipment readiness faults are indicated with a visual LED display and an audible alarm.
- **BAC** – This option meets the requirements of the Buy American Act of 1933 (BAA).

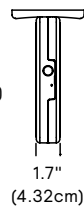
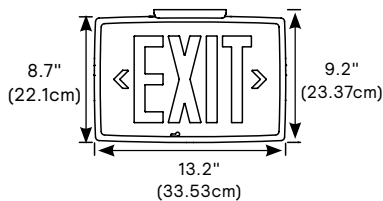
battery

- Maintenance free sealed nickel cadmium battery
- Provides a minimum of 90 minutes of emergency power.

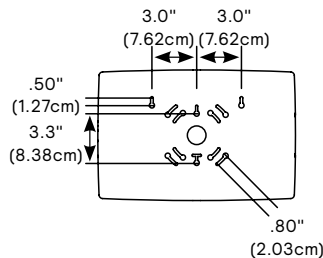
warranty

- Five full year warranty on electronics and unit.

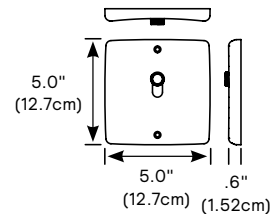
dimensions



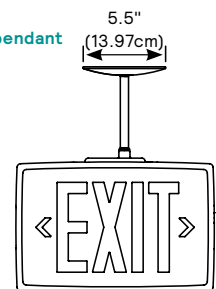
backplate knockouts



canopy



pendant



Buy American Act of 1933 (BAA):

This product is manufactured in one of our US factories and, as of the date of this document, this product was considered a commercially available off-the-shelf (COTS) item meeting the requirements of the BAA. This BAA designation hereunder does not address (i) the applicability of, or availability of a waiver under, the Trade Agreements Act, or (ii) the "Buy America" domestic content requirements imposed on states, localities, and other non-federal entities as a condition of receiving funds administered by the Department of Transportation or other federal agencies. Prior to ordering, please visit www.signify.com/baa to view a current list of BAA-compliant products to confirm this product's current compliance.



© 2021 Signify Holding. All rights reserved. The information provided herein is subject to change, without notice. Signify does not give any representation or warranty as to the accuracy or completeness of the information included herein and shall not be liable for any action in reliance thereon. The information presented in this document is not intended as any commercial offer and does not form part of any quotation or contract, unless otherwise agreed by Signify.

Signify North America Corporation
200 Franklin Square Drive,
Somerset, NJ 08873
Telephone 855-486-2216

Signify Canada Ltd.
281 Hillmount Road,
Markham, ON, Canada L6C 2S3
Telephone 800-668-9008

All trademarks are owned by Signify Holding or their respective owners.