

# CHLORIDE

by ignify



## Exit/Emergency

Value+ LED

Emergency unit VLTU



Project: \_\_\_\_\_  
Location: \_\_\_\_\_  
Cat.No: \_\_\_\_\_  
Type: \_\_\_\_\_  
Lamps: \_\_\_\_\_ Qty: \_\_\_\_\_  
Notes: \_\_\_\_\_

Chloride Value+ LED emergency unit (VLTU) is an economically oriented emergency product. Featuring a low profile design with stylish appeal, the VLTU is an ideal choice for any general purpose application. The square lamp heads give it a pleasing appearance that is preferred over traditional units. Utilizing long life high-performing LEDs, the VLTU provides excellent emergency illumination at a reasonable price.

### LED emergency unit – ordering guide

Model number	Voltage	Housing color	LED lamps	Remote capability
VLTU	3.6V	White	2 - 1W	None
VLTUR	3.6V	White	2 - 1W	2 - 1W or 1 - 2W heads

### Accessories (order separately)

- WG4 – Wire guard

VLT1R



VLT2R



VLL1RGO



VLL2RGO



### LED remote lamp heads – ordering guide

Model number	Voltage	Housing color	LED lamps	Application
VLT1R	3.6V	White	1 - 1W	Indoor
VLT2R	3.6V	White	2 - 1W	Indoor
VLL1RGO	3.6V, 6V, 9.6V, or 12V	Gray	1 - 1W	Outdoor
VLL2RGO	3.6V, 6V, 9.6V, or 12V	Gray	2 - 1W	Outdoor

# VLTU Value+ LED emergency unit

## Economy grade

### Specifications

#### Codes and standards

- UL Listed to Standard 924
- cUL Listed
- NFPA 101 (Life Safety Code)
- NFPA 70 (National Electric Code)
- Suitable for damp locations

#### Lamps

- VLTU/VLTUR emergency lighting units contain two 3.6VDC - 1W longlife LED lamp sources (6000K)
- Fully adjustable LED lamp heads provide 200 lumens.

#### Power consumption

- VLTU (120V)–0.6W
- VLTUR (277V)–0.78W

#### Construction

- Thermoplastic (white) ABS housing
- UL 94V-O flame rating
- Wall or ceiling mounted - provisions for surface mounted conduit to top of wall mounted unit
- Back plate keyhole slots are easily removable knockouts for securing to 4" jbox for easy mounting

#### Battery

- Maintenance-free sealed 3.6V nickel cadmium
- Manual test switch and LED light indicator
- Supplies emergency illumination for a minimum of 90 minutes
- Operating temperature range: 10°C (50°F) to 40°C (104°F)

#### Electronics

- 120/277VAC, 60Hz dual voltage selectable input
- Surge protected, solid state circuitry
- Charging systems are complete with low voltage disconnect (prevents deep discharge of battery), battery lockout (prevents discharge of battery during installation), and brownout protection

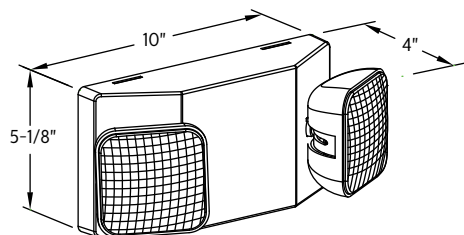
#### Remote capability

- VLTUR unit provides enough remote capability to supply 3.6V DC power to 2-1W (VLT1R) LED remote lamp heads or 1-2W (VLT2R) LED remote lamp head.
- VLTUR unit provides enough remote capability to supply 3.6V DC power to 2-1W (VLL1RGO) LED remote lamps heads or 1-2W (VLL2RGO) LED remote lamp head.

#### Warranty

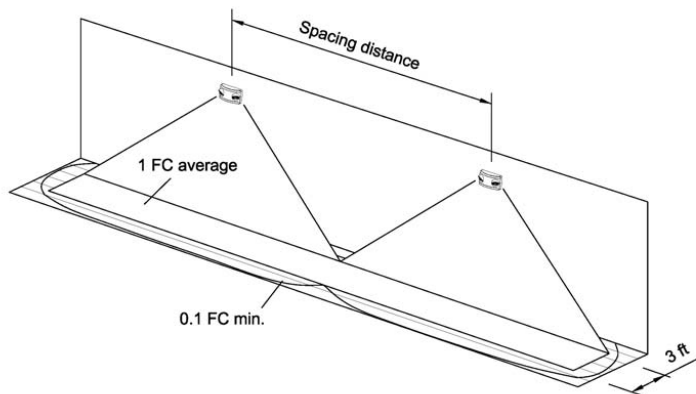
- Three year limited warranty on electronics, LEDs, and battery.

### Dimensions



### Spacing information

NFPA 101 requires 1.0 foot-candle average and 0.1 foot-candle minimum with a 40:1 maximum/minimum ratio. The corridor used is 100 feet long, 9 feet ceiling with a 6 feet wide walkway and 3 feet path of egress. The reflectance is 80% ceiling, 50% walls and 20% floors. The fixture mounting height is 7.5 feet.



Model	Spacing distance	Lumen output
VLTU, VLTUR	24 feet	200 lm

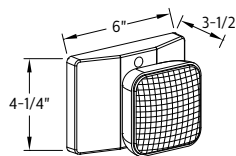
# VLTU Value+ LED emergency unit

Economy grade

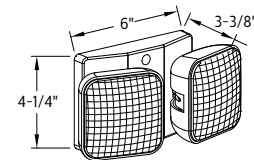
## Indoor LED remote lamp heads

- VLT1R single LED remote lamp head contains a 3.6VDC 1W LED light source
- VLT2R dual LED remote lamp heads, each contain a 3.6VDC 1W LED light source
- VLT1R and VLT2R indoor LED remote lamp heads have an off-white finish
- Each VLT1R and VLT2R indoor LED remote lamp heads can accept power only from a VLTUR unit, VLTCR2R combo or VLTCG2R combo

VLT1R dimensions



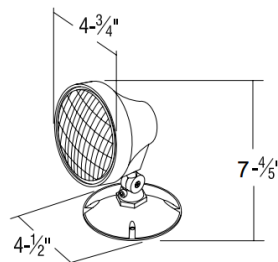
VLT2R dimensions



## Outdoor LED remote lamp heads

- VLL1RGO single outdoor LED remote lamp head contains a 1W LED light source
- VLL2RGO dual outdoor LED remote lamp heads, each contain a 1W LED light source
- VLL1RGO and VLL2RGO power source can be either a 3.6, 6, 9.6 or 12VDC
- VLL1RGO and VLL2RGO outdoor LED remote lamp heads have a gray finish

VLL1RGO dimension



VLL2RGO dimensions

