

# EXITRONIX™

## Steel, Direct View 500 Series

LED EXIT SIGNS & EMERGENCY LIGHTING

### 20 GAUGE GALVANIZED STEEL DIRECT VIEW LED EXIT

#### ARCHITECTURAL SPECIFICATIONS


##### STANDARD FEATURES

- Housing constructed of 20 gauge galvanized steel
- Red or Green high intensity LEDs
- Constant uniform illumination
- Minimum of 129 LEDs spelling for word "EXIT", 7 LEDs for each arrow
- 1/8" protective polycarbonate shield
- White or Black enclosure colors
- Optional enclosure colors available
- Universal mount and canopy included
- Chevron style universal arrow
- Reusable arrow covers
- 120/277V dual primary 60Hz input .069/.030 amps
- Short circuit protection
- Voltage surge protection
- 25 year warranty
- 7 year full warranty on battery

##### BATTERY BACK-UP

- Automatic diagnostic tester available
- Trickle charge circuitry for extended battery life
- Overcharge protection provided by zener diode
- Test button located on bottom for easy testing
- LED AC/DC indicators located on exit face protected by polycarbonate shield
- Flasher/buzzer options meet ADA regulations
- Low voltage disconnect eliminates deep discharge
- Brown-out protection
- ETL recognized maintenance-free lead acid battery
- ETL listed 90 minute emergency run time, 24 hour recharge time
- EL option available

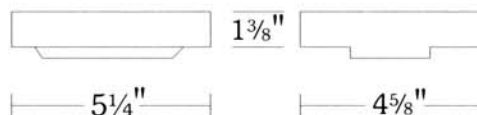
APPROVAL | JOB INFORMATION



Constructed of durable 20 gauge steel. This direct view exit provides bright illumination with individual LEDs spelling the word EXIT. Available in black or white housing as standard. Also available with optional finishes and face plates.

HEIGHT: 8 1/2" • WIDTH: 12 3/8" • DEPTH: SF: 2 3/4" - DF: 3 3/4"

##### MOUNTING CANOPY DIMENSIONS



##### WARRANTY

Any component that fails due to manufacturer's defect is guaranteed for 25 years. A separate 7 year full warranty on the battery allows you to install it and forget it.

##### CONFORMANCE TO CODES & STANDARDS

Exitronix products are electrically safe and meets or exceeds the following: UL 924, N.E.C. requirements, OSHA, and N.F.P.A. Life & Safety Code 101



**NEVER CHANGE ANOTHER BULB!!!**

**ENERGY EFFICIENT**

Starting at only 4 watts, the Exitronix 500 series will save up to 95% of energy costs over conventional bulb signs.

**CONSTRUCTION**

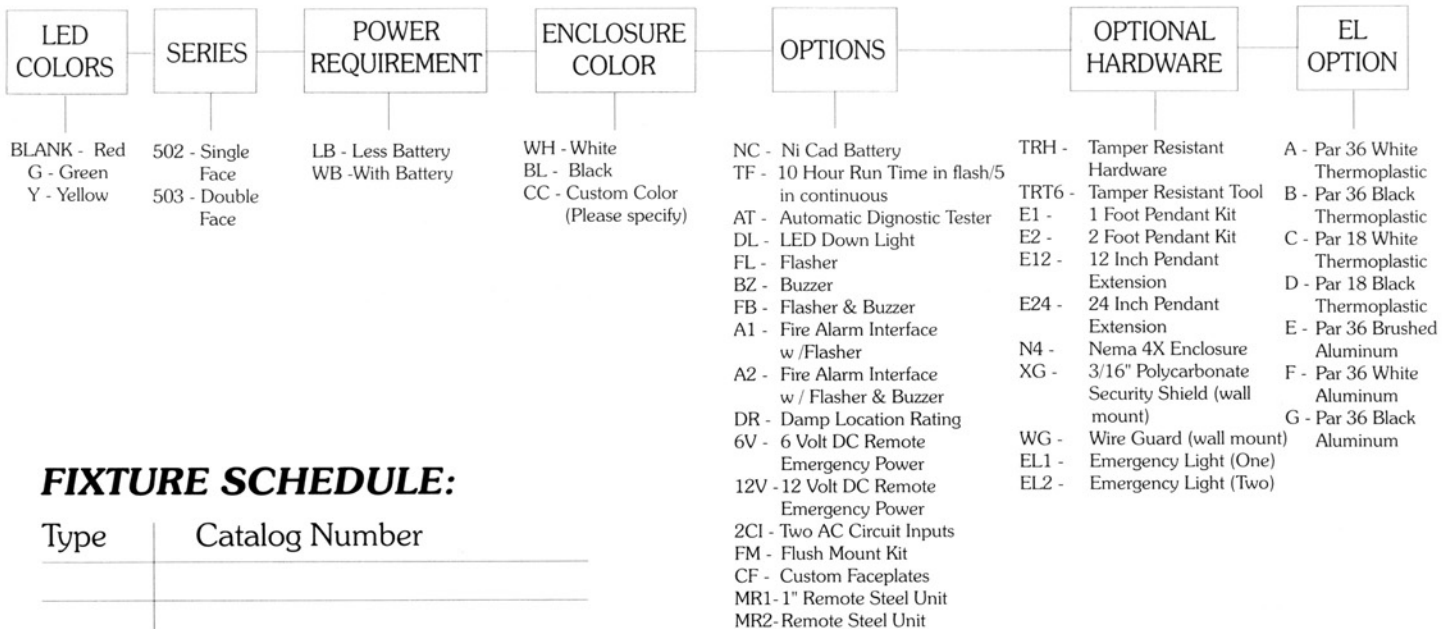
Enclosure, cover, face plate, and mounting canopy are 20 gauge galvanized steel with baked-on, powder coated paint. Face plate has 3/4" black letters with red or green LEDs. 1/8" polycarbonate shield protects LEDs from impact. \*Optional face plates are available.

**MAINTENANCE-FREE**

NEVER CHANGE ANOTHER BULB!!! LEDs (Light Emitted Diodes) are rated for 1.7 million hours (194 years) without failure, cutting replacement costs 100% over conventional bulb signs.

**ORDERING INFORMATION:**

example **G/502/WB/WH/AT/DL/EL2A**



**FIXTURE SCHEDULE:**

Type	Catalog Number

Comments:

**INSTALLATION**

Installs in minutes with easy-to-read instructions and detailed diagrams. No special hardware or tools necessary. Internally housed components and battery eliminate the use of a canopy when back mounting single faced exits. Mounting canopy included.

**AUTOMATIC DIAGNOSTIC TESTER**

This multifunctional option automatically analyzes the operating condition of the sign every seventh day and provides a visual warning if failure has occurred.

**EMERGENCY LIGHTS**

Emergency lights are single or double face compatible with field selective top or side mounting. Choice of 1 or 2 lights with each utilizing a 6 volt, 5.4 watt high intensity incandescent lamp. Flashing LED display in emergency mode is standard with emergency lights.

All specifications subject to change without notice



**LED Exit Signs and Emergency Lighting**