



LE Series

Architectural edge-lit exit signs featuring elegant styling, easy installation and energy-saving, long-life LED lamps.

Liteforms[®]
Collection



Patent Pending

Models are available for recessed ceiling, wall or end mounting.



Ceiling Mount



Wall Mount



End Mount



Available color finishes

- Satin Aluminum
- White
- Chrome
- Black
- Brass
- Bronze

Features

All Models

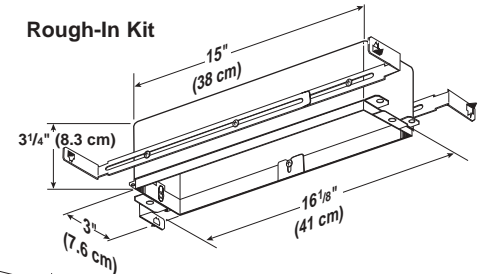
- Water-clear, molded acrylic exit plaque
- Contoured, high-style design
- Red and green letter models
- Available with clear, white or mirror backgrounds
- Bright, even letter illumination
- Custom-printed chevron directional arrows
- Energy-saving operation
- Long-life LED lamps provide over 20 years of service
- Universal rough-in box with multipurpose hanger bars (may be ordered separately)
- Recessed ceiling, wall or end mounting models
- Extruded aluminum housing and trim offered in six finish options
- Easy to install
- Plug-together wiring and battery connectors
- Temperature range: 20°C to 30°C (68°F to 86°F)
- 120/277 VAC, 60 Hz operation

Emergency Models


- Fully automatic, solid-state charger
- Maintenance-free, nickel-cadmium battery
- Automatic battery protection
- Test switch and AC-On indicator
- Available with Spectron[®] self-testing/self-diagnostic electronics option
- UL 924 Listed

Dimensions

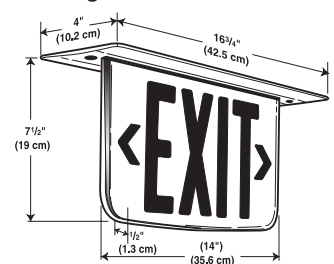
Rough-In Kit



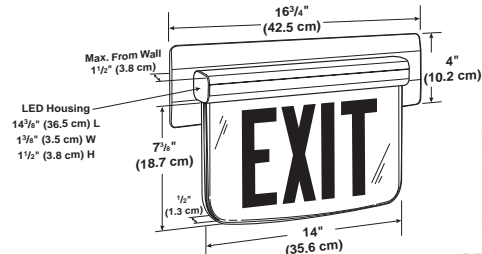
End Mount



Ceiling Mount



Wall Mount



Hubbell Lighting, Inc.

Construction

Plaques: Water-clear, injection-molded acrylic. Dual plaque assembly supplied on single and double face models
Housing/Trim: LED lamp housing and unit trim plate constructed of high-strength extruded aluminum
Rough-In Kit: .036 (20 Ga.) galvanized steel housing with .060 (16 Ga.) galvanized steel universal mounting bars

Exit Face Design

Letters: 6-inch letters, 3/4" stroke
Directional Arrows: Custom-printed chevron type
Diffuser Finish: Frequency-matched silkscreened coating provides optimized, true-color LED light output

Illumination

Red Letter Models: 12 high-output red LEDs (per face)
Green Letter Models: 8 high-output green LEDs (per face)
Rated Lamp Life: In excess of 20 years
Lumen Output: 1.5 times 1998 UL requirements
Illumination Uniformity: 10 times 1998 UL requirements

Installation

Rough-In Kit: Universal rough-in kit is designed to accommodate recessed installation of all models in either suspended ceilings or standard wood frame construction ceiling and wall cavities using multipurpose mounting bars. Internal trim ring allows 3/4" adjustment range for accurate alignment with mounting surfaces.
Mounting: All signs install into universal rough-in kit assembly by means of two captive screws in the unit trim.
Wiring: Electrical connection to transformer primary by means of installer-provided wire nuts or other approved connectors. Plug-together polarized connectors supplied for making all other electrical and battery connections.

Electronics

Input: 120/277VAC, 60 Hz (all models)
Operating Temperature Range: 20°C to 30°C (68°F to 86°F)
Built-In Protection: Surge, transient and low battery voltage
Emergency Operation Module (Internally Mounted)
Charger: Solid-state, constant current type
Transfer: Solid-state design
Battery Recharge Cycle: Per UL time standards
Test Means: Integral test switch
Indicators: AC-On LED indicator

Battery

Type: Maintenance-free nickel-cadmium
Expected Normal Life: 10 years

Power Consumption*

	Single Face	Double Face
Red AC Only Models (120/277V)	2.2 watts	3.4 watts
Green AC Only Models (120/277V)	2.5 watts	4.0 watts
Red Emergency Models (120/277V)	3.3 watts	4.5 watts
Green Emergency Models (120/277V)	3.6 watts	5.0 watts

*Wattage figures include LED lamps, transformers and electronics power requirements.

Compliances

UL 924 , NFPA-101, EPA/DEP ENERGY STAR® compliant

Warranty

LED Illumination Strip: Lifetime
Unit and Electronics: 5 years full
Battery:
 Standard Models: 1 year full, 9 years pro-rata (10 years total)
 Spectron Models: 2 years full, 8 years pro-rata (10 years total)

Product Selector

Rough-In Kit

All standard models are supplied with universal rough-in kit. To order rough-in kit only for early installation, add "-XK" or "-XK2C" option suffix to exit model number and order "URK" or "URK2C" kit separately. See "Accessories" section below.

Standard Plaque Backgrounds

Single face models = clear
 Double face models = mirror
 See "Options" for alternate background colors.

LE 1 2 3 4 5 6 7 **Note:** Boxes 1 through 6 must be specified on all models.

1 Mounting

Description	Specify
Ceiling	C
Wall	W
End mount	E

2 Faces

Description	Specify
Single	S
Double	D

3 Letters

Description	Specify
Red	R
Green	G

4 Directional Indicators

Description	Specify
No arrows EXIT	X
Right arrow* EXIT>	R
Left arrow* <EXIT	L
Double arrows <EXIT>	D
L/R arrows** <EXIT/EXIT>	C

*Not for use with double face models. Use "C", L/R arrow designator

**Double face models only. Provides reversible right or left arrow indicator.

5 Trim/Housing Finish

Description	Specify
Satin aluminum	N
White *	W
Chrome	C
Black	B
Brass	S
Dark bronze	Z

*Neutral white finish provides suitable base for field repainting to match custom decors.

6 Operation

Description	Specify
AC only	A
Emergency	E
Spectron self-diagnostic/self-testing emergency	EI

7 Options

Description	Specify
Exit sign less rough-in kit ⁽¹⁾	-XK
Exit sign less 2-circuit rough-in kit ⁽¹⁾⁽³⁾⁽¹³⁾	-XK2C
White plaque background	-W
Mirror plaque background ⁽²⁾	-M
8 inch letter plaque ⁽¹⁰⁾⁽¹¹⁾	-8L
8 inch letter plaque w/ white background ⁽¹⁰⁾⁽¹²⁾	-8LW
8 inch letter plaque w/ mirror background ⁽²⁾⁽¹⁰⁾	-8LM
2-circuit operation ⁽⁶⁾⁽⁸⁾	-2C
Fire alarm panel interface ⁽⁶⁾⁽⁷⁾⁽⁸⁾	-FAP
Flasher module ⁽⁶⁾⁽⁷⁾	-FM
Audible/flasher module ⁽⁶⁾⁽⁷⁾	-AF
Remote DC operation ⁽³⁾⁽⁶⁾⁽⁷⁾	-DC
220/240VAC, 60 Hz operation ⁽⁹⁾	-24K
Tamper-resistant option	-TR

- (1) Allows ordering of rough-in kit separately. See "Accessories" section.
- (2) For use with single face models only (standard on double face models).
- (3) For use with AC models only.
- (4) For specification with emergency models only.
- (5) Operates with 24-volt AC or DC fire alarm panels.
- (6) For emergency illumination of sign from remote 6-24 VDC sources.
- (7) -FAP, -FM, -AF or -DC options may not be specified together.
- (8) -2C and -FAP options may be specified together.
- (9) Rough-in kit may not be ordered separately on -24K models.
- (10) LE models with 8" plaques registered under NYC-BEC Calendar Number 42135 for use in New York City
- (11) Single face signs with 8" plaque options are supplied without backgrounds. Double face signs with 8" plaque options are supplied with mirror backgrounds.
- (12) For use with either single or double face models.
- (13) Must be ordered in conjunction with -2C option on exit sign.

Example:

LECDRCNE-FM

Accessories

Description	Order Model Number
Universal rough-in kit	URK
Universal rough-in kit (2-circuit models)	URK2C

Suggested Specification

LED lamp housing and trim plate will be constructed of high-strength aluminum extrusions in (satin)(white)(black)(brass)(bronze)(chrome) finish. Exit face will provide 6"-high letters with 3/4" stroke and custom-printed chevron type directional arrows. Exit sign design will allow universal 120/277VAC, 60 Hz operation. Normal AC illumination will be provided by (12 red) (8 green) high-output LEDs per face consuming less than () watts at 120 or 277VAC. Normal LED lamp life will be in excess of 20 years. Exit letters will provide 1.5 times the lumen output and 10 times the illumination uniformity required by 1998 UL specifications. Exits will be (single face)(double face). Front and rear exit plaques will be supplied in all models [with an internal pocket for holding (white)(mirror) background material]. Universal rough-in kits will be provided (separately)(with all models). All necessary components for (wall)(ceiling)(end) mounting applications will be supplied. Exit assemblies will be designed to mount to recessed rough-in kits by means of two captive screws in the unit trim plate. Emergency exit models will be achieved through a factory-installed, fully automatic emergency operation module. All emergency module components will mount on top of the unit trim plate extrusion and will include a solid-state, constant current type battery charger; a maintenance-free, nickel-cadmium battery; an AC-On indicator light; and a test switch. The unit charger will be capable of recharging the battery within acceptable UL time standards. The emergency operation module must be capable of providing a minimum of 90 minutes of emergency operation. Exit signs must comply with all UL 924 and NFPA 101 Life Safety Code requirements. Optional equipment will include: