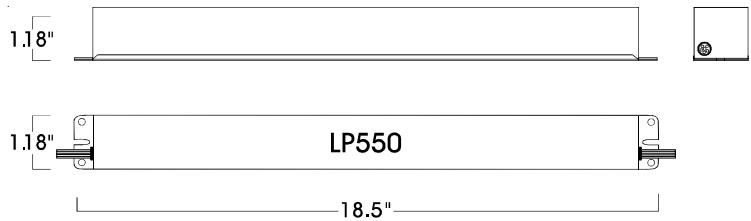




LP550

FLUORESCENT EMERGENCY BALLAST

Low-profile emergency ballast for standard and high-output T5 and T8 lamps



APPLICATION

The LP550 low-profile fluorescent emergency ballast works in conjunction with a low-profile or standard-size AC ballast to convert new or existing standard or high-output T5 fluorescent fixtures into unobtrusive emergency lighting. The emergency ballast consists of a high-temperature nickel-cadmium battery, charger and electronic circuitry in one compact case. The LP550 can be used with one 14 - 28 W standard or 24 - 54 W high-output T5; one 32 W (4'), 40 W (5') or 44 W HO (4') T8; or one 36 - 55 W (4-pin) long compact fluorescent lamp (see Table 1). It is also compatible with most one-, two-, three- and four-lamp **electronic**, standard, energy-saving and dimming AC ballasts. If used in an emergency-only fixture, no AC ballast is necessary. The LP550 is suitable for indoor locations. It is not suitable for air handling heated air outlets or for wet, damp or hazardous locations. For information about specific lamp and ballast compatibility, please call the factory. **Recommended applications include:** emergency lighting for pendant, cove, recessed indirect/direct, surface-mount and architectural lighting commonly used in office, hospitality, health care, retail and educational facilities.

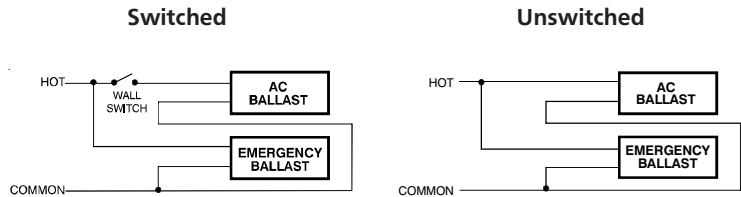
TABLE 1			
LAMP	BASE	WATTAGE (LENGTH)	NO. OF LAMPS (EMERGENCY)
T5/HO	MINIATURE BIPIN	24 - 54 W (2'-4')	1
T5	MINIATURE BIPIN	14 - 28 W (2'-4')	1
LONG COMPACT	4-PIN (2G11)	36 - 55 W	1
T8	BIPIN	32 W (4')	1
		40 W (5')	1
T8/HO	BIPIN	44 W (4')	1

OPERATION

When AC power fails, the LP550 immediately switches to the emergency mode, operating one lamp at a reduced lumen output for a minimum of 90 minutes. **When AC power is restored, the emergency ballast automatically returns to the charging mode and, using a patented circuit, delays AC ballast operation for five seconds to prevent false-tripping of AC ballast end-of-life shutdown circuits.**

INSTALLATION

The LP550 does not affect normal fixture operation and may be used with either a switched or unswitched fixture. If a switched fixture is used, an unswitched hot lead must be connected to the emergency ballast. **The emergency ballast must be fed from the same branch circuit as the AC ballast.** The LP550 may be installed inside or on top of the fixture. Installation is not recommended with fixtures where the ambient temperature may fall below 0°C.



Primary circuit only. Lamp leads not shown.

UL and CODE COMPLIANCE

The LP550 has been tested by Underwriters Laboratories in accordance with the standards set forth in UL 924, "Emergency Lighting and Power Equipment," and is UL Listed for factory installation or field retrofit. Emergency illumination time exceeds the National Electrical Code (NEC), Life Safety Code (NFPA-LSC) and UL 90-minute requirements.



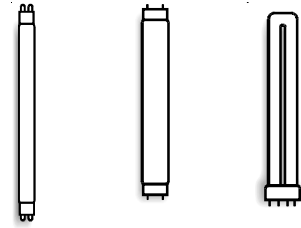
SPECIFIERS REFERENCE

Project	Type	Model No.
Comments		

LP550

FLUORESCENT EMERGENCY BALLAST

Low-profile emergency ballast for standard
and high-output T5 and T8 lamps



BATTERY

Because high temperatures exist in fluorescent fixtures, the LP550 uses a specially constructed, high-temperature nickel-cadmium battery. This battery requires no maintenance and has a life expectancy of 7-10 years.

EMERGENCY ILLUMINATION

Depending on the wattage and type of lamp selected, the LP550 produces 390 to 700 lumens initial emergency light output (see Table 2). During emergency operation, one lamp is illuminated, even if installed with a multi-lamp AC ballast.

SPECIFICATION

Emergency lighting shall be provided by using a standard fluorescent fixture equipped with a Bodine LP550 low-profile emergency ballast. **The LP550, using a patented circuit, shall delay AC ballast operation for five seconds to prevent false-tripping of AC ballast end-of-life shutdown circuits** and shall consist of a high-temperature, maintenance-free nickel-cadmium battery, charger and electronic circuitry contained in one 18.5" x 1.18" x 1.18" galvanized steel case. A solid-state charging indicator light to monitor the charger and battery, a single-pole test switch and installation hardware shall be provided. The emergency ballast shall be capable of operating one _____ fluorescent lamp at _____ lumens (see Table 2) initial light output in the emergency mode for a minimum of 90 minutes. The LP550 shall have 3.2 Watts of input power and a 13.2 Watt-hour battery capacity and shall exceed emergency standards set forth by the current NEC. The emergency ballast shall be UL Listed for installation inside or on top of the fixture and shall be warranted for a full five years from date of purchase.

TABLE 2	
LAMP	LUMENS
FP54, F54T5/HO	700
FP39, F39T5/HO	620
FP24, F24T5/HO	390
FP28, F28T5	700
FP21, F21T5	620
FP14, F14T5	430
F32T8 (4')	635
F40T8 (5')	570
F48T8/HO (4') (44 W)	470
PL-L 50W, F50BX/RS, Dulux L 55W	510
PL-L 40W, F40/30BX, Dulux L 40W	625
PL-L 36W, F39/36BX, Dulux L 36W	610

Partial listing of lamps operated.

WARRANTY

Model LP550 is warranted for five (5) full years from date of purchase. This warranty covers only properly installed Bodine emergency ballasts used under normal conditions. For the warranty period, Bodine will, at its option, repair or replace without charge a defective emergency ballast, provided it is returned to the factory transportation prepaid and our inspection determines it to be defective under terms of the warranty. Repair or replacement, as stated above, shall constitute the purchaser's exclusive warranty, which does not extend to transportation, installation, labor or any other charges; nor does it apply to any equipment of another manufacturer used in conjunction with the emergency ballast.

PRODUCT SUMMARY

UL LISTED

Factory or Field
Installation

U.S. Patent No.

6,339,296

Illumination Time

90 Minutes

Initial Light Output

390 - 700 Lumens @ 25°C

Full Warranty

5 Years (NOT pro-rata)

Dual Input Voltage

120/277 VAC, 60 Hz

AC Input Current

180 mA

AC Input Power Rating

3.2 Watts

Test Switch

Single Pole

Battery

High-Temperature,
Maintenance-Free
Nickel-Cadmium Battery
7- to 10-Year Life Expectancy

Battery Charging Current

165 mA

Recharge Time

24 Hours

Charging Indicator Light

LED

Temperature Rating (Ambient)

0°C to +55°C
(32°F to 131°F)

Dimensions

18.5" L x 1.18" W x 1.18" H
(470 mm x 30 mm x 30 mm)
Mounting Center 18.1" (460 mm)

Weight

2.3 lbs. (1.0 kg)

Product Features

Low-Profile Design for Ballast
Channel Installation in
Space-Limited Fixtures