

DUAL LITE

LT Series


Low-profile, easy to install emergency lighting unit/exit signs combinations featuring energy- saving, long-life LED lamps

Patent Pending

An

ULTREX

Severe Conditions Product



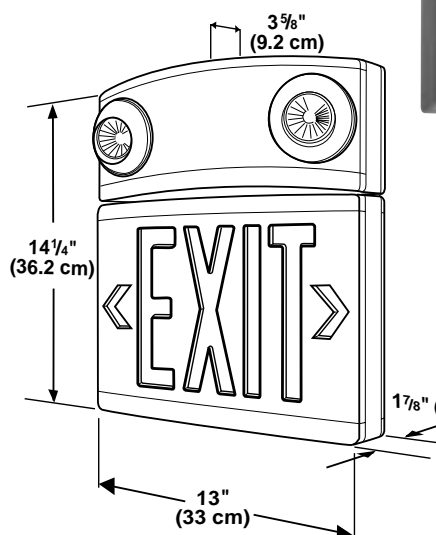
Liteforms
Collection



Also available in black finish



Dimensions



Features

Unit

- Easy to install
- Semi-recessed “eyeball” style lighting heads
- High-output halogen lamps provided standard
- Lamps provided standard with integral clear glass protective lens
- Compact, low-profile style
- UV stable thermoplastic housing
- White or black finishes offered
- Snap-together design
- Mounts to electrical boxes up to 4” square
- Remote capacity and damp location listed models available
- 120/277VAC, 60 Hz operation standard (220-240VAC, 50/60 Hz optional)
- Fully automatic solid-state charger
- Maintenance-free battery
- All models operate for a minimum of 90 minutes
- Built-in protection includes low-voltage battery disconnect and isolated transformer
- Test switch
- LED AC-On indicator
- Operating Temperature Range:
20° to 30°C (68°F to 86°F) - standard models
10° to 40°C (50°F to 104°F) - damp location models
- Available with Spectron® self-diagnostic/self-testing electronics option
- UL 924 Listed (Emergency Lighting)

Exit Sign

- Factory assembled unit/LED exit sign
- Bright, even exit face illumination
- Single face and universal models
- Red and green letter exit faces available
- Snap-in, chevron type directional arrows
- Long-life LED lamps provide over 20 years of service
- Design allows end, ceiling or wall mounting



Hubbell Lighting, Inc.

Construction

Unit: Housing and back plate constructed of flame-rated, UV stable, ABS thermoplastic

Lamp Housings: Constructed of flame-rated, UV stable, polycarbonate thermoplastic

Exit: Housing and exit faces constructed of flame-rated, UV stable, ABS thermoplastic

Finish: Textured bright white or black

Illumination

Unit Lamp Type: Halogen MR-16 package

Unit Lamp Voltage: 6 volts

Unit Lamp Wattage: 5 watts

Rated Unit Lamp Life: 100 hours

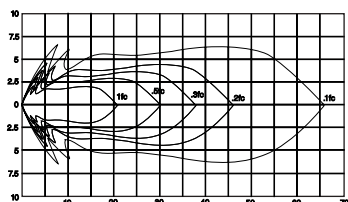
Exit Rated Lamp Life: In excess of 20 years :

Exit Brightness Index: 2 times 1998 UL requirements

Exit Illumination Uniformity: 10 times 1998 UL requirements

Photometrics

High Output 6V, 5W Halogen Lamp



(Horizontal Isofootcandle Distribution)

Installation

Unit Wall Mounting: Unit mounts to 3 1/2", 4" octagon, or 4" square outlet boxes and standard plaster rings. Back plate provides a universal knockout pattern for mounting to outlet box. Keyholes provided for securing unit housing to wall surface.

Ceiling or Side Mounting: Tandem models may also be ceiling mounted using bracket provided or side mounted using FTSMK field kit.

Wiring: Pre-stripped AC input leads provided. AC connections made inside housing.

Operating Temperature Range

Standard models: 20° to 30°C (68°F to 86°F);

Damp location models: 10° to 40°C (40°F to 104°F).

Electronics

Input: 120/277VAC, 60 Hz (standard)

Built-in Protection: Transformer isolation and low battery voltage disconnect

Charger: Solid-state, constant voltage, current limited type

Transfer: Solid-state design (Relay transfer on Remote Capacity models)

Battery Recharge Cycle: Per UL time standards

Test Means: Integral test switch

Indicators: LED AC-On indicator

Battery

Type: Maintenance-free lead-acid

Power Consumption

Maximum: 5.25 watts at 120 or 277VAC (all models)

Normal: 4.2 watts at 120 or 277VAC (all models)

Power Factor, Average: .8 (lagging)

Compliances

UL 924 (all models), NFPA-101 (all models),

UL Damp Location Listed (Damp location designated models only)

Warranty

Unit and Electronics: 5-years full

Exit LED Illumination Strip: Lifetime

Battery:

Standard models: 6 years (3 years full, 3 years pro-rata)

Spectron models: 10 years (5 years full, 5 years pro-rata)

Product Selector

Standard Model Nos.	Remote Capacity* Model Nos.	Damp Location Model Nos.	Colors		Description
			Exit Letters	Unit/Exit Housing	
LTSRW	LTSRW3	LTSRWD	Red	White	Tandem unit/ single face exit sign
LTURW	LTURW3	LTURWD	Red	White	Tandem unit/ universal exit sign
LTSRB	LTSRB3	LTSRBD	Red	Black	Tandem unit/ single face exit sign
LTURB	LTURB3	LTURBD	Red	Black	Tandem unit/ universal exit sign
LTSGW	LTSGW3	LTSGWD	Green	White	Tandem unit/ single face exit sign
LTUGW	LTUGW3	LTUGWD	Green	White	Tandem unit/ universal exit sign
LTSGB	LTSGB3	LTSGBD	Green	Black	Tandem unit/ single face exit sign
LTUGB	LTUGB3	LTUGBD	Green	Black	Tandem unit/ universal exit sign

* Remote Capacity Models provide sufficient battery capacity to operate the unit's two integral lighting heads and one additional 5-watt lighting fixture or exit sign.

Option Descriptions	Add Suffix To Model No.	Accessory Items	Order Model No.
Spectron self-diagnostic/self-testing electronics (1)	I	Side mount field kit (white) (6)	FTSMKW
Fire alarm panel interface (3)(4)	-FAP	Side mount field kit (black) (6)	FTSMKB
Flasher module (4)	-FM	Pendant mounting kit (white)	PMLZTW
Audible/Flasher module (4)	-AF	Pendant mounting kit (black)	PMLZTB
220-240VAC, 50/60 Hz operation	-24K	Wire guard (Wall mount)	WGTW
"SALIDA" exit face	-SA	Wire guard (Ceiling or end mount)	WGTCE
Wall mount only option (2)	-X	Vandal-resistant shield (7)	VRS2
Unit supplied without lighting heads (5)	-0	Remote indoor/outdoor lighting head	LXTOS

(1) Add "I" Spectron option suffix immediately after base model number. Example:LTURW3I. Adding "I" automatically gets Damp Location listing, except for Remote Capacity models.

(2) Option eliminates the ceiling mounting bracket and its associated expense for single face tandem models in wall mounted applications. Not available for use with universal tandem models.

(3) Operates with 24-volt AC or DC fire alarm panels.

(4) -FAP, -FM or -AF options may not be specified together.

(5) Available with remote capacity (LTXXX3) models only.

(6) FTSMK field kit required for side mounting of all models. Will mount unit from left side only.

(7) For use with wall mounted units only.

Suggested Specification

Unit housing construction will be flame-rated, UV stable, ABS thermoplastic in textured (white) (black) finish. Lamp housings shall be constructed of flame-rated, UV stable, polycarbonate in matching finish. Unit design will allow universal 120/277VAC, 60 Hz operation standard. Emergency illumination will be provided by (two integral) (two integral and one remote) 5-watt (high-output) (super high-output) halogen lighting heads. Units shall be designed to mount to 3 1/2", 4" octagon, 4" square or standard plaster rings. A universal knockout pattern shall be provided in the unit back plate for mounting to utility boxes. Emergency components will include a solid-state, constant voltage, current limited type battery charger, a maintenance-free, lead-acid battery; an AC-On LED indicator light; and a test switch. The unit charger will be capable of recharging the battery within acceptable UL time standards. Emergency operation must be provided for a minimum of 90 minutes.

Exit sign construction will be flame-rated, UV stable, ABS thermoplastic in textured (white) (black) finish to match unit. All parts necessary for universal single and double face applications shall be included as standard. Exit face will provide 6" high letters with 3/4" stroke and snap-out, chevron type directional arrows. Normal AC illumination will be provided by (red) (green) high-output LEDs. Normal LED lamp life will be in excess of 20 years. Exit letters will provide twice the lumen output and 10 times the illumination uniformity required by 1998 UL specifications. Exits will be universal single/double face. Ceiling mounting bracket will be provided with all models and will be of identical color to match the exit frame. Tandem models must comply with all UL 924 (UL Damp Location) and NFPA 101 Life Safety Code requirements.

Optional equipment will include:

Dimensions to be 14 1/4" (36.2 cm) high x 13" (33 cm) wide x 3 5/8" (9.2 cm) deep (max.).

NOTE: For information on Liteforms emergency lighting units, refer to Dual-Lite Liteforms Collection LZ Series data sheet 0601469.

For information on Liteforms LED exit signs, refer to Dual-Lite Liteforms Collection LX Series data sheet 0601455.