



Rectangular Heads
Suffix **"-PH"**

Shown in Standard
White Finish



Round Heads
Suffix **"-R"**

Shown in Standard
White Finish

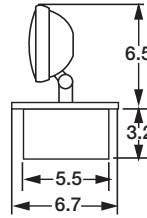
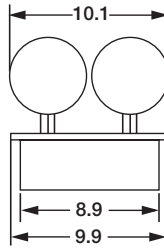
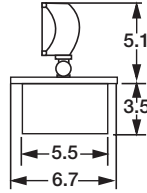
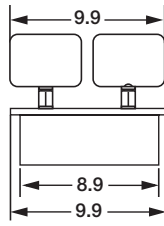
Dimensions

RL Rough-In
Opening Size:
9" x 5 5/8"

Options

Add Suffix to Catalog Number

- BG** Beige Finish
- BLK** Black Finish
- OW** Designer Off-White Finish (Round Heads Only)
- PA** Plenum Construction
- **** Special Lamp Wattage (See page 50)



The RL Series is ideal for installations requiring the aesthetic advantage of a fully recessed emergency unit.



Series Features

- Integrated Solid State System
- Multi-Rate, Controlled, Automatic Charger
- Lock Out (Automatic Battery Connect)
- Low-Voltage Battery Cutoff
- Brownout Sensitivity
- Dual-Voltage Transformer for 120/277 VAC Operation
- Maximum Input Rating
120VAC 60 Hz 0.35 Amps
277VAC 60 Hz 0.15 Amps
- HIT Lamps STD Lamp: See Unit Information
- PAR-36 Sealed Beams
- Sealed Lead Calcium Battery (S) or Sealed Nickel Cadmium Battery (N)
- 6-Volt Operation
- Maintenance-Free
- Fully Recessed Styling
- Steel Lamp Heads (Round)
- 20-Gauge Steel Housing
- Polycarbonate Lamp Heads (Rectangular)
- Includes (4) Adjustable Mounting Tabs
- White Powder-Coat Finish
- LED Power On (Charge) Indicator
- Test Switch
- UL Listed

Unit Information

Model Number	Std. Lamp Watt	Watts per Hour				Replacement Battery	Head Shape
		1.5	2	3	4		
2RL6S5-R	6	12	9	6	-	(1) S65	Round
2RL6S5-PH	6	12	9	9	-	(1) S65	Rectangular
2RL6S8-R	9	18	14	9	7	(1) S68	Round
2RL6S8-PH	9	18	14	9	7	(1) S68	Rectangular
2RL6S10-R	9	32	24	16	12	(1) S610SL	Round
2RL6S10-PH	9	32	24	16	12	(1) S610SL	Rectangular
H2RL6S10†	12	32	24	16	12	(1) S610SL	Round
2RL6N4-R	6	12	9	6	-	(1) N64F	Round
2RL6N4-PH	6	12	9	6	-	(1) N64F	Rectangular
2RL6N7-R	9	25	18	14	9	(1) N67F	Round
2RL6N7-PH	9	25	18	14	9	(1) N67F	Rectangular
H2RL6N7†	12	25	18	14	9	(1) N67F	Round

†Chicago Code Approved

Illumination is rated to 87.5% of nominal system voltage and recharge to full capacity within 24 hours. NEC requires 1.5 hours of emergency illumination.

Ordering Information

H*	2	RL	6	S	10	-R	-PA
Halogen Lamp Prefix	Lamp Heads on Unit	Series	DC Battery Voltage	Battery Type (S - Sealed, N - Ni Cad)	Battery Amp/Hour	Head Shape (-PH (Rect.), -R (Round))	Options

*Halogen Lamps not available with PH Heads.